



**Ramkumar H. Barchha**

AFP. B. Com, P.G.D.B.M.,  
I.C.W.A.I. (Int.), B.E.C. (Level-3)  
Certified Financial & Insurance Professional



Name : \_\_\_\_\_

Contacts : \_\_\_\_\_



Ashok Stove Group of Companies

# Index

International News .....	1
Equity Market .....	2
Debt Market .....	3
Forex .....	3
MF News .....	4
Fundz This Quarter .....	5
MF Industry AUM .....	6
Funds Snapshot .....	7
SIP Scorecard .....	24
Terminology & Definitions .....	31
Performance Scorecard .....	33
Risk Ratios - Equity .....	51
Risk Ratios - Aggressive Hybrid .....	54



### IMF hopes to mobilize \$45 bln for new trust to aid broader range of countries

The International Monetary Fund hopes to mobilize around \$45 billion for a new trust to help a broader range of countries, including some middle-income economies, deal with climate change and other longer-term challenges, a paper prepared by IMF staff and reviewed by Reuters shows. The IMF's executive board is expected to approve plans for the new Resilience and Sustainability Trust (RST) that were hammered out by IMF staff after the Group of 20 major economies backed creation of the instrument in October. Nearly three-quarters of the IMF's 190 members would be eligible to borrow from the new trust, the global lender's first facility set up expressly to help countries manage balance of payments risks posed by longer-term challenges, the paper said.

### OPEC cuts 2022 world oil demand forecast due to Ukraine conflict

OPEC cut its forecast for growth in world oil demand in 2022 citing the impact of Russia's invasion of Ukraine, rising inflation as crude prices soar and the resurgence of the Omicron coronavirus variant in China. In a monthly report, the Organization of the Petroleum Exporting Countries (OPEC) said world demand would rise by 3.67 million barrels per day (bpd) in 2022, down 480,000 bpd from its previous forecast. Russia's invasion of Ukraine in February sent oil prices soaring above \$139 a barrel, the highest since 2008, worsening inflationary pressures. Crude has since fallen as the United States and other nations announced plans to tap strategic oil stocks to boost supply, but remains over \$100.

### China's March exports grow despite virus; imports flat

China's exports rose 15.7% over a year ago in March while imports were flat amid disruption due to coronavirus outbreaks as the ruling Communist Party enforces a "zero-COVID" strategy to isolate every case. Exports rose to \$276.1 billion despite anti-virus controls in Shanghai and other industrial centers that are causing factories to reduce production, customs data showed. Imports rose less than 1% to \$228.7 billion. China's infection numbers are relatively low, but the "zero-COVID" strategy has confined most of Shanghai's 25 million people to their homes since late March and suspended access to other manufacturing centers.

### UK inflation jumps to 30-year high of 7.0% in March

British consumer price inflation leapt to 7.0% in March, its highest since March 1992 and up from 6.2% in February, official figures showed, intensifying the cost-of-living squeeze faced by households. The increase in the annual rate of CPI was sharper than expected by most economists polled by Reuters, who had forecast an increase to 6.7%. British inflation has seen an unprecedented surge over the past year, following a similar pattern to most other advanced economies as energy prices surged and pandemic supply-chain difficulties persisted. Financial markets think the Bank of England is all but certain to raise interest rates to 1% from 0.75% on May 5 after its next meeting before taking them to 2%-2.25% by the end of 2022, though many economists it will not move that aggressively.

(Source : Reuters, Economic Times)

#### Mar 2022 - Global Indices

	Indices	Close	Return(%) USD					
			1 month	3 months	1 year	3 years	5 years	10 years
Developed	All Ordinaries (Australia)	7,790	5.76	-1.80	7.14	4.32	2.47	1.75
	Dow Jones Ind Avg (USA)	34,678	1.82	-4.57	5.14	10.18	10.91	10.13
	FTSE 100 (UK)	7,516	-0.22	-0.19	8.05	-1.96	-2.56	-1.27
	Hang Seng (Hong Kong)	21,997	-3.70	-7.80	-25.19	-11.59	-4.82	-3.20
	Nasdaq (USA)	14,221	3.84	-9.10	7.35	22.53	19.19	16.49
	Nikkei 225 (Japan)	27,821	4.29	-5.24	-7.97	6.19	4.72	6.42
Emerging	S&P BSE SENSEX	58,569	3.54	-1.40	14.18	11.39	11.10	8.55
	Bovespa (Brazil)	119,999	5.46	12.26	-0.70	4.70	9.59	2.31
	Jakarta Composite (Indonesia)	7,071	2.08	5.37	14.03	-0.08	1.69	1.48
	KLSE Composite (Malaysia)	1,587	-1.86	-0.69	-2.64	-4.12	-4.83	-3.90
	PSE Composite (Phillippines)	7,203	-2.03	-0.82	7.91	-6.02	-3.35	-0.49
	RTS Index (Russia)	1,021	8.38	-37.24	-33.27	-8.03	-4.73	-8.30
	Seoul Composite (S. Korea)	2,758	1.59	-9.18	-13.06	5.54	1.79	-0.78
	SET (Thailand)	1,695	0.03	0.29	3.08	-1.90	-1.62	-0.44
	Shanghai Composite (China)	3,252	-6.60	-12.38	-8.80	-1.34	-2.88	-0.30
	Straits Times (Singapore)	3,409	4.53	7.01	3.93	-1.07	-1.68	-2.65
Taiwan Weighted (Taiwan)	17,693	-0.34	-4.76	3.93	14.91	9.07	4.18	

All figures are as of 31st Mar, 2022

## HIGHLIGHTS

- Globally, equity markets ended on a positive note except China, mainly due to fresh lockdowns in response to the spread of a new variant of Covid-19. The US Federal Reserve (Fed) hiked its benchmark short-term interest rate by 0.25% to a range of 0.25%-0.5%. The central bank expects inflation to end 2022 at 4.3%, and has forecast economic growth of 2.8% this year, down from its 4% estimated in December.
- Indian equity indices snapped a two-month fall in March, with Benchmark indices S&P BSE Sensex and Nifty 50 rising 4% each on-month on hopes of positive outcome from the Russia-Ukraine peace talks. Investors cheered the outcome of the recently conducted state elections, where the incumbent Govt. won in 4 out of 5 states. Markets also benefited from domestic institutional investor's continued buying spree. DII's bought equities worth ₹397 billion in March.
- Sectoral indices ended mostly higher in March 2022. IT and metal stocks saw heavy buying tracking amid slight fall in global crude oil prices and hopes for halt in Russia-Ukraine war. Oil & gas stocks surged owing to elevated crude oil prices. Auto, consumer durables and capital goods were the only laggards.

(Source : Various AMCs)

## Equity Market Indicators

## Mar 2022 - Key Indices (Total Return Index)

Indices	Close	Return(%) INR					
		1 month	3 months	1 year	3 years	5 years	10 years
S&P BSE SENSEX TRI	87,545	4.13	0.71	19.50	16.11	15.95	14.44
NIFTY 50 TRI	25,118	4.00	0.84	20.26	15.87	15.15	14.08
S&P BSE 100 TRI	21,841	4.03	0.78	20.66	15.93	14.75	14.38
S&P BSE 200 TRI	9,280	4.07	0.28	21.26	16.82	14.99	14.89
NIFTY 500 TRI	22,889	4.14	-0.44	22.29	16.80	14.56	14.76
NIFTY MIDCAP 150 TRI	13,821	4.84	-3.30	25.05	20.79	15.35	18.43
S&P BSE SMALL CAP TRI	34,168	5.85	-4.06	37.69	24.59	15.37	16.83
NIFTY NEXT 50 TRI	57,445	2.96	-2.21	21.58	14.42	11.60	16.09

## Mar 2022 - Sectoral Indices

Indices	Close	Return(%) INR					
		1 month	3 months	1 year	3 years	5 years	10 years
S&P BSE Auto	24,050	-2.30	-3.09	8.08	8.51	1.79	9.03
S&P BSE Bankex	41,754	0.28	3.33	11.20	6.94	11.32	13.52
S&P BSE FMCG	13,335	2.52	-3.26	3.57	4.33	7.54	11.49
S&P BSE Healthcare	24,304	4.06	-7.26	13.95	19.04	9.68	13.88
S&P BSE Metal	22,368	7.62	16.22	55.87	25.36	13.64	7.02
S&P BSE Oil & Gas	18,741	8.23	7.04	26.45	7.07	6.68	8.77
S&P BSE Realty	3,682	6.23	-4.15	37.88	21.02	18.14	7.56
S&P BSE TECK	16,248	9.02	-2.22	36.31	28.70	23.00	10.33
NIFTY INDIA CONSUMPTION	6,829	0.72	-3.15	14.59	12.04	11.30	13.58
NIFTY INFRASTRUCTURE	5,019	4.58	1.39	22.77	16.09	10.14	7.18
NIFTY MEDIA	2,380	18.35	7.25	53.98	-1.59	-5.60	6.80
NIFTY DIVIDEND OPPT 50	3,706	4.19	-0.33	20.83	11.12	9.74	9.18

## Institutional Activity (Net Investment) ₹ Cr.

	Mar-2022			01-Jan-22 To 31-Mar-22		
	Debt	Equity & Hybrid	Total	Debt	Equity & Hybrid	Total
FII / FPI	-8,876	-41,191	-50,068	-8,382	-108,280	-116,662
Mutual Funds	-5,184	22,719	17,535	3,880	69,477	73,357

\* Source: SEBI

## HIGHLIGHTS

- US Treasury prices declined, with the yield on the 10-year paper settling at 2.33% on March 31, 2022 compared to 1.84% on February 28, 2022. Domestic G-sec yields had soared in early March 2022 but eased a bit and ended slightly higher than in Feb-end. The benchmark 10-year G-sec yield touched 6.90% on March 8, 2022, and ended the month at 6.84%, higher than the 6.77% at Feb-end.
- On the liquidity management front, the RBI continued to absorb excess reserves through the variable rate reverse repo (VRRR) tool, offering banks up to 3.99%. Going forward, a changing macro-environment and monetary policy warrants a more active management of fixed-income portfolio that continually balances duration and accrual.

(Source : Various AMCs)

## Debt Market Indicators

Benchmarks	As on 31-Mar-22	As on 28-Feb-22	As on 31-Dec-21	Change (Month)	Change (Quarter)
364 Day Tbill	4.45%	4.55%	4.21%	-0.10%	0.24%
91 Day Tbill	3.77%	3.70%	3.59%	0.07%	0.18%
10-year Benchmark (06.54 GS 2032)	6.84%	6.77%	6.45%	0.07%	0.39%
3 Months Certificate Of Deposit (CD)	3.89%	3.91%	3.62%	-0.02%	0.27%
Call Rate	3.00%	3.25%	3.15%	-0.25%	-0.15%
MIBOR	3.50%	3.43%	3.60%	0.07%	-0.10%
Bank Rate	4.25%	4.25%	4.25%	0.00%	0.00%
RBI LAF-Repo rate	4.00%	4.00%	4.00%	0.00%	0.00%
RBI LAF-Reverse Repo rate	3.35%	3.35%	3.35%	0.00%	0.00%
CRR	4.00%	4.00%	4.00%	0.00%	0.00%
Foreign Exchange Reserve(\$ bn)	619.68	632.95	635.10	-13.27	-15.42
Brent Crude Oil (\$/bbl)	107.68	102.67	78.45	5.01	29.23
Gold (\$/oz)	1942.15	1909.85	1805.85	32.30	136.30
US 10-yr Gilt	2.33%	1.84%	1.51%	0.49%	0.82%

Source: RBI, Reuters, Bloomberg

## Forex

## HIGHLIGHTS

- The Indian Rupee declined 0.4% to settle at ₹75.79 against the dollar on March 31, 2022 from ₹75.48 on February 28, 2022.
- Foreign exchange reserves closed the month at USD 620 billion, largely due to sustained foreign investment outflows.

## FOREX

	31-Mar-22	28-Feb-22	31-Dec-21	31-Mar-21	% Change (Month)	% Change (Quarter)	% Change (Year)
1 US\$	75.79	75.48	74.29	73.12	-0.41%	-1.98%	-3.52%
1 Euro	84.66	84.26	84.05	86.10	-0.47%	-0.73%	1.70%
100 Yen	62.23	65.34	64.54	66.36	5.00%	3.71%	6.64%
1 Pound	99.55	100.92	100.30	100.95	1.37%	0.75%	1.40%

\* Source: RBI

### Equity mutual funds see Rs 1.64 lakh crore net inflow in FY22 on strong SIP book

Strong SIP book and lower returns from traditional investments made equity mutual funds an attractive investment destination for investors with equity-oriented funds receiving a staggering net inflow of ₹1.64 lakh crore in 2021-22. This comes following a net outflow of ₹25,966 crore during 2020-21, data with Association of Mutual Funds in India (AMFI) showed. Going ahead, we expect the growing inflow trends in equity mutual funds to sustain given the current economic condition and markets, according to industry experts. According to the data, equity mutual funds witnessed a net inflow of ₹1,64,399 crore in the entire 2021-22. This included an all-time high inflow of ₹28,464 crore last month. Geopolitical tension due to the raging war between Russia and Ukraine and concerns over the surging crude prices triggered a sharp correction in the market towards the end of February and early March. The correction provided investors a good buying opportunity, which they didn't fail to capitalise.

### SEBI extends deadline for compliance with certain directions for mutual funds to July 1

Providing more time to fund houses, SEBI has extended the deadline for implementing certain directions for mutual funds, including those pertaining to usage of pool accounts for transactions, to July 1. In October 2021, SEBI had said that stock brokers and clearing members should not accept payment through one-time mandate or issuance of mandates or instruments in their name for mutual fund transactions. On or after July 1, 2022, new mandates shall be accepted only in favour of SEBI recognised clearing corporations and those mandates shall exclusively be for subscriptions to units of mutual fund schemes and not for any other purpose, SEBI has said.

### Passive folios jump 5-fold post covid, debt fund folios rise 8%

Passive funds (index funds and ETFs) have been the biggest drivers behind record folio additions in the mutual fund industry since the onset of covid-19 pandemic. Index funds, ETFs (including gold) and overseas fund of funds have together added 1.26 crore folios between April 1, 2020 and January 31, 2022, shows AMFI data. As a result, the folio count went up five-folds during the period from just 31.6 lakh to 1.58 crore. In absolute terms, equity schemes were the leaders in adding new folios. They together added 1.83 crore accounts during the period, registering a growth of 28%. On the other hand, debt schemes added just 5.7 lakh new folios. Industry insiders say that this is due to retail clients' preference for equity schemes.

### AMFI prescribes new benchmark for mutual fund schemes

Industry body AMFI has prescribed a new benchmarking system for mutual funds for each of their schemes in a bid to standardize and bring uniformity in the benchmarks. It has listed out first-tier benchmarks for 67 types of mutual fund schemes. This includes categories of debt, equity, hybrid and solution-oriented funds, information available with the Association of Mutual Funds in India (AMFI) showed. This comes in the wake of guidelines issued by capital market regulator SEBI in October last year to bring uniformity in benchmarks of the schemes. Having a common category benchmark is useful for investors to make a relative performance comparison for funds within a category to a single benchmark, which is typically representative of the broader investment universe for the category.

(Source : Economic Times, Business Standard, Cafe Mutual)

## Average Assets Under Management (AUM) for the quarter Jan - Mar 2022 (Rs in crores)

Rank	Mutual Fund Name	Average AUM	Equity	Debt & Other	Equity(%)	Debt & Other(%)
1	SBI Mutual Fund	648,199	398,467	249,731	61	39
2	ICICI Prudential Mutual Fund	486,424	222,744	263,680	46	54
3	HDFC Mutual Fund	435,537	201,771	233,766	46	54
4	Aditya Birla Sun Life Mutual Fund	296,390	118,380	178,010	40	60
5	Kotak Mahindra Mutual Fund	286,414	129,287	157,127	45	55
6	Nippon India Mutual Fund	285,196	153,167	132,029	54	46
7	Axis Mutual Fund	260,335	148,004	112,331	57	43
8	UTI Mutual Fund	223,842	149,347	74,494	67	33
9	IDFC Mutual Fund	121,230	28,630	92,600	24	76
10	DSP Mutual Fund	107,911	66,906	41,005	62	38
11	Mirae Asset Mutual Fund	102,757	90,924	11,833	88	12
12	Edelweiss Mutual Fund	88,713	17,057	71,656	19	81
13	Tata Mutual Fund	86,713	46,643	40,071	54	46
14	L&T Mutual Fund	75,592	41,199	34,393	55	45
15	Franklin Templeton Mutual Fund	64,123	49,504	14,620	77	23
16	Canara Robeco Mutual Fund	47,956	38,412	9,544	80	20
17	Invesco Mutual Fund	43,916	25,995	17,921	59	41
18	Sundaram Mutual Fund	43,107	32,461	10,645	75	25
19	Motilal Oswal Mutual Fund	34,948	28,681	6,267	82	18
20	PPFAS Mutual Fund	23,114	20,083	3,031	87	13
21	Baroda BNP Paribas Mutual Fund	21,393	11,531	9,862	54	46
22	LIC Mutual Fund	17,817	6,264	11,554	35	65
23	PGIM India Mutual Fund	16,492	11,760	4,732	71	29
24	HSBC Mutual Fund	12,789	4,154	8,635	32	68
25	Mahindra Manulife Mutual Fund	8,805	5,354	3,451	61	39
26	Union Mutual Fund	8,147	5,374	2,773	66	34
27	Quant Mutual Fund	6,506	5,609	897	86	14
28	NJ Mutual Fund	5,247	4,216	1,031	80	20
29	IIFL Mutual Fund	4,264	2,630	1,635	62	38
30	IDBI Mutual Fund	4,161	2,659	1,502	64	36
31	BOI AXA Mutual Fund	2,750	1,773	977	64	36
32	ITI Mutual Fund	2,718	2,263	455	83	17
33	JM Financial Mutual Fund	2,318	495	1,822	21	79
34	Quantum Mutual Fund	1,978	961	1,017	49	51
35	IL&FS Mutual Fund (IDF)	1,338	0	1,338	0	100
36	Trust Mutual Fund	1,218	0	1,218	0	100
37	Navi Mutual Fund	1,039	767	272	74	26
38	IIFCL Mutual Fund (IDF)	625	0	625	0	100
39	Indiabulls Mutual Fund	544	229	316	42	58
40	Taurus Mutual Fund	511	497	14	97	3
41	Samco Mutual Fund	367	329	38	90	10
42	Shriram Mutual Fund	220	189	31	86	14
43	WhiteOak Capital Mutual Fund	105	0	105	0	100
	<b>Total of above Mutual Funds</b>	<b>3,883,769</b>	<b>2,074,716</b>	<b>1,809,052</b>	<b>53</b>	<b>47</b>

Highlighted are the top 10 AMCs on the basis of their average AUM.

## MF Industry AUM Comparison

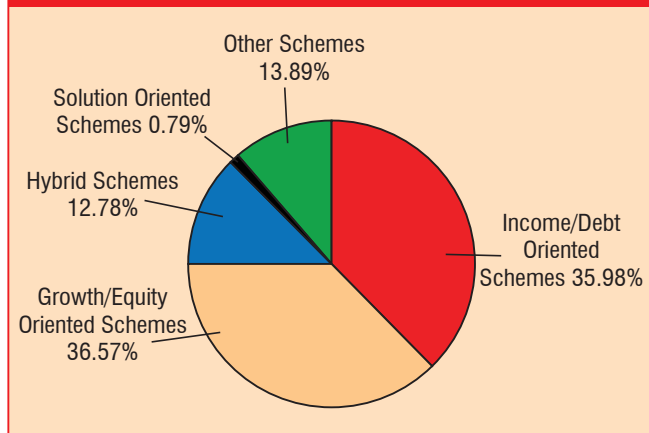
Mutual Fund Name	Avg. AUM Jan-Mar 2022	Avg. AUM Oct-Dec 2021	Absolute change over a quarter	% Change over a quarter	Avg. AUM Jan-Mar 2021	Absolute change over a year	% Change over a year
Aditya Birla Sun Life Mutual Fund	296,390	299,282	-2,893	-0.97	269,700	26,689	9.90
Axis Mutual Fund	260,335	253,906	6,429	2.53	196,862	63,473	32.24
Baroda BNP Paribas Mutual Fund	21,393	21,886	-493	-2.25	17,478	3,915	22.40
BOI AXA Mutual Fund	2,750	2,727	23	0.84	2,289	461	20.13
Canara Robeco Mutual Fund	47,956	45,049	2,906	6.45	28,273	19,683	69.62
DSP Mutual Fund	107,911	110,614	-2,702	-2.44	97,386	10,525	10.81
Edelweiss Mutual Fund	88,713	79,285	9,427	11.89	52,415	36,298	69.25
Franklin Templeton Mutual Fund	64,123	66,988	-2,865	-4.28	83,525	-19,401	-23.23
HDFC Mutual Fund	435,537	450,385	-14,848	-3.30	416,670	18,867	4.53
HSBC Mutual Fund	12,789	12,606	183	1.45	10,552	2,237	21.20
ICICI Prudential Mutual Fund	486,424	483,519	2,905	0.60	416,198	70,226	16.87
IDBI Mutual Fund	4,161	4,472	-311	-6.96	4,162	-1	-0.01
IDFC Mutual Fund	121,230	125,352	-4,122	-3.29	122,328	-1,098	-0.90
IIFCL Mutual Fund (IDF)	625	618	6	1.02	592	33	5.55



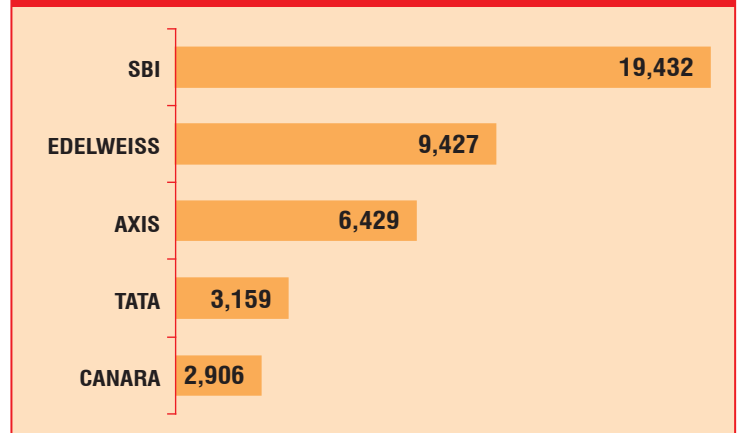
## MF Industry AUM Comparison

Mutual Fund Name	Avg. AUM Jan-Mar 2022	Avg. AUM Oct-Dec 2021	Absolute change over a quarter	% Change over a quarter	Avg. AUM Jan-Mar 2021	Absolute change over a year	% Change over a year
IIFL Mutual Fund	4,264	3,750	514	13.72	2,370	1,894	79.93
IL&FS Mutual Fund (IDF)	1,338	1,280	58	4.52	1,679	-341	-20.30
Indiabulls Mutual Fund	544	653	-108	-16.60	664	-119	-17.98
Invesco Mutual Fund	43,916	45,155	-1,239	-2.74	36,841	7,075	19.20
ITI Mutual Fund	2,718	2,407	311	12.93	1,179	1,540	130.64
JM Financial Mutual Fund	2,318	2,020	298	14.73	2,389	-71	-2.98
Kotak Mahindra Mutual Fund	286,414	286,883	-469	-0.16	234,743	51,671	22.01
L&T Mutual Fund	75,592	79,550	-3,959	-4.98	72,728	2,864	3.94
LIC Mutual Fund	17,817	19,354	-1,537	-7.94	16,927	890	5.26
Mahindra Manulife Mutual Fund	8,805	7,911	894	11.30	5,271	3,534	67.04
Mirae Asset Mutual Fund	102,757	101,218	1,539	1.52	69,773	32,984	47.27
Motilal Oswal Mutual Fund	34,948	35,645	-698	-1.96	27,437	7,511	27.38
Navi Mutual Fund	1,039	930	110	11.81	698	342	48.96
Nippon India Mutual Fund	285,196	282,416	2,781	0.98	230,222	54,975	23.88
NJ Mutual Fund	5,247	3,697	1,550	41.91	NA	NA	NA
PGIM India Mutual Fund	16,492	14,702	1,790	12.18	6,527	9,965	152.69
PPFAS Mutual Fund	23,114	20,515	2,599	12.67	8,720	14,393	165.06
Quant Mutual Fund	6,506	4,664	1,842	39.50	722	5,784	801.02
Quantum Mutual Fund	1,978	2,052	-73	-3.56	1,942	36	1.88
Samco Mutual Fund	367	NA	NA	NA	NA	NA	NA
SBI Mutual Fund	648,199	628,766	19,432	3.09	505,373	142,825	28.26
Shriram Mutual Fund	220	227	-7	-2.95	203	18	8.69
Sundaram Mutual Fund	43,107	43,909	-802	-1.83	39,820	3,287	8.25
Tata Mutual Fund	86,713	83,554	3,159	3.78	62,078	24,635	39.68
Taurus Mutual Fund	511	538	-27	-5.05	475	36	7.51
Trust Mutual Fund	1,218	1,137	81	7.13	625	593	94.79
Union Mutual Fund	8,147	8,100	47	0.58	5,240	2,907	55.47
UTI Mutual Fund	223,842	224,671	-830	-0.37	182,853	40,989	22.42
WhiteOak Capital Mutual Fund	105	139	-34	-24.77	110	-5	-4.66
<b>Total</b>	<b>3,883,769</b>	<b>3,862,534</b>	<b>21,235</b>	<b>0.55</b>	<b>3,236,037</b>	<b>647,731</b>	<b>20.02</b>

Categorywise AUM as on 31st Mar 2022



Top 5 AMCs Based on Abs. AAUM Growth (₹Cr) For Quarter Jan-Mar 2022



MF Category	Sales	Redemptions	Net Sales	
			Mar - 2022	31-Mar-22
Income/Debt Oriented Schemes	893,750	1,007,828	-114,077	1,351,571
Growth/Equity Oriented Schemes	46,408	18,156	28,252	1,373,728
Hybrid Schemes	17,008	20,611	-3,604	479,918
Solution Oriented Schemes	304	164	141	29,537
Other Schemes	26,589	7,184	19,405	521,928
<b>Total</b>	<b>984,059</b>	<b>1,053,942</b>	<b>-69,883</b>	<b>3,756,683</b>

₹ in Crore

\* Source: AMFI

Large Cap Fund

# Total Return Index, ^ Expense Ratios as on 31st Mar 2022,\* \* Holdings data as on 31st Mar 2022\*

Scheme Name	Date of Inception	Benchmark #	^ Expense Ratio %	As on 31st Mar 2022		% Change over a quarter		% Exposure in Holdings*		
				Corpus in crs	NAV (Rs)	Corpus	NAV	Top Holding	Total of Top 5	Total of Top 10
Aditya Birla Sun Life Frontline Equity Fund	Aug 02	NIFTY 100 - TRI	1.80	21,672	337.38	-0.77%	-0.79%	ICICI Bank Ltd.(9.05)	33.05	48.73
Axis Bluechip Fund	Jan 10	S&P BSE 100 - TRI	1.70	35,702	44.78	3.23%	-3.26%	Infosys Ltd.(9.77)	44.96	66.96
Baroda BNP Paribas Large Cap Fund	Sep 04	NIFTY 100 - TRI	2.18	1,306	138.47	4.86%	-0.26%	ICICI Bank Ltd.(9.28)	35.79	56.25
BOI AXA Bluechip Fund	Jun 21	NIFTY 100 - TRI	2.81	133	10.59	2.96%	-4.08%	Reliance Industries Ltd.(7.13)	26.78	41.57
Canara Robeco Bluechip Equity Fund	Aug 10	S&P BSE 100 - TRI	1.87	6,647	40.70	16.81%	-2.19%	Infosys Ltd.(9.08)	32.86	50.84
DSP Top 100 Equity Fund	Mar 03	S&P BSE 100 - TRI	2.09	2,652	279.32	-5.74%	-3.86%	ICICI Bank Ltd.(9.52)	36.91	57.09
Edelweiss Large Cap Fund	May 09	NIFTY 100 - TRI	2.49	327	53.85	5.04%	-1.19%	ICICI Bank Ltd.(7.4)	29.02	41.66
Franklin India Bluechip Fund	Dec 93	NIFTY 100 - TRI	1.92	6,519	683.74	-3.20%	-3.70%	ICICI Bank Ltd.(8.18)	36.34	57.24
HDFC Top 100 Fund	Oct 96	NIFTY 100 - TRI	1.81	21,178	693.97	1.01%	1.91%	Reliance Industries Ltd.(9.46)	34.95	55.86
HSBC Large Cap Equity Fund	Dec 02	NIFTY 100 - TRI	2.45	766	312.63	-3.37%	-2.60%	Infosys Ltd.(9.7)	40.78	63.29
ICICI Prudential Bluechip Fund	May 08	NIFTY 100 - TRI	1.73	31,688	65.58	2.56%	0.55%	ICICI Bank Ltd.(9.17)	36.97	58.38
IDBI India Top 100 Equity Fund	Apr 12	NIFTY 100 - TRI	2.56	586	39.25	4.15%	-0.48%	Reliance Industries Ltd.(8.02)	32.23	46.82
IDFC Large Cap Fund	Jun 06	S&P BSE 100 - TRI	2.36	1,016	49.22	3.70%	-2.55%	HDFC Bank Ltd.(8.12)	33.67	52.95
Indiabulls Blue Chip Fund	Feb 12	NIFTY 100 - TRI	2.43	98	28.25	-2.81%	-1.46%	Reliance Industries Ltd.(10.65)	39.91	60.02
Invesco India Largecap Fund	Aug 09	NIFTY 100 - TRI	2.50	602	43.90	28.89%	-2.83%	Infosys Ltd.(9.28)	42.12	63.19
ITI Large Cap Fund	Dec 20	NIFTY 100 - TRI	2.48	196	11.71	-3.35%	-4.76%	Reliance Industries Ltd.(8.15)	34.75	59.40
JM Large Cap Fund	Apr 95	S&P BSE 100 - TRI	2.51	51	98.28	-0.79%	-0.92%	Infosys Ltd.(8.03)	33.80	55.66
Kotak Bluechip Fund	Dec 98	NIFTY 100 - TRI	2.08	4,132	368.63	13.14%	-1.83%	Reliance Industries Ltd.(7.56)	33.96	50.14
L&T India Large Cap Fund	Oct 07	S&P BSE 100 - TRI	2.47	726	40.23	-0.56%	-1.28%	ICICI Bank Ltd.(8.48)	34.67	51.08
LIC MF Large Cap Fund	Sep 99	NIFTY 100 - TRI	2.69	674	40.45	4.93%	-1.77%	Infosys Ltd.(8.89)	36.07	55.22
Mahindra Manulife Large Cap Pragati Yojana	Mar 19	NIFTY 100 - TRI	2.67	145	15.48	5.25%	-0.77%	ICICI Bank Ltd.(8.53)	40.32	62.91
Mirae Asset Large Cap Fund	Apr 08	NIFTY 100 - TRI	1.60	31,929	77.41	2.57%	-1.79%	Infosys Ltd.(9.73)	38.79	55.01
Navi Large Cap Equity Fund	Sep 11	NIFTY 50 - TRI	2.55	103	33.20	-4.63%	-3.76%	Reliance Industries Ltd.(10.21)	37.40	53.91
Nippon India Large Cap Fund	Aug 07	S&P BSE 100 - TRI	1.90	11,204	50.68	1.70%	2.29%	HDFC Bank Ltd.(7.61)	33.78	55.65
PGIM India Large Cap Fund	Jan 03	NIFTY 100 - TRI	2.52	358	234.43	-1.21%	-4.37%	ICICI Bank Ltd.(9.78)	36.42	59.06
SBI Blue Chip Fund	Feb 06	S&P BSE 100 - TRI	1.88	31,934	60.15	0.50%	-1.36%	HDFC Bank Ltd.(8.17)	30.84	47.41
Sundaram Large Cap Fund	Oct 20	NIFTY 100 - TRI	1.92	3,111	14.68	-1.71%	-0.83%	Infosys Ltd.(8.98)	32.58	51.38
Tata Large Cap Fund	May 98	NIFTY 100 - TRI	2.43	1,176	329.40	5.41%	-0.73%	ICICI Bank Ltd.(8.32)	37.90	56.33
Taurus Largecap Equity Fund	Aug 95	S&P BSE 100 - TRI	2.60	33	102.88	1.88%	2.27%	ICICI Bank Ltd.(7.2)	30.96	49.26
Union Largecap Fund	May 17	S&P BSE 100 - TRI	2.57	219	16.23	1.12%	-3.34%	Reliance Industries Ltd.(9.67)	29.72	47.91
UTI Master Share	Aug 05	S&P BSE 100 - TRI	1.78	9,853	193.67	1.55%	-2.21%	Infosys Ltd.(9.46)	33.19	47.58
<b>Average</b>			<b>2.24</b>			<b>2.68%</b>			<b>35.21</b>	<b>54.15</b>

Large & Mid Cap Fund

Scheme Name	Date of Inception	Benchmark #	^ Expense Ratio %	As on 31st Mar 2022		% Change over a quarter		% Exposure in Holdings*		
				Corpus in crs	NAV (Rs)	Corpus	NAV	Top Holding	Total of Top 5	Total of Top 10
Aditya Birla Sun Life Equity Advantage Fund	Apr 01	S&P BSE 250 LargeMidCap Index - TRI	2.06	5,862	644.07	-5.94%	-6.96%	ICICI Bank Ltd.(7.29)	25.41	42.34
Axis Growth Opportunities Fund	Oct 18	Nifty LargeMidcap 250 Index - TRI	1.96	7,250	20.61	29.76%	-3.60%	Bajaj Finance Ltd.(8.77)	34.44	52.11
Baroda BNP Paribas Large & Mid Cap Fund	Sep 20	S&P BSE 250 LargeMidCap Index - TRI	2.67	622	16.51	-3.12%	-2.24%	Infosys Ltd.(8.42)	26.73	39.75
BOI AXA Large & Mid Cap Equity Fund	Oct 08	S&P BSE 250 LargeMidCap Index - TRI	2.56	202	53.81	-3.79%	-3.95%	State Bank Of India(6.25)	21.90	37.67
Canara Robeco Emerging Equities Fund	Mar 05	Nifty LargeMidcap 250 Index - TRI	1.80	12,994	158.32	4.30%	-4.10%	Infosys Ltd.(5.96)	21.99	34.76
DSP Equity Opportunities Fund	May 00	Nifty LargeMidcap 250 Index - TRI	1.91	6,514	341.54	-3.25%	-2.76%	ICICI Bank Ltd.(8.42)	26.68	40.86
Edelweiss Large & Mid Cap Fund	Jun 07	Nifty LargeMidcap 250 Index - TRI	2.14	1,270	51.99	11.53%	-1.83%	ICICI Bank Ltd.(6.95)	21.75	35.08
Franklin India Equity Advantage Fund	Mar 05	Nifty LargeMidcap 250 Index - TRI	2.09	2,730	119.41	-5.34%	-3.93%	HDFC Bank Ltd.(5.79)	34.83	49.58
HDFC Large and Mid Cap Fund	Mar 94	Nifty LargeMidcap 250 Index - TRI	2.19	5,797	185.28	54.86%	0.11%	Infosys Ltd.(5.01)	23.91	38.06
HSBC Large and Mid Cap Equity Fund	Mar 19	Nifty LargeMidcap 250 Index - TRI	2.46	506	15.75	-4.26%	-3.27%	ICICI Bank Ltd.(6.86)	27.54	40.24
ICICI Prudential Large & Mid Cap Fund	Jul 98	Nifty LargeMidcap 250 Index - TRI	2.17	4,322	532.84	18.37%	1.17%	Bharti Airtel Ltd.(7.99)	30.63	45.56
IDFC Core Equity Fund	Aug 05	Nifty LargeMidcap 250 Index - TRI	2.04	2,421	68.38	-2.56%	-1.31%	Infosys Ltd.(7.24)	26.70	39.51
Invesco India Growth Opportunities Fund	Aug 07	Nifty LargeMidcap 250 Index - TRI	1.96	3,965	50.94	-5.50%	-4.48%	ICICI Bank Ltd.(6.37)	26.07	40.21
Kotak Equity Opportunities Fund	Sep 04	Nifty LargeMidcap 250 Index - TRI	1.87	9,455	196.12	9.14%	0.95%	ICICI Bank Ltd.(5.37)	23.67	38.54
L&T Large and Midcap Fund	May 06	Nifty LargeMidcap 250 Index - TRI	2.24	1,527	70.23	-0.74%	-3.19%	ICICI Bank Ltd.(5.81)	22.49	37.22
LIC MF Large & Mid Cap Fund	Feb 15	Nifty LargeMidcap 250 Index - TRI	2.37	1,678	24.26	6.83%	-1.39%	ICICI Bank Ltd.(5.64)	23.20	34.79
Mahindra Manulife Top 250 Nivesh Yojana	Dec 19	Nifty LargeMidcap 250 Index - TRI	2.54	699	17.08	33.64%	0.63%	State Bank Of India(5.52)	22.73	36.01
Mirae Asset Emerging Bluechip Fund	Jul 10	Nifty LargeMidcap 250 Index - TRI	1.74	21,932	95.10	-0.18%	-3.15%	ICICI Bank Ltd.(5.96)	24.65	38.26
Motilal Oswal Large and Midcap Fund	Oct 19	Nifty LargeMidcap 250 Index - TRI	2.44	1,168	15.70	6.63%	-7.40%	ICICI Bank Ltd.(9.84)	26.66	46.71
Navi Large & Midcap Fund	Dec 15	S&P BSE 250 LargeMidCap Index - TRI	2.55	145	24.24	2.45%	-1.58%	Reliance Industries Ltd.(7.43)	20.06	34.14
Nippon India Vision Fund	Oct 95	Nifty LargeMidcap 250 Index - TRI	2.09	3,156	818.62	-2.65%	-0.64%	HDFC Bank Ltd.(5.14)	19.27	31.16
Quant Large & Mid Cap Fund	Dec 06	Nifty LargeMidcap 250 Index - TRI	2.31	79	69.69	69.73%	5.13%	The Indian Hotels Comp.(7.34)	37.05	67.59
SBI Large & Midcap Fund	May 05	Nifty LargeMidcap 250 Index - TRI	2.20	6,384	365.99	13.34%	-0.58%	ICICI Bank Ltd.(6.18)	21.43	33.56
Sundaram Large & Midcap Fund	Feb 07	Nifty LargeMidcap 250 Index - TRI	1.94	5,017	54.46	-1.63%	-3.16%	ICICI Bank Ltd.(6.54)	21.78	37.10
Tata Large & Mid Cap Fund	Feb 93	Nifty LargeMidcap 250 Index - TRI	2.13	2,898	319.23	1.53%	-1.97%	ICICI Bank Ltd.(7.81)	31.34	49.57
Union Large & Midcap Fund	Dec 19	S&P BSE 250 LargeMidCap Index - TRI	2.57	308	16.03	2.30%	-7.34%	Reliance Industries Ltd.(5.42)	18.54	30.31
UTI Core Equity Fund	May 09	Nifty LargeMidcap 250 Index - TRI	2.63	1,283	96.08	6.12%	-1.92%	HDFC Bank Ltd.(5.32)	20.80	35.59
<b>Average</b>			<b>2.21</b>			<b>8.58%</b>			<b>25.27</b>	<b>40.23</b>

Flexi Cap Fund

Scheme Name	Date of Inception	Benchmark #	Expense Ratio %	As on 31st Mar 2022		% Change over a quarter		% Exposure in Holdings*		
				Corpus in crs	NAV (Rs)	Corpus	NAV	Top Holding	Total of Top 5	Total of Top 10
Aditya Birla SL Flexi Cap Fund	Aug 98	NIFTY 500 - TRI	1.92	16,012	1135.82	0.25%	-1.51%	ICICI Bank Ltd.(9.24)	34.94	49.45
Axis Flexi Cap Fund	Nov 17	NIFTY 500 - TRI	1.88	10,848	18.52	-1.24%	-5.12%	Bajaj Finance Ltd.(9.5)	38.02	55.97
BOI AXA Flexi Cap Fund	Jun 20	S&P BSE 500 - TRI	2.75	225	19.44	25.39%	-3.38%	ICICI Bank Ltd.(4.86)	18.73	30.11
Canara Rob Flexi Cap Fund	Sep 03	S&P BSE 500 - TRI	1.91	7,256	221.85	9.97%	-3.23%	Infosys Ltd.(7.84)	25.94	41.66
DSP Flexi Cap Fund	Jun 07	NIFTY 500 - TRI	1.91	7,661	63.21	0.07%	-6.01%	ICICI Bank Ltd.(8.46)	26.77	41.26
Edelweiss Flexi Cap Fund	Feb 15	NIFTY 500 - TRI	2.21	945	22.87	3.84%	-1.35%	Infosys Ltd.(8.06)	28.90	42.81
Franklin India Flexi Cap Fund	Sep 94	NIFTY 500 - TRI	1.85	10,114	949.67	-1.53%	-1.21%	ICICI Bank Ltd.(7.8)	36.58	53.96
HDFC Flexi Cap Fund	Jan 95	NIFTY 500 - TRI	1.67	27,496	1011.30	3.26%	3.73%	State Bank Of India(8.15)	34.77	53.03
HSBC Flexi Cap Fund	Feb 04	NIFTY 500 - TRI	2.54	407	130.83	0.61%	-3.58%	ICICI Bank Ltd.(6.51)	36.36	51.18
ICICI Pru Multicap Fund	Jul 21	S&P BSE 500 - TRI	1.77	11,853	10.63	1.46%	-0.75%	Mahindra & Mahindra Ltd.(7.07)	23.44	37.64
IDBI Flexi Cap Fund	Mar 14	NIFTY 500 - TRI	2.52	389	34.49	-0.63%	-2.07%	HDFC Bank Ltd.(6.4)	23.89	39.72
IDFC Flexi Cap Fund	Sep 05	S&P BSE 500 - TRI	1.94	5,811	134.65	-4.26%	-3.73%	Infosys Ltd.(9.76)	30.83	45.20
JM Flexicap Fund	Sep 08	S&P BSE 500 - TRI	2.53	194	51.43	1.83%	-0.61%	Infosys Ltd.(6.13)	26.03	44.92
Kotak Flexicap Fund	Sep 09	NIFTY 500 - TRI	1.61	37,126	51.97	-1.42%	-0.79%	ICICI Bank Ltd.(8.85)	32.58	53.50
L&T Flexicap Fund	May 05	S&P BSE 500 - TRI	2.09	2,840	118.04	-3.28%	-1.24%	Reliance Industries Ltd.(5.91)	26.99	44.87
LIC MF Flexi Cap Fund	Mar 98	NIFTY 500 - TRI	2.64	402	64.80	-6.03%	-3.86%	Infosys Ltd.(9.06)	34.23	48.21
Mahindra Manulife Flexi Cap Yojana	Aug 21	NIFTY 500 - TRI	2.31	934	10.15	3.33%	-0.71%	Infosys Ltd.(8.17)	21.74	26.13
Motilal Oswal Flexi Cap Fund	Apr 14	NIFTY 500 - TRI	1.91	9,690	32.26	-11.41%	-6.50%	HDFC Bank Ltd.(7.38)	32.34	55.82
Navi Flexi Cap Fund	Jul 18	NIFTY 500 - TRI	2.25	201	15.69	-4.53%	-3.18%	Reliance Industries Ltd.(8.7)	24.72	39.65
Nippon India Flexi Cap Fund	Aug 21	NIFTY 500 - TRI	2.02	3,820	10.59	6.61%	-2.08%	ICICI Bank Ltd.(5.21)	24.21	36.36
Parag Parikh Flexi Cap Fund	May 13	NIFTY 500 - TRI	1.79	21,768	49.48	9.21%	-3.80%	ITC Ltd.(8.63)	38.24	64.44
PGIM India Flexi Cap Fund	Mar 15	NIFTY 500 - TRI	2.16	4,083	25.71	23.66%	-5.20%	Infosys Ltd.(7.47)	21.32	37.26
Quant Flexi Cap Fund	Sep 08	NIFTY 500 - TRI	2.49	198	58.33	371.42%	1.12%	Ruchi Soya Industries Ltd.(6.7)	35.73	59.84
SBI Flexicap Fund	Sep 05	S&P BSE 500 - TRI	2.02	15,736	76.18	0.96%	0.40%	HDFC Bank Ltd.(8.92)	26.60	40.67
Tata Flexi Cap Fund	Sep 18	NIFTY 500 - TRI	2.15	2,134	15.53	-2.72%	-4.53%	ICICI Bank Ltd.(8.6)	28.33	43.91
Taurus Flexi Cap Fund	Jan 94	S&P BSE 500 - TRI	2.66	257	151.77	3.42%	3.85%	ICICI Bank Ltd.(5.91)	28.08	44.77
Union Flexi Cap Fund	Jun 11	S&P BSE 500 - TRI	2.37	1,018	32.81	11.16%	-4.40%	Reliance Industries Ltd.(8.87)	27.73	43.63
UTI Flexi Cap Fund	Aug 05	NIFTY 500 - TRI	1.55	24,899	244.97	-2.51%	-8.58%	Bajaj Finance Ltd.(5.8)	25.42	41.96
<b>Average</b>			<b>2.12</b>			<b>15.60%</b>			<b>29.05</b>	<b>45.28</b>

Multi Cap Fund

Scheme Name	Date of Inception	Benchmark #	Expense Ratio %	As on 31st Mar 2022		% Change over a quarter		% Exposure in Holdings*		
				Corpus in crs	NAV (Rs)	Corpus	NAV	Top Holding	Total of Top 5	Total of Top 10
Aditya Birla SL Multi Cap Fund	May 21	NIFTY 500 Multicap 50:25:25 TRI	2.15	3,482	12.20	5.77%	-1.77%	Infosys Ltd.(5.28)	17.41	29.97
Axis Multicap Fund	Dec 21	NIFTY 500 Multicap 50:25:25 TRI	1.89	5,336	9.82	5.82%	-2.48%	ICICI Bank Ltd.(6.67)	24.41	37.97
Baroda BNP Paribas Multi Cap Fund	Sep 03	NIFTY 500 Multicap 50:25:25 TRI	2.46	1,754	174.58	48.32%	-1.67%	Infosys Ltd.(6.83)	25.65	39.20
HDFC Multi Cap Fund	Dec 21	NIFTY 500 Multicap 50:25:25 TRI	1.95	4,760	9.90	9.65%	-1.87%	Infosys Ltd.(4.21)	15.65	25.11
ICICI Pru Multicap Fund	Oct 94	NIFTY 500 Multicap 50:25:25 TRI	2.03	6,567	440.34	0.39%	-1.24%	ICICI Bank Ltd.(7.67)	23.18	34.83
IDFC Multi Cap Fund	Dec 21	NIFTY 500 Multicap 50:25:25 TRI	2.36	916	10.18	16.04%	0.89%	HDFC Bank Ltd.(2.97)	13.68	24.75
Invesco India Multicap Fund	Mar 08	NIFTY 500 Multicap 50:25:25 TRI	2.25	1,825	76.39	1.49%	-5.80%	ICICI Bank Ltd.(6.48)	20.63	34.45
ITI Multicap Fund	May 19	NIFTY 500 Multicap 50:25:25 TRI	2.65	365	13.00	10.15%	-5.29%	Infosys Ltd.(5.26)	42.66	71.43
Kotak Multicap Fund	Sep 21	NIFTY 500 Multicap 50:25:25 TRI	2.07	3,794	9.59	2.63%	-1.16%	Persistent Systems Ltd.(4.52)	17.88	29.59
Mahindra Manulife Multi Cap Badhat Yojana	May 17	NIFTY 500 Multicap 50:25:25 TRI	2.33	1,099	20.61	19.56%	-0.39%	State Bank Of India(5.61)	24.97	37.18
Nippon India Multi Cap Fund	Mar 05	NIFTY 500 Multicap 50:25:25 TRI	1.97	12,157	151.34	10.08%	3.90%	Linde India Ltd.(6.89)	25.88	39.03
Quant Active Fund	Mar 01	NIFTY 500 Multicap 50:25:25 TRI	2.63	2,107	426.63	32.03%	2.75%	Vedanta Ltd.(8.29)	37.23	58.26
Sundaram Multi Cap Fund	Oct 00	NIFTY 500 Multicap 50:25:25 TRI	2.21	1,795	236.57	2.36%	-2.30%	Infosys Ltd.(4.08)	20.86	32.97
<b>Average</b>			<b>2.23</b>			<b>12.64%</b>			<b>23.85</b>	<b>38.06</b>

Mid Cap Fund

Scheme Name	Date of Inception	Benchmark #	^ Expense Ratio %	As on 31st Mar 2022		% Change over a quarter		% Exposure in Holdings*		
				Corpus in crs	NAV (Rs)	Corpus	NAV	Top Holding	Total of Top 5	Total of Top 10
Aditya Birla Sun Life Midcap Fund	Oct 02	Nifty Midcap 150 - TRI	2.17	3,402	460.96	-1.36%	-3.37%	Mphasis Ltd.(5.69)	19.18	32.74
Axis MidCap Fund	Feb 11	S&P BSE 150 MidCap - TRI	1.78	17,645	67.39	4.81%	-3.76%	Cholamandalam Inv & Fin.(4.82)	18.88	34.79
Baroda BNP Paribas Mid Cap Fund	May 06	Nifty Midcap 150 - TRI	2.25	1,179	57.91	10.66%	1.01%	Jindal Steel & Power Ltd.(5.99)	17.84	31.75
DSP Mid Cap Fund	Nov 06	Nifty Midcap 150 - TRI	1.79	13,715	86.20	-3.11%	-5.25%	Supreme Industries Ltd.(4.49)	17.33	31.94
Edelweiss Mid Cap Fund	Dec 07	Nifty Midcap 150 - TRI	2.05	1,920	49.55	2.96%	-3.21%	Persistent Systems Ltd.(4.16)	18.05	32.07
Franklin India Prima Fund	Dec 93	Nifty Midcap 150 - TRI	1.89	7,328	1425.50	-5.88%	-4.94%	Crompton Greaves Cons.(3.87)	18.56	33.75
HDFC Mid Cap Opportunities Fund	Jun 07	Nifty Midcap 150 - TRI	1.65	31,309	90.79	-0.42%	-0.56%	Cholamandalam Inv & Fin.(5.95)	22.28	37.82
HSBC Mid Cap Fund	Sep 21	S&P BSE 150 MidCap - TRI	2.28	1,166	9.56	-12.97%	-6.48%	Persistent Systems Ltd.(3.47)	16.84	32.22
ICICI Prudential MidCap Fund	Oct 04	Nifty Midcap 150 - TRI	2.21	3,269	158.53	0.56%	-2.91%	Persistent Systems Ltd.(4.19)	18.90	33.27
IDBI Midcap Fund	Feb 17	Nifty Midcap 150 - TRI	2.54	190	16.28	-8.92%	-7.45%	Trent Ltd.(3.64)	16.26	30.22
Invesco India Midcap Fund	Apr 07	S&P BSE 150 MidCap - TRI	2.26	2,262	85.57	3.05%	-4.27%	Persistent Systems Ltd.(4.46)	17.62	32.10
ITI Mid Cap Fund	Mar 21	Nifty Midcap 150 - TRI	2.60	368	10.70	-0.71%	-5.79%	Natco Pharma Ltd.(2.94)	18.38	34.79
Kotak Emerging Equity Fund	Apr 07	Nifty Midcap 150 - TRI	1.76	18,635	71.40	6.30%	-1.71%	Persistent Systems Ltd.(4.62)	18.60	31.76
L&T Mid Cap Fund	Aug 04	S&P BSE 150 MidCap - TRI	1.89	6,608	202.97	-2.57%	-1.64%	Mphasis Ltd.(4.47)	21.44	35.19
Mahindra Manulife Mid Cap Unnati Yojana	Jan 18	Nifty Midcap 150 - TRI	2.33	913	17.38	5.61%	-0.86%	Zee Entertainment Enterp.(3.22)	14.57	27.41
Mirae Asset Midcap Fund	Jul 19	Nifty Midcap 150 - TRI	1.82	7,475	20.56	6.26%	-1.04%	Jindal Steel & Power Ltd.(3.74)	17.61	32.27
Motilal Oswal Midcap 30 Fund	Feb 14	Nifty Midcap 150 - TRI	2.06	2,641	44.90	0.28%	-1.68%	Tube Investments of India Ltd.(10.92)	38.79	61.10
Nippon India Growth Fund	Oct 95	Nifty Midcap 150 - TRI	1.90	12,015	2017.97	0.91%	-1.25%	Varun Beverages Ltd.(4.72)	18.26	31.69
PGIM India Midcap Opportunities Fund	Dec 13	Nifty Midcap 150 - TRI	2.14	4,887	42.32	20.09%	-4.79%	Persistent Systems Ltd.(4.74)	19.14	34.55
Quant Mid Cap Fund	Feb 01	Nifty Midcap 150 - TRI	2.62	361	127.05	45.50%	7.77%	Linde India Ltd.(9.69)	34.96	58.82
SBI Magnum MidCap Fund	Apr 05	Nifty Free Float Midcap 150 - TRI	2.15	6,829	136.28	0.36%	-3.38%	Sheela Foam Ltd.(6.61)	22.59	38.72
Sundaram Mid Cap Fund	Jul 02	Nifty Midcap 100 - TRI	1.88	7,123	696.21	-3.11%	-1.98%	Schaeffler India Ltd.(3.34)	15.77	28.62
Tata Mid Cap Growth Fund	Jul 94	Nifty Midcap 150 - TRI	2.30	1,551	240.81	2.24%	-2.01%	Navin Fluorine International Ltd.(3.02)	17.53	30.93
Taurus Discovery (Midcap) Fund	Jan 96	Nifty Midcap 150 - TRI	2.62	76	72.78	1.43%	0.34%	Punjab Chemicals & Crop.(3.85)	14.77	27.44
Union Midcap Fund	Mar 20	S&P BSE 150 MidCap - TRI	2.54	410	26.81	7.20%	-6.36%	Varun Beverages Ltd.(3.39)	14.75	27.36
UTI Mid Cap Fund	Aug 05	Nifty Midcap 150 - TRI	1.78	6,641	180.98	-3.68%	-4.93%	Cholamandalam Inv & Fin.(3.86)	17.83	29.28
<b>Average</b>			<b>2.13</b>			<b>2.90%</b>			<b>19.49</b>	<b>34.33</b>

Small Cap Fund

Scheme Name	Date of Inception	Benchmark #	^ Expense Ratio %	As on 31st Mar 2022		% Change over a quarter		% Exposure in Holdings*		
				Corpus in crs	NAV (Rs)	Corpus	NAV	Top Holding	Total of Top 5	Total of Top 10
Aditya Birla Sun Life Small Cap Fund	May 07	S&P BSE 250 Small Cap - TRI	2.27	2,779	51.59	-6.54%	-7.17%	Cyient Ltd.(3.5)	16.42	27.64
Axis Small Cap Fund	Nov 13	Nifty Smallcap 250 - TRI	1.95	9,052	61.41	10.68%	-1.19%	Galaxy Surfactants Ltd.(4.34)	22.07	37.61
BOI AXA Small Cap Fund	Dec 18	Nifty Smallcap 250 - TRI	2.71	283	26.35	33.17%	-3.23%	K.P.R. Mill Ltd.(3.28)	13.23	24.36
Canara Robeco Small Cap Fund	Feb 19	Nifty Smallcap 250 - TRI	2.31	2,344	24.32	22.50%	5.24%	K.P.R. Mill Ltd.(2.81)	15.84	29.38
DSP Small Cap Fund	Jun 07	S&P BSE 250 Small Cap - TRI	1.89	8,625	110.06	-1.84%	-2.55%	Atul Ltd.(3.73)	18.61	32.71
Edelweiss Small Cap Fund	Feb 19	Nifty Smallcap 250 - TRI	2.32	1,165	24.31	0.75%	-2.63%	Persistent Systems Ltd.(3.64)	13.01	23.65
Franklin India Smaller Companies Fund	Jan 06	Nifty Smallcap 250 - TRI	1.91	6,951	88.68	-5.77%	-4.14%	Brigade Enterprises Ltd.(5.32)	19.14	32.56
HDFC Small Cap Fund	Apr 08	S&P BSE 250 Small Cap - TRI	1.92	12,677	71.01	-7.13%	-6.91%	Bajaj Electricals Ltd.(4.75)	25.04	39.06
HSBC Small Cap Equity Fund	May 05	S&P BSE 250 Small Cap - TRI	2.53	321	85.89	-8.76%	-8.06%	Mastek Ltd.(4.14)	20.15	38.15
ICICI Prudential Smallcap Fund	Oct 07	Nifty Smallcap 250 - TRI	2.09	3,570	50.95	3.48%	-0.39%	Mahindra Lifespace Developers Ltd.(5)	18.41	32.89
IDBI Small Cap Fund	Jun 17	Nifty Smallcap 250 - TRI	2.53	135	17.54	-1.25%	-1.29%	Greenpanel Industries Ltd.(5.08)	18.19	32.36
IDFC Emerging Businesses Fund	Feb 20	S&P BSE 250 Small Cap - TRI	2.30	1,410	21.35	-2.02%	-6.07%	Shaily Engineering Plastics Ltd.(4.32)	17.86	29.58
Invesco India Smallcap Fund	Oct 18	S&P BSE 250 Small Cap - TRI	2.30	1,267	20.88	-1.87%	-4.44%	TeamLease Services Ltd.(4.32)	17.81	32.60
ITI Small Cap Fund	Feb 20	Nifty Smallcap 250 - TRI	2.57	393	13.54	-5.35%	-9.78%	Coal India Ltd.(5.01)	42.46	73.80
Kotak Small Cap Fund	Feb 05	Nifty Smallcap 250 - TRI	1.95	7,236	163.30	7.01%	-2.52%	Century Plyboards (India) Ltd.(5.85)	18.96	32.86
L&T Emerging Businesses Fund	May 14	S&P BSE 250 Small Cap - TRI	1.88	7,996	45.13	-2.36%	-3.42%	K.P.R. Mill Ltd.(6.92)	17.66	29.16
Nippon India Small Cap Fund	Sep 10	Nifty Smallcap 250 - TRI	1.89	19,214	85.25	2.03%	-2.34%	NIIT Ltd.(3.28)	14.12	23.69
PGIM India Small Cap Fund	Jul 21	Nifty Smallcap 250 - TRI	2.14	1,688	11.03	13.10%	-3.58%	Can Fin Homes Ltd.(4.11)	19.15	33.69
Quant Small Cap Fund	Oct 96	Nifty Smallcap 250 - TRI	2.61	1,664	131.12	21.04%	-0.95%	ITC Ltd.(5.9)	23.83	41.35
SBI Small Cap Fund	Sep 09	S&P BSE 250 Small Cap - TRI	2.04	11,577	102.33	2.90%	-2.95%	Sheela Foam Ltd.(4.71)	17.78	32.76
Sundaram Small Cap Fund	Feb 05	Nifty Smallcap 100 - TRI	2.15	2,031	145.75	-5.38%	-4.55%	KPIIT Technologies Ltd.(3.61)	15.90	29.89
Tata Small Cap Fund	Nov 18	Nifty Smallcap 250 - TRI	2.15	1,934	20.42	1.96%	-7.59%	Allcargo Logistics Ltd.(5.72)	24.48	41.44
Union Small Cap Fund	Jun 14	S&P BSE 250 Small Cap - TRI	2.61	603	29.00	1.75%	-1.99%	Neogen Chemicals Ltd.(3.6)	15.51	28.96
UTI Small Cap Fund	Dec 20	Nifty Smallcap 250 - TRI	2.27	2,064	15.21	2.40%	-3.10%	Greenpanel Industries Ltd.(2.99)	11.37	21.37
<b>Average</b>			<b>2.22</b>			<b>3.11%</b>			<b>19.04</b>	<b>33.40</b>

Focused Fund

Scheme Name	Date of Inception	Benchmark #	^ Expense Ratio %	As on 31st Mar 2022		% Change over a quarter		% Exposure in Holdings*		
				Corpus in crs	NAV (Rs)	Corpus	NAV	Top Holding	Total of Top 5	Total of Top 10
Aditya Birla Sun Life Focused Equity Fund	Oct 05	NIFTY 500 - TRI	2.06	5,782	90.48	9.44%	-2.06%	ICICI Bank Ltd.(8.6)	35.67	54.23
Axis Focused 25 Fund	Jul 12	NIFTY 500 - TRI	1.79	19,560	43.11	-4.25%	-6.57%	Bajaj Finance Ltd.(9.95)	40.48	65.07
BNP Paribas Focused 25 Equity Fund	Sep 17	NIFTY 500 - TRI	2.46	218	14.51	3.90%	0.44%	ICICI Bank Ltd.(8.98)	36.18	56.91
Canara Rob Focused Equity Fund	May 21	S&P BSE 500 - TRI	2.20	1,477	11.91	8.40%	-4.18%	HDFC Bank Ltd.(9.13)	32.28	52.64
DSP Focus Fund	Jun 10	NIFTY 500 - TRI	2.15	1,917	32.80	-8.27%	-4.69%	Infosys Ltd.(9.84)	40.86	63.44
Franklin India Focused Equity Fund	Jul 07	NIFTY 500 - TRI	1.89	7,719	64.97	-0.35%	-0.38%	ICICI Bank Ltd.(8.42)	35.79	56.17
HDFC Focused 30 Fund	Sep 04	NIFTY 500 - TRI	2.53	1,210	115.57	23.54%	2.04%	ICICI Bank Ltd.(8.91)	34.68	54.25
HSBC Focused Equity Fund	Jul 20	NIFTY 500 - TRI	2.49	553	15.91	-4.30%	-2.87%	Infosys Ltd.(9.55)	38.54	59.18
ICICI Prudential Focused Equity Fund	Jun 09	S&P BSE 500 - TRI	2.01	3,091	48.92	18.59%	-0.75%	ICICI Bank Ltd.(6.03)	28.71	49.89
IDBI Focused 30 Equity Fund	Nov 17	NIFTY 500 - TRI	2.54	137	15.27	-2.40%	-0.72%	Infosys Ltd.(8.67)	39.08	59.86
IDFC Focused Equity Fund	Mar 06	S&P BSE 500 - TRI	2.17	1,365	53.33	-3.71%	-2.98%	HDFC Bank Ltd.(10.04)	38.74	57.91
IIFL Focused Equity Fund	Oct 14	S&P BSE 500 - TRI	1.97	2,824	29.25	7.37%	-4.83%	ICICI Bank Ltd.(7.91)	32.94	52.86
Invesco India Focused 20 Equity Fund	Sep 20	S&P BSE 500 - TRI	2.19	1,590	15.25	5.07%	-6.84%	Infosys Ltd.(9.42)	33.99	60.10
JM Focused Fund	Mar 08	S&P BSE 500 - TRI	2.50	44	11.61	-1.97%	0.23%	Infosys Ltd.(11.2)	49.20	93.22
Kotak Focused Equity Fund	Jul 19	NIFTY 500 - TRI	2.18	2,293	16.27	2.56%	-1.28%	ICICI Bank Ltd.(8.64)	34.76	54.88
L&T Focused Equity Fund	Nov 18	NIFTY 500 - TRI	2.34	978	15.56	-3.56%	-3.72%	Reliance Industries Ltd.(8.83)	28.85	48.50
Mahindra Manulife Focused Equity Yojana	Nov 20	NIFTY 500 - TRI	2.64	509	15.29	11.19%	2.06%	ICICI Bank Ltd.(9.28)	37.15	56.52
Mirae Asset Focused Fund	May 19	NIFTY 500 - TRI	1.79	8,483	19.08	2.74%	-4.61%	Infosys Ltd.(9.62)	36.98	55.20
Motilal Oswal Focused 25 Fund	May 13	NIFTY 500 - TRI	2.24	1,695	31.28	-4.21%	-4.04%	HDFC Bank Ltd.(8.54)	44.62	72.26
Nippon India Focused Equity Fund	Dec 06	S&P BSE 500 - TRI	2.02	5,814	77.49	2.03%	2.58%	ICICI Bank Ltd.(8.54)	34.10	55.80
Quant Focused Fund	Aug 08	NIFTY 500 - TRI	2.62	77	54.72	28.76%	1.92%	Adani Enterprises Ltd.(8.72)	42.44	73.46
SBI Focused Equity Fund	Oct 04	S&P BSE 500 - TRI	1.93	24,905	233.49	5.01%	-7.10%	Muthoot Finance Ltd.(6.92)	29.29	52.09
Sundaram Select Focus Fund	Jul 02	NIFTY 500 - TRI	2.50	694	109.54	-0.22%	-0.71%	Infosys Ltd.(8.56)	32.07	51.25
Tata Focused Equity Fund	Dec 19	NIFTY 500 - TRI	2.18	1,214	15.05	1.74%	0.27%	Infosys Ltd.(9.21)	38.93	58.90
Union Focused Fund	Aug 19	S&P BSE 500 - TRI	2.55	296	17.43	1.54%	-4.39%	Reliance Industries Ltd.(9.37)	31.78	53.87
UTI Focused Equity Fund	Aug 21	NIFTY 500 - TRI	2.00	2,715	9.69	-4.72%	-5.46%	HDFC Bank Ltd.(6.07)	9.44	17.55
<b>Average</b>			<b>2.23</b>			<b>3.61%</b>			<b>35.29</b>	<b>57.16</b>

Value Fund

Scheme Name	Date of Inception	Benchmark #	^ Expense Ratio %	As on 31st Mar 2022		% Change over a quarter		% Exposure in Holdings*		
				Corpus in crs	NAV (Rs)	Corpus	NAV	Top Holding	Total of Top 5	Total of Top 10
Aditya Birla Sun Life Pure Value Fund	Mar 08	NIFTY 500 - TRI	2.14	3,994	70.41	-3.46%	-2.18%	State Bank Of India(6.75)	20.20	35.23
Axis Value Fund	Sep 21	NIFTY500 Value 50 - TRI	2.62	240	9.89	6.42%	-4.54%	Sun Pharmaceutical Inds.(7.64)	31.18	52.62
Canara Robeco Value Fund	Sep 21	S&P BSE 500 - TRI	2.49	655	10.37	6.09%	0.97%	Infosys Ltd.(7.49)	28.39	45.82
DSP Value Fund	Dec 20	NIFTY500 Value 50 - TRI	1.69	598	13.10	2.28%	-2.98%	Berkshire Hathway Inc(7.61)	21.20	36.55
HDFC Capital Builder Value Fund	Feb 94	NIFTY 500 - TRI	1.93	5,334	431.79	-1.32%	-1.46%	Infosys Ltd.(9.87)	34.56	46.84
ICICI Prudential Value Discovery Fund	Aug 04	NIFTY 500 - TRI	1.78	23,149	253.53	3.92%	4.83%	ONGC Ltd.(7.94)	37.66	60.91
IDBI Long Term Value Fund	Aug 18	NIFTY 500 - TRI	2.55	104	15.85	-2.63%	0.44%	Infosys Ltd.(8.05)	26.47	42.42
IDFC Sterling Value Fund	Mar 08	S&P BSE 500 - TRI	1.99	4,514	88.32	1.73%	-2.05%	ICICI Bank Ltd.(4.37)	16.79	29.05
Indiabulls Value Fund	Sep 15	NIFTY500 Value 50 - TRI	2.30	11	16.80	-10.36%	-1.48%	Indiabulls Nifty 50 ETF(24.04)	30.64	48.05
JM Value Fund	Jun 97	S&P BSE 500 - TRI	2.55	157	50.93	-2.22%	-1.70%	Infosys Ltd.(8.87)	25.68	43.93
L&T India Value Fund	Jan 10	S&P BSE 500 - TRI	1.85	7,829	57.67	-1.34%	-0.86%	ICICI Bank Ltd.(8.66)	28.74	44.65
Nippon India Value Fund	Jun 05	NIFTY 500 - TRI	2.04	4,394	123.11	1.96%	0.98%	Infosys Ltd.(6.38)	26.01	41.03
Quant Value Fund	Nov 21	NIFTY 500 - TRI	2.62	416	10.37	47.47%	2.25%	Ruchi Soya Industries Ltd.(7.44)	30.61	48.85
Quantum Long Term Equity Value Fund	Mar 06	S&P BSE 500 - TRI	1.29	870	76.10	-2.10%	-0.33%	Infosys Ltd.(7.71)	32.95	51.54
Tata Equity P/E Fund	Jun 04	NIFTY 500 - TRI	1.96	5,030	195.30	-1.18%	-1.70%	ICICI Bank Ltd.(8.75)	32.21	52.79
Templeton India Value Fund	Sep 96	NIFTY500 Value 50 - TRI	2.57	633	398.42	5.16%	1.93%	ICICI Bank Ltd.(8.65)	32.14	50.15
Union Value Discovery Fund	Dec 18	NIFTY500 Value 50 - TRI	2.58	137	16.71	1.44%	-0.18%	Infosys Ltd.(6.6)	25.81	45.76
UTI Value Opportunities Fund	Jan 05	NIFTY 500 - TRI	1.86	6,615	98.83	-0.43%	-1.26%	Infosys Ltd.(8.79)	35.97	48.39
<b>Average</b>			<b>2.16</b>			<b>2.86%</b>			<b>28.73</b>	<b>45.81</b>

Contra Fund

Scheme Name	Date of Inception	Benchmark #	^ Expense Ratio %	As on 31st Mar 2022		% Change over a quarter		% Exposure in Holdings*		
				Corpus in crs	NAV (Rs)	Corpus	NAV	Top Holding	Total of Top 5	Total of Top 10
Invesco India Contra Fund	Apr 07	S&P BSE 500 - TRI	1.86	8,726	75.44	1.99%	-2.06%	ICICI Bank Ltd.(8.46)	30.40	48.70
Kotak India EQ Contra Fund	Jul 05	NIFTY500 Value 50 - TRI	2.39	1,255	82.72	4.51%	0.23%	ICICI Bank Ltd.(7.42)	31.74	49.14
SBI Contra Fund	May 05	S&P BSE 500 - TRI	2.29	4,209	199.89	18.78%	-1.54%	GAIL (India) Ltd.(3.16)	17.08	29.80
<b>Average</b>			<b>2.18</b>			<b>8.43%</b>			<b>26.41</b>	<b>42.55</b>

Dividend Yield Fund

Scheme Name	Date of Inception	Benchmark #	^ Expense Ratio %	As on 31st Mar 2022		% Change over a quarter		% Exposure in Holdings*		
				Corpus in crs	NAV (Rs)	Corpus	NAV	Top Holding	Total of Top 5	Total of Top 10
Aditya Birla Sun Life Dividend Yield Fund	Feb 03	NIFTY 500 - TRI	2.50	848	254.19	-2.48%	-1.58%	Infosys Ltd.(9.44)	26.04	41.73
HDFC Dividend Yield Fund	Dec 20	NIFTY 500 - TRI	2.22	2,860	14.21	0.99%	-0.49%	Infosys Ltd.(6.33)	22.05	36.20
ICICI Prudential Dividend Yield Equity Fund	May 14	NIFTY 500 - TRI	2.37	867	27.42	42.25%	2.58%	Infosys Ltd.(9.06)	29.10	49.01
IDBI Dividend Yield Fund	Dec 18	NIFTY 500 - TRI	2.54	94	17.01	-5.40%	-2.91%	Infosys Ltd.(11.54)	28.00	43.39
Sundaram Dividend Yield Fund	Oct 04	NIFTY 500 - TRI	2.83	258	84.70	5.14%	-1.77%	Infosys Ltd.(9.29)	31.48	54.90
Tata Dividend Yield Fund	May 21	NIFTY DIV OPSS 50 - TRI	2.43	625	11.22	-1.28%	-1.16%	TCS Ltd.(5.36)	15.67	29.27
Templeton India Equity Income Fund	May 06	NIFTY DIV OPSS 50	2.30	1,230	82.29	0.03%	0.95%	Infosys Ltd.(7.75)	29.18	42.36
UTI Dividend Yield Fund	Jun 05	NIFTY 500 - TRI	2.04	3,033	105.86	-3.33%	-2.34%	Infosys Ltd.(9.85)	34.66	54.08
<b>Average</b>			<b>2.40</b>			<b>4.49%</b>			<b>27.02</b>	<b>43.87</b>

ELSS

Scheme Name	Date of Inception	Benchmark #	^ Expense Ratio %	As on 31st Mar 2022		% Change over a quarter		% Exposure in Holdings*		
				Corpus in crs	NAV (Rs)	Corpus	NAV	Top Holding	Total of Top 5	Total of Top 10
Aditya Birla Sun Life Tax Relief 96	Mar 96	NIFTY 500 - TRI	1.83	13,860	40.23	-4.17%	-3.83%	Reliance Industries Ltd.(8.86)	35.23	55.09
Axis Long Term Equity Fund	Dec 09	NIFTY 500 - TRI	1.67	32,053	68.57	-5.13%	-7.26%	Bajaj Finance Ltd.(10.08)	40.20	64.05
Baroda BNP Paribas ELSS Fund	Jan 06	NIFTY 500 - TRI	2.39	721	58.75	33.71%	-1.87%	ICICI Bank Ltd.(8.54)	37.01	50.51
BOI AXA Tax Advantage Fund	Feb 09	S&P BSE 500 - TRI	2.48	593	97.37	7.30%	-5.55%	ICICI Bank Ltd.(5.83)	20.86	35.25
Canara Robeco Equity Tax Saver Fund	Mar 93	S&P BSE 500 - TRI	2.17	3,586	113.54	15.75%	-3.48%	Infosys Ltd.(8.62)	31.01	45.22
DSP Tax Saver Fund	Jan 07	NIFTY 500 - TRI	1.80	9,872	80.07	2.46%	-0.22%	ICICI Bank Ltd.(9.01)	30.93	45.69
Edelweiss Long Term Equity Fund (Tax Savings)	Dec 08	NIFTY 500 - TRI	2.40	211	70.66	3.48%	-1.22%	Infosys Ltd.(8.06)	29.71	45.45
Franklin India Taxshield	Apr 99	NIFTY 500 - TRI	1.91	4,795	849.05	-4.11%	-1.88%	ICICI Bank Ltd.(7.62)	35.92	50.40
HDFC Tax saver	Mar 96	NIFTY 500 - TRI	1.80	9,216	736.43	-1.97%	-0.61%	ICICI Bank Ltd.(9.27)	35.46	48.25
HSBC Tax Saver Equity Fund	Jan 07	NIFTY 500 - TRI	2.51	195	56.16	-2.50%	-1.41%	Infosys Ltd.(9.37)	36.89	53.07
ICICI Prudential Long Term Equity Fund	Aug 99	NIFTY 500 - TRI	1.77	10,049	593.73	0.85%	-0.39%	ICICI Bank Ltd.(6.97)	28.96	43.77
IDBI Equity Advantage Fund	Sep 13	NIFTY 500 - TRI	2.44	511	38.18	-3.20%	-0.55%	ICICI Bank Ltd.(7.55)	27.60	42.14
IDFC Tax Advantage (ELSS) Fund	Dec 08	S&P BSE 500 - TRI	2.03	3,716	98.00	5.19%	0.57%	ICICI Bank Ltd.(7.27)	27.98	42.38
Indiabulls Tax Savings Fund	Dec 17	S&P BSE 500 - TRI	2.25	43	13.06	-10.46%	-1.80%	Indiabulls Nifty 50 ETF(13.06)	27.02	44.97
Invesco India Tax Plan	Jan 07	S&P BSE 500 - TRI	2.15	1,897	80.67	-1.90%	-4.71%	Infosys Ltd.(8.2)	36.28	50.57
ITI Long Term Equity Fund	Oct 19	NIFTY 500 - TRI	2.58	125	13.22	14.05%	-5.42%	Reliance Industries Ltd.(7.59)	40.59	68.05
JM Tax Gain Fund	Mar 08	S&P BSE 500 - TRI	2.45	68	28.18	2.09%	-2.12%	Infosys Ltd.(8.02)	22.52	38.44
Kotak Tax Saver Fund	Nov 05	NIFTY 500 - TRI	2.25	2,696	72.32	11.52%	0.94%	ICICI Bank Ltd.(6.77)	27.87	44.44
L&T Tax Advantage Fund	Feb 06	S&P BSE 500 - TRI	1.98	3,369	79.27	-5.75%	-3.09%	Reliance Industries Ltd.(8.75)	26.61	42.29
LIC MF Tax Plan	Apr 00	NIFTY 500 - TRI	2.54	412	99.00	1.11%	-1.37%	Infosys Ltd.(9.41)	35.59	49.65
Mahindra Manulife ELSS Kar Bachat Yojana	Oct 16	NIFTY 500 - TRI	2.40	463	18.68	7.76%	-0.98%	Infosys Ltd.(8.17)	37.30	53.91
Mirae Asset Tax Saver Fund	Dec 15	NIFTY 500 - TRI	1.80	11,790	30.58	10.60%	-2.26%	Infosys Ltd.(7.54)	30.51	44.44
Motilal Oswal Long Term Equity Fund	Jan 15	NIFTY 500 - TRI	2.00	2,197	25.30	-6.56%	-6.19%	ICICI Bank Ltd.(9.3)	28.27	49.31
Navi ELSS Tax Saver Fund	Dec 15	S&P BSE 100 - TRI	2.25	61	20.02	-5.07%	-4.24%	ICICI Bank Ltd.(9.04)	29.22	43.57
Nippon India Tax Saver Fund	Sep 05	NIFTY 500 - TRI	1.88	12,023	77.37	-0.01%	1.61%	Infosys Ltd.(7.85)	33.06	51.46
Parag Parikh Tax Saver Fund	Jul 19	NIFTY 500 - TRI	2.11	548	18.52	45.93%	-1.93%	Bajaj Holdings & Inv.(7.74)	32.70	54.64
PGIM India ELSS Tax Saver Fund	Dec 15	NIFTY 500 - TRI	2.47	384	23.97	12.24%	0.97%	Infosys Ltd.(7.3)	31.67	50.50
Quant Tax Plan	Mar 00	NIFTY 500 - TRI	2.62	1,166	228.50	77.20%	3.53%	Vedanta Ltd.(6.53)	38.48	59.44
Quantum Tax Saving Fund	Dec 08	S&P BSE 500 - TRI	1.29	105	75.56	4.41%	-0.12%	HDFC Ltd.(7.47)	32.17	50.08
SBI Long Term Equity Fund	May 07	S&P BSE 500 - TRI	1.97	10,602	218.10	-2.84%	-2.09%	ICICI Bank Ltd.(5.11)	21.80	37.55
Sundaram Tax Savings Fund	Mar 96	NIFTY 500 - TRI	2.41	933	326.24	-0.05%	-0.01%	ICICI Bank Ltd.(8.17)	27.89	42.25
Tata India Tax Savings Fund	Mar 96	NIFTY 500 - TRI	1.97	3,063	28.19	2.56%	0.37%	Infosys Ltd.(8.4)	35.53	51.87
Taurus Tax Shield Fund	Apr 96	S&P BSE 500 - TRI	2.47	64	112.72	-1.57%	1.60%	ICICI Bank Ltd.(6.38)	27.50	43.38
Union Long Term Equity Fund	Dec 11	S&P BSE 500 - TRI	2.54	492	41.03	5.98%	-3.19%	Reliance Industries Ltd.(8.19)	26.26	42.46
UTI Long Term Equity Fund	Aug 05	NIFTY 500 - TRI	2.26	2,904	140.75	-4.39%	-4.54%	Infosys Ltd.(7.99)	30.64	43.02
<b>Average</b>			<b>2.17</b>			<b>5.84%</b>			<b>31.35</b>	<b>47.93</b>

## Sectoral Fund - Banking

Scheme Name	Date of Inception	Benchmark #	^ Expense Ratio %	As on 31st Mar 2022		% Change over a quarter		% Exposure in Holdings*		
				Corpus in crs	NAV (Rs)	Corpus	NAV	Top Holding	Total of Top 5	Total of Top 10
Aditya Birla Sun Life Banking And Financial Services Fund	Dec 13	Nifty Financial Services - TRI	2.28	2,178	36.88	3.58%	-0.78%	ICICI Bank Ltd.(14.92)	51.38	72.06
Baroda BNP Paribas Banking and Fin Serv Fund	Jun 12	NIFTY BANK - TRI	2.63	52	28.06	3.91%	0.72%	ICICI Bank Ltd.(20.29)	65.15	82.54
HDFC Banking & Financial Services Fund	Jun 21	Nifty Financial Services - TRI	2.23	2,290	10.05	5.47%	-0.18%	HDFC Bank Ltd.(19.58)	65.33	79.41
ICICI Prudential Banking and Financial Services Fund	Aug 08	Nifty Financial Services - TRI	2.13	4,757	80.76	1.21%	-0.62%	HDFC Bank Ltd.(18.26)	61.57	76.59
IDBI Banking & Financial Services Fund	Jun 18	Nifty Financial Services - TRI	2.52	90	12.85	0.68%	0.23%	HDFC Bank Ltd.(18.55)	60.02	77.59
Invesco India Financial Services Fund	Jul 08	Nifty Financial Services - TRI	2.50	415	74.94	8.51%	0.83%	HDFC Bank Ltd.(19.86)	59.72	76.38
LIC MF Banking & Financial Services Fund	Mar 15	Nifty Financial Services - TRI	2.76	55	13.26	-0.55%	0.23%	HDFC Bank Ltd.(17.63)	65.29	86.53
Mirae Asset Banking and Financial Services Fund	Dec 20	Nifty Financial Services - TRI	2.24	993	12.08	12.09%	-0.02%	HDFC Bank Ltd.(20.71)	66.17	82.48
Nippon India Banking Fund	May 03	Nifty Financial Services - TRI	2.08	3,295	353.22	6.66%	3.83%	HDFC Bank Ltd.(16.03)	53.92	70.94
SBI Banking & Financial Services Fund	Feb 15	Nifty Financial Services - TRI	2.25	3,177	23.66	6.73%	0.07%	HDFC Bank Ltd.(21.29)	63.15	83.03
Sundaram Financial Services Opportunities Fund	Jun 08	Nifty Financial Services - TRI	2.75	494	57.95	3.94%	1.03%	ICICI Bank Ltd.(17.47)	63.44	81.17
Tata Banking & Financial Services Fund	Dec 15	Nifty Financial Services - TRI	2.42	939	24.34	9.87%	-1.76%	ICICI Bank Ltd.(15.29)	60.14	83.22
Taurus Banking & Financial Services Fund	May 12	S&P BSE BANKEX - TRI	2.41	9	33.43	-3.34%	0.09%	ICICI Bank Ltd.(21.32)	76.02	91.58
UTI Banking and Financial Services Fund	Aug 05	Nifty Financial Services - TRI	2.20	729	112.21	2.72%	0.57%	HDFC Bank Ltd.(20.96)	64.40	80.68
<b>Average</b>						<b>4.39%</b>			<b>62.55</b>	<b>80.30</b>

## Sectoral Fund - Technology

Scheme Name	Date of Inception	Benchmark #	^ Expense Ratio %	As on 31st Mar 2022		% Change over a quarter		% Exposure in Holdings*		
				Corpus in crs	NAV (Rs)	Corpus	NAV	Top Holding	Total of Top 5	Total of Top 10
Aditya Birla Sun Life Digital India Fund	Jan 00	S&P BSE TECK Index - TRI	2.26	3,398	138.29	6.99%	-6.77%	Infosys Ltd.(20.88)	54.64	70.41
Franklin India Technology Fund	Aug 98	S&P BSE TECK Index - TRI	2.40	768	334.07	-2.65%	-7.73%	Infosys Ltd.(18.66)	52.27	67.12
ICICI Prudential Technology Fund	Mar 00	S&P BSE TECK Index - TRI	1.75	8,742	162.59	10.54%	-6.44%	Infosys Ltd.(33.48)	51.49	66.79
SBI Technology Opportunities Fund	Jul 99	S&P BSE TECK Index - TRI	2.23	2,633	155.83	14.39%	-5.07%	Infosys Ltd.(23.9)	55.37	74.42
Tata Digital India Fund	Dec 15	NIFTY IT - TRI	1.94	5,894	38.38	20.29%	-5.93%	Infosys Ltd.(22.87)	54.82	71.94
<b>Average</b>						<b>9.91%</b>			<b>53.72</b>	<b>70.13</b>

## Sectoral Fund - Pharma

Scheme Name	Date of Inception	Benchmark #	^ Expense Ratio %	As on 31st Mar 2022		% Change over a quarter		% Exposure in Holdings*		
				Corpus in crs	NAV (Rs)	Corpus	NAV	Top Holding	Total of Top 5	Total of Top 10
Aditya Birla Sun Life Pharma & Healthcare Fund	Jul 19	S&P BSE Health Care - TRI	2.66	515	18.22	-8.25%	-7.23%	Sun Pharmaceutical Inds.(14.78)	46.02	67.62
DSP Healthcare Fund	Nov 18	S&P BSE Health Care - TRI	2.20	1,291	21.88	-10.43%	-7.96%	Sun Pharmaceutical Inds.(14.4)	39.16	65.15
ICICI Pru Pharma Healthcare & Diagnostics (P.H.D) Fund	Jul 18	S&P BSE Health Care - TRI	2.04	2,500	19.69	-15.63%	-6.01%	Sun Pharmaceutical Inds.(13.54)	41.05	64.93
IDBI Healthcare Fund	Feb 19	S&P BSE Health Care - TRI	2.48	68	17.99	-8.02%	-6.30%	Sun Pharmaceutical Inds.(17.24)	45.26	62.71
Mirae Asset Healthcare Fund	Jul 18	S&P BSE Health Care - TRI	2.09	1,817	22.38	-6.08%	-6.93%	Sun Pharmaceutical Inds.(15.68)	43.67	64.80
Nippon India Pharma Fund	Jun 04	S&P BSE Health Care - TRI	1.96	4,932	290.14	-8.62%	-7.50%	Sun Pharmaceutical Inds.(13.54)	42.44	69.93
SBI Healthcare Opportunities Fund	Dec 04	S&P BSE Health Care - TRI	2.22	1,778	221.49	-8.45%	-6.29%	Sun Pharmaceutical Inds.(14.4)	42.94	67.28
Tata India Pharma & Healthcare Fund	Dec 15	NIFTY PHARMA - TRI	2.57	553	17.18	-5.13%	-4.64%	Sun Pharmaceutical Inds.(14.33)	42.99	66.01
UTI Healthcare Fund	Aug 05	S&P BSE Health Care - TRI	2.29	776	157.00	-8.24%	-7.30%	Sun Pharmaceutical Inds.(9.96)	36.96	58.52
<b>Average</b>						<b>-8.76%</b>			<b>42.28</b>	<b>65.22</b>

## Sectoral Fund - FMCG/Consumption

Scheme Name	Date of Inception	Benchmark #	^ Expense Ratio %	As on 31st Mar 2022		% Change over a quarter		% Exposure in Holdings*		
				Corpus in crs	NAV (Rs)	Corpus	NAV	Top Holding	Total of Top 5	Total of Top 10
Baroda BNP Paribas India Consumption Fund	Sep 18	NIFTY CONSUMPTION - TRI	2.35	877	19.02	0.58%	-1.30%	ITC Ltd.(7.57)	24.76	40.39
ICICI Prudential Bharat Consumption Fund	Apr 19	NIFTY CONSUMPTION - TRI	2.09	1,991	14.34	59.41%	-0.62%	Mahindra & Mahindra Ltd.(6.76)	40.61	64.88
ICICI Prudential FMCG Fund	Mar 99	NIFTY FMCG - TRI	2.69	808	328.51	-12.41%	1.31%	ITC Ltd.(20.17)	57.92	75.41
Mahindra Manulife Rural Bharat & Consumption Yojana	Nov 18	NIFTY CONSUMPTION - TRI	2.46	48	13.65	0.83%	-0.02%	Bharti Airtel Ltd.(9.53)	30.69	50.89
Mirae Asset Great Consumer Fund	Mar 11	NIFTY CONSUMPTION - TRI	2.08	1,656	53.41	1.45%	-3.00%	ITC Ltd.(7.57)	27.12	44.15
Nippon India Consumption Fund	Oct 04	NIFTY CONSUMPTION - TRI	2.54	195	113.19	5.51%	0.66%	ITC Ltd.(6.61)	29.41	49.82
SBI Consumption Opportunities Fund	Aug 99	NIFTY CONSUMPTION - TRI	2.50	921	186.76	4.65%	3.88%	ITC Ltd.(8.71)	28.32	47.47
Tata India Consumer Fund	Dec 15	NIFTY CONSUMPTION - TRI	2.25	1,314	25.60	-3.86%	-4.10%	ITC Ltd.(10.01)	32.10	56.04
UTI India Consumer Fund	Aug 07	NIFTY CONSUMPTION - TRI	2.91	379	37.32	-0.11%	-5.80%	Bharti Airtel Ltd.(6.97)	32.06	49.87
<b>Average</b>			<b>2.43</b>			<b>6.23%</b>			<b>33.66</b>	<b>53.21</b>





Thematic - International Fund

Scheme Name	Date of Inception	Benchmark #	^ Expense Ratio %	As on 31st Mar 2022		% Change over a quarter		% Exposure in Holdings*		
				Corpus in crs	NAV (Rs)	Corpus	NAV	Top Holding	Equity	Debt/Cash
Aditya Birla Sun Life Commodity Equities Fund - Global Agri Plan	Nov 08	S&P Global Agribusiness Index	1.75	20	40.34	20.26%	19.21%	Nutrien Ltd.(10.05)	91.19	8.81
Aditya Birla Sun Life International Equity Fund - A	Oct 07	S&P Global 1200	2.45	130	30.34	0.87%	-0.13%	Corteva Inc(2.58)	98.99	1.01
Franklin Asian Equity Fund	Jan 08	MSCI Asia (ex-Japan)	2.53	312	26.83	-10.62%	-8.04%	Taiwan Semiconductor(9.69)	95.67	4.33
ICICI Prudential US Bluechip Equity Fund	Jul 12	S&P 500	2.25	2,104	45.91	4.98%	-1.37%	Alphabet Inc A(2.9)	95.20	4.80
Nippon India Japan Equity Fund	Aug 14	S&P BSE 500 Japan - TRI	2.48	243	15.77	-2.20%	-7.85%	Tokyo Electron Ltd(3.4)	94.09	5.91
Nippon India US Equity Opportunities Fund	Jul 15	S&P 500 - TRI	2.58	568	24.32	-3.96%	-6.72%	Alphabet Inc A(8.21)	98.18	1.82
<b>Average</b>			<b>2.34</b>			<b>1.55%</b>			<b>95.55</b>	<b>4.45</b>

FoF - International Fund

Scheme Name	Date of Inception	^ Expense Ratio %	As on 31st Mar 2022		% Change over a quarter		% Exposure in Holdings*		
			Corpus in crs	NAV (Rs)	Corpus	NAV	Top Holding	Equity	Debt/Cash
Aditya Birla Sun Life Global Emerging Opportunities Fund	Sep 08	1.19	291	21.06	-2.25%	-4.13%	Julius Baer Equity Next Gen - USD Class C	99.41	0.59
Aditya Birla SL Global Excellence Equity FoF	Dec 07	1.32	170	23.18	-2.31%	-9.04%	JB GL EXCLLNCE EQ EUR	98.46	1.54
Axis Global Equity Alpha Fund of Fund	Sep 20	1.62	1,339	12.90	-5.62%	-2.97%	Schroder ISF Global Equity Alpha Class X1 Acc	98.09	1.91
Axis Global Innovation FoF	May 21	1.68	1,541	9.90	-10.26%	-7.91%	Schroder ISF Global Disruption Class X Acc	97.98	2.02
Axis Greater China Equity FoF	Feb 21	1.58	130	7.45	-4.26%	-10.89%	Schroder ISF Greater China Class X Acc	92.54	7.46
Baroda BNP Paribas Funds Aqua FoF	May 21	1.71	112	9.93	-13.10%	-11.85%	BNP Paribas Funds Aqua	99.51	0.49
DSP Global Allocation Fund	Aug 14	2.10	105	16.72	-8.96%	-4.16%	BlackRock Global Funds - Global Allocation Fund	99.04	0.96
DSP US Flexible Equity Fund	Jul 12	2.44	730	42.29	2.64%	-0.45%	BlackRock Global Funds - US Flexible Equity Fund	98.17	1.83
DSP World Agriculture Fund	Oct 11	2.39	64	21.97	-2.66%	-1.83%	BlackRock Global Funds - World Agriculture Fund	99.04	0.96
DSP World Energy Fund	Aug 09	2.22	158	16.32	-11.59%	-8.12%	BlackRock Global Funds - World Energy Fund	99.15	0.85
DSP World Gold Fund	Sep 07	2.32	946	19.07	1.29%	9.48%	BlackRock Global Funds - World Gold Fund	99.20	0.80
DSP World Mining Fund	Dec 09	2.20	207	18.09	20.32%	24.40%	BlackRock Global Funds - World Mining Fund	99.02	0.98
Edelweiss ASEAN Equity Off-shore	Jul 11	2.36	68	24.31	10.51%	3.19%	JF ASEAN Equity Fund	98.44	1.56
Edelweiss Emerging Markets Opportunities Equity Offshore Fund	Jul 14	2.31	134	14.65	-5.14%	-9.51%	JP Morgan Emerging Mkts Opp Eq Opp Fund	99.77	0.23
Edelweiss Europe Dynamic Equity Offshore Fund	Jan 14	2.34	133	14.76	-23.53%	-6.87%	JP Morgan-Europe Dynamic Fund	98.48	1.52
Edelweiss Greater China Equity Off-shore Fund	Aug 09	2.38	1,704	40.08	-13.28%	-14.58%	JP Morgan-JF Greater China Fund	100.00	0.00
Edelweiss US Technology Equity FOF	Mar 20	2.22	1,950	17.06	-13.23%	-15.91%	JP Morgan Asset Mgmt(Europe)S.A.R.L. - US	99.55	0.45
Edelweiss US Value Equity Off-shore Fund	Aug 13	2.34	81	24.48	-2.57%	0.87%	JF US Value Fund	99.55	0.45
Franklin India Feeder - Franklin European Growth Fund	May 14	1.67	22	9.26	-4.39%	-2.95%	Franklin European Growth Fund Class I	99.08	0.92
Franklin India Feeder - Franklin U.S. Opportunities Fund	Feb 12	1.54	3,752	52.04	-9.97%	-12.17%	Franklin U.S. Opportunities Fund Class I	99.76	0.24
HSBC Asia Pacific Dividend Yield Fund	Feb 14	2.08	10	18.97	-4.02%	0.41%	HSBC GIF Asia Pacific Ex Japan	98.68	1.32
HSBC Brazil Fund	May 11	2.46	35	7.57	32.14%	33.49%	HSBC GIF Brazil Equity	100.00	0.00
HSBC Global Emerging Markets Fund	Mar 08	2.45	15	18.54	-6.88%	-2.80%	HSBC GIF Global Emerg Mkts Eq	99.68	0.32
HSBC Global Equity Climate Change FoF	Mar 21	2.15	523	9.55	-15.10%	-12.21%	HSBC Global Investment Funds - Global Equity	99.64	0.36
ICICI Pru Global Advantage Fund FoF	Oct 19	1.15	215	12.97	-15.29%	-3.60%	Nippon India ETF Hang Seng BeES	98.03	1.97
ICICI Prudential Global Stable Equity Fund	Sep 13	1.49	108	21.51	3.15%	2.77%	Nordea 1 - Global Stable Equity Fund	99.24	0.76
IDFC US Equity FoF	Aug 21	1.53	359	9.63	-6.07%	-7.76%	JP Morgan - US Growth Fund I (acc) - USD	97.81	2.19
Invesco India Feeder - Invesco Global Equity Income Fund	May 14	1.43	12	17.57	-0.55%	-4.53%	Invesco Global Equity Income Fund Lux	97.66	2.34
Invesco India Feeder - Invesco Pan European Equity Fund	Jan 14	0.95	50	13.04	34.10%	-2.90%	Invesco Pan European Equity Fund Lux	98.77	1.23
Invesco India Global Consumer Trends Fund of Fund	Dec 20	1.52	551	8.00	-19.44%	-15.18%	Invesco Global Consumer Trends Fund Acc	99.08	0.92
Kotak Global Emerging Market Fund	Sep 07	1.68	140	20.84	-5.31%	-6.07%	CI Emerging Markets Fund I - 974	99.30	0.70
Kotak Global Innovation FoF	Jul 21	1.70	1,382	8.19	-14.49%	-14.41%	Wellington Global Innovation Fund	99.49	0.51
Kotak International REIT FoF	Dec 20	1.38	190	10.39	-6.86%	-0.10%	SMAM ASIA REIT Sub Trust	99.07	0.93
Kotak NASDAQ 100 FoF	Feb 21	0.67	893	11.46	23.02%	-6.49%	iShares Nasdaq 100 UCITS ETF USD	97.88	2.12
Mirae Asset NYSE FANG+ ETF FoF	May 21	0.57	1,004	10.91	-8.92%	-8.65%	Mirae Asset NYSE FANG+ ETF	99.95	0.05
Mirae Asset S&P 500 Top 50 ETF FoF	Sep 21	0.64	407	10.90	14.45%	-1.55%	Mirae Asset S&P 500 Top 50 ETF	99.80	0.20
Motilal Oswal Nasdaq 100 FOF	Nov 18	0.50	4,247	23.08	-5.02%	-9.12%	Motilal Oswal Nasdaq 100 ETF	96.42	3.58
PGIM India Emerging Markets Equity Fund	Sep 07	2.38	172	13.93	-25.26%	-19.90%	PGIM Emer Mrkt Equity-USD	99.60	0.40
PGIM India Global Equity Opportunities Fund	May 10	2.44	1,537	32.16	-10.92%	-14.69%	PGIM Jennsn GLEQ OP-USD AC I	99.61	0.39
SBI International Access-US Equity FoF	Mar 21	1.56	1,087	11.88	-1.56%	-1.68%	Amundi Funds US Pioneer Fund -12 USD C	99.82	0.18
Sundaram Global Brand Fund	Aug 07	2.31	133	24.40	-7.51%	-6.03%	Sundaram Global Brand Fund -Master Class	97.77	2.23
<b>Average</b>		<b>1.78</b>			<b>-3.53%</b>			<b>98.82</b>	<b>1.18</b>

Index Fund

Scheme Name	Date of Inception	^ Expense Ratio %	As on 31st Mar 2022		% Change over a quarter		% Exposure in Holdings*	
			Corpus in crs	NAV (Rs)	Corpus	NAV	Top Holding	Total of Top 5
Aditya Birla Sun Life Index Fund	Sep 02	0.60	355	172.74	16.05%	0.69%	Reliance Industries Ltd.(11.87)	41.12
Aditya Birla SL Nifty Midcap 150 Index Fund	Apr 21	1.00	65	12.33	9.83%	-3.55%	Adani Total Gas Ltd.(3.31)	9.32
Aditya Birla SL Nifty Smallcap 50 Index Fund	Apr 21	1.00	44	11.71	1.05%	-9.84%	CDSL(5.17)	20.92
Axis Nifty 100 Index Fund	Oct 19	1.00	768	14.90	17.85%	0.18%	Reliance Industries Ltd.(10.18)	35.39
Axis Nifty 50 Index Fund	Dec 21	0.40	100	10.13	56.78%	0.61%	Reliance Industries Ltd.(11.64)	40.86
DSP Equal Nifty 50 Fund	Oct 17	0.86	317	15.47	20.25%	0.53%	HDFC Ltd.(2.09)	12.06
DSP Nifty 50 Index Fund	Feb 19	0.41	181	16.39	22.32%	0.72%	Reliance Industries Ltd.(11.91)	41.24
DSP Nifty Next 50 Index Fund	Feb 19	0.59	184	15.82	5.84%	-2.32%	Adani Enterprises Ltd.(4.82)	19.33
Edelweiss Large & Midcap Index Fund	Dec 21	1.02	50	9.82	-5.50%	-1.81%	Reliance Industries Ltd.(5.09)	17.87
Edelweiss Nifty 100 Quality 30 Index Fund	Oct 21	0.91	7	9.41	-26.73%	-4.43%	ITC Ltd.(5.86)	26.14

## Index Fund

Scheme Name	Date of Inception	Expense Ratio %	As on 31st Mar 2022		% Change over a quarter		% Exposure in Holdings*	
			Corpus in crs	NAV (Rs)	Corpus	NAV	Top Holding	Total of Top 5
Edelweiss Nifty 50 Index Fund	Oct 21	0.76	4	9.75	-60.74%	0.35%	Reliance Industries Ltd.(11.83)	41.54
Franklin India Index Fund - Nifty Plan	Nov 00	0.68	468	138.09	2.29%	0.63%	Reliance Industries Ltd.(11.87)	41.04
HDFC Index Fund-NIFTY 50 Plan	Jul 02	0.40	5,660	161.06	27.65%	0.72%	Reliance Industries Ltd.(11.92)	41.15
HDFC Nifty Next 50 Index Fund	Nov 21	0.80	327	9.59	7.15%	-2.60%	Adani Enterprises Ltd.(4.74)	18.90
HDFC Nifty 50 Equal Weight Index Fund	Aug 21	1.35	476	10.69	6.52%	0.47%	HDFC Ltd.(2.08)	12.13
ICICI Prudential Nifty Index Fund	Mar 02	0.41	2,915	170.88	19.57%	0.68%	Reliance Industries Ltd.(11.89)	41.13
ICICI Prudential Nifty Next 50 Index Fund	Jun 10	0.73	2,098	36.19	12.26%	-2.45%	Adani Enterprises Ltd.(4.8)	19.14
IDBI Nifty Index Fund	Jun 10	0.90	214	32.01	0.34%	0.65%	Reliance Industries Ltd.(11.86)	41.07
IDBI Nifty Junior Index Fund	Sep 10	0.90	55	30.71	-1.54%	-2.35%	Adani Enterprises Ltd.(4.72)	19.03
IDFC Nifty Fund	Apr 11	0.35	402	36.81	12.82%	0.85%	Reliance Industries Ltd.(11.9)	40.62
Kotak Nifty 50 Index Fund	Jun 21	0.51	172	11.11	38.71%	0.77%	Reliance Industries Ltd.(11.74)	40.98
Kotak Nifty Next 50 Index Fund	Mar 21	0.83	93	11.68	4.25%	-2.36%	Adani Enterprises Ltd.(4.79)	19.12
L&T Nifty 50 Index Fund	Apr 20	0.70	92	19.63	9.66%	0.69%	Reliance Industries Ltd.(11.88)	41.14
L&T Nifty Next 50 Index Fund	Apr 20	0.80	48	17.75	13.08%	-2.53%	Adani Enterprises Ltd.(4.78)	19.14
LIC MF Index Fund - Nifty Plan	Dec 02	1.01	52	95.95	-0.35%	0.53%	Reliance Industries Ltd.(11.88)	41.11
Motilal Oswal Nifty 50 Index Fund	Dec 19	0.50	164	14.41	25.36%	0.68%	Reliance Industries Ltd.(11.9)	41.06
Motilal Oswal Nifty 500 Fund	Sep 19	1.04	294	16.58	16.79%	-0.69%	Reliance Industries Ltd.(7.9)	27.65
Motilal Oswal Nifty Bank Index Fund	Sep 19	1.00	205	12.93	24.96%	2.13%	HDFC Bank Ltd.(28.48)	86.09
Motilal Oswal Nifty Midcap 150 Index Fund	Sep 19	1.01	513	19.45	14.57%	-3.59%	Adani Total Gas Ltd.(3.32)	9.19
Motilal Oswal Nifty Next 50 Index Fund	Dec 19	0.97	113	14.25	10.57%	-2.57%	Adani Enterprises Ltd.(4.81)	19.16
Motilal Oswal Nifty Smallcap 250 Index Fund	Sep 19	1.03	277	20.61	9.89%	-4.19%	BSE Ltd.(1.55)	6.94
Nippon India Index Fund - Nifty Plan	Oct 10	1.14	496	29.03	16.04%	0.51%	Reliance Industries Ltd.(11.89)	41.01
Nippon India Nifty 50 Value 20 Index Fund	Feb 21	0.80	100	12.66	39.73%	-0.23%	Infosys Ltd.(15.26)	57.67
Nippon India Nifty Midcap 150 Index Fund	Feb 21	0.80	355	12.67	39.23%	-3.67%	Adani Total Gas Ltd.(3.33)	9.35
Nippon India Nifty Smallcap 250 Index Fund	Oct 20	1.04	291	18.55	14.25%	-4.37%	BSE Ltd.(1.54)	7.06
SBI Nifty Index Fund	Feb 02	0.50	2,251	150.58	24.23%	0.70%	Reliance Industries Ltd.(11.98)	41.14
SBI Nifty Next 50 Index Fund	May 21	NA	426	11.14	9.78%	-2.46%	Adani Enterprises Ltd.(4.8)	19.22
Sundaram Nifty 100 Equal Weight Fund	Jul 99	0.95	55	107.98	-2.83%	-1.16%	Jindal Steel & Power Ltd.(1.37)	6.29
Tata Index Fund - Nifty Plan	Feb 03	0.52	256	106.22	15.05%	0.69%	Reliance Industries Ltd.(11.9)	41.06
Taurus Nifty Index Fund	Jun 10	1.04	2	32.95	6.84%	0.22%	Reliance Industries Ltd.(10.29)	36.34
UTI Nifty Index Fund	Mar 00	0.31	6,882	116.38	17.81%	0.75%	Reliance Industries Ltd.(11.91)	41.13
UTI Nifty Next 50 Index Fund	Jun 18	0.79	1,631	14.65	9.14%	-2.46%	Adani Enterprises Ltd.(4.8)	19.19
UTI Nifty200 Momentum 30 Index Fund	Mar 21	0.92	1,372	13.64	42.87%	-2.23%	Adani Enterprises Ltd.(5.87)	27.87
HDFC Index Sensex Plan	Jul 02	0.40	3,312	525.83	13.62%	0.60%	Reliance Industries Ltd.(13.74)	47.28
ICICI Pru Sensex Index Fund	Sep 17	0.29	519	18.51	15.04%	0.58%	Reliance Industries Ltd.(13.73)	47.37
LIC MF Index Fund - Sensex Plan	Dec 02	1.08	51	108.62	9.76%	0.37%	Reliance Industries Ltd.(13.53)	47.39
Nippon India Index Fund - Sensex Plan	Oct 10	0.40	269	29.09	12.21%	0.55%	Reliance Industries Ltd.(13.73)	47.48
Tata Index Fund - Sensex Plan	Feb 03	0.59	133	143.69	18.41%	0.57%	Reliance Industries Ltd.(13.72)	47.46
<b>Average</b>		<b>0.77</b>				<b>12.77%</b>		<b>31.58</b>

## Aggressive Hybrid Fund

Scheme Name	Date of Inception	Expense Ratio %	As on 31st Mar 2022		% Change over a quarter		% Exposure in Holdings*			
			Corpus in crs	NAV (Rs)	Corpus	NAV	Equity	Debt	Top Holding	Total of Top 5
Aditya Birla Sun Life Equity Hybrid 95 Fund	Mar 95	2.05	8,460	1089.68	8.70%	2.17%	77%	23%	Infosys Ltd.(6.64)	23.95
Axis Equity Hybrid Fund	Aug 18	2.22	1,896	15.36	0.64%	-3.46%	75%	25%	Bajaj Finance Ltd.(6.46)	27.44
Baroda BNP Paribas Aggressive Hybrid Fund	Apr 17	2.35	775	18.40	4.12%	1.00%	70%	30%	ICICI Bank Ltd.(7.54)	26.08
BOI AXA Mid & Small Cap Equity & Debt Fund	Jul 16	2.56	367	23.20	-0.99%	-4.64%	76%	24%	APL Apollo Tubes Ltd.(4.34)	19.08
Canara Robeco Equity Hybrid Fund	Feb 93	1.88	7,663	243.17	5.01%	-1.51%	72%	28%	Infosys Ltd.(6.22)	21.70
DSP Equity & Bond Fund	May 99	1.85	7,466	228.34	-2.29%	-4.07%	74%	26%	ICICI Bank Ltd.(6.39)	20.13
Edelweiss Aggressive Hybrid Fund	Aug 09	2.53	188	38.39	32.09%	-0.70%	74%	26%	Escorts Ltd.(8.72)	20.01
Franklin India Equity Hybrid Fund	Dec 99	2.24	1,381	172.58	-2.86%	-1.50%	70%	30%	Infosys Ltd.(5.24)	30.57
HDFC Hybrid Equity Fund	Apr 05	1.73	18,442	79.51	-0.03%	0.96%	71%	29%	ICICI Bank Ltd.(6.89)	28.72
HSBC Equity Hybrid Fund	Oct 18	2.50	500	15.70	-1.46%	-1.78%	71%	29%	Reliance Industries Ltd.(5.79)	26.17
ICICI Prudential Equity & Debt Fund	Oct 99	1.80	19,274	225.96	4.43%	4.54%	68%	32%	Bharti Airtel Ltd.(7.73)	34.50
IDBI Hybrid Equity Fund	Oct 16	2.55	196	15.93	-3.76%	-1.45%	73%	27%	HDFC Bank Ltd.(4.85)	20.48
IDFC Hybrid Equity Fund	Dec 16	2.43	579	16.92	-2.24%	-2.81%	78%	22%	Infosys Ltd.(6.4)	26.22
Indiabulls Equity Hybrid Fund	Dec 18	2.36	33	14.45	-2.37%	-1.19%	77%	23%	IDBI Bank Ltd.(6.92)	24.73
Invesco India Equity & Bond Fund	Jun 18	2.39	389	14.17	-3.04%	-3.46%	74%	26%	ICICI Bank Ltd.(5.47)	19.29
JM Equity Hybrid Fund	Apr 95	2.52	10	67.14	0.14%	-0.33%	78%	22%	Infosys Ltd.(6.73)	25.20
Kotak Equity Hybrid Fund	Nov 99	2.09	2,512	39.86	9.66%	0.26%	76%	24%	ICICI Bank Ltd.(5.02)	21.88
L&T Hybrid Equity Fund	Feb 11	1.92	5,020	36.89	-5.96%	-2.82%	74%	26%	Infosys Ltd.(6.02)	27.35
LIC MF Equity Hybrid Fund	Jan 91	2.60	441	134.85	-3.15%	-3.33%	76%	24%	Infosys Ltd.(8.22)	31.39
Mahindra Manulife Hybrid Equity Nivesh Yojana	Jul 19	2.67	424	16.97	23.56%	1.08%	77%	23%	ICICI Bank Ltd.(6.9)	29.27
Mirae Asset Hybrid - Equity Fund	Jul 15	1.80	6,658	21.80	3.22%	-1.19%	75%	25%	Infosys Ltd.(5.78)	23.32
Motilal Oswal Equity Hybrid Fund	Sep 18	2.60	398	14.68	-3.59%	-3.09%	77%	23%	Bajaj Auto Ltd.(5.87)	27.12
Navi Equity Hybrid Fund	Apr 18	2.30	95	14.20	-5.61%	-0.39%	71%	29%	Reliance Industries Ltd.(7.88)	21.59
Nippon India Equity Hybrid Fund	Jun 05	2.08	3,150	66.36	-4.59%	0.71%	73%	27%	Infosys Ltd.(7.26)	33.94
PGIM India Hybrid Equity Fund	Jan 04	2.45	213	91.60	1.88%	-6.14%	57%	43%	HDFC Bank Ltd.(8.25)	17.23
SBI Equity Hybrid Fund	Jan 05	1.66	50,867	203.52	4.25%	0.15%	71%	29%	ICICI Bank Ltd.(5.75)	19.42
Sundaram Aggressive Hybrid Fund	Jun 00	2.03	3,045	110.76	-0.95%	-1.33%	71%	29%	Infosys Ltd.(6.68)	22.63
Tata Hybrid Equity Fund	Oct 95	1.99	3,220	299.38	-2.44%	-0.41%	78%	22%	ICICI Bank Ltd.(8.73)	33.56
Union Hybrid Equity Fund	Dec 20	2.49	554	12.39	-4.34%	-3.35%	76%	24%	Reliance Industries Ltd.(6.68)	22.16
UTI Hybrid Equity Fund	Feb 95	1.96	4,279	246.96	-1.41%	-0.61%	73%	27%	ICICI Bank Ltd.(5.75)	24.03
<b>Average</b>		<b>2.22</b>			<b>1.55%</b>		<b>73%</b>	<b>27%</b>		<b>24.97</b>

## Dynamic Asset Allocation / Balanced Advantage Fund

Scheme Name	Date of Inception	^ Expense Ratio %	As on 31st Mar 2022		% Change over a quarter		% Exposure in Holdings*		
			Corpus in crs	NAV (Rs)	Corpus	NAV	Equity	Debt / Cash	Arbitrage
Aditya Birla Sun Life Balanced Advantage Fund	Apr 00	1.94	6,744	72.34	2.67%	-0.66%	45%	33%	22%
Axis Balanced Advantage Fund	Jul 17	2.12	2,137	14.09	8.91%	-2.36%	40%	34%	26%
Baroda BNP Paribas Balanced Advantage Fund	Nov 18	2.15	3,164	16.23	85.07%	-1.27%	61%	34%	5%
BOI AXA Equity Debt Rebalancer Fund	Mar 14	2.52	72	18.28	9.72%	11.46%	59%	26%	14%
DSP Dynamic Asset Allocation Fund	Feb 14	1.90	4,699	19.59	-0.91%	-1.70%	40%	33%	26%
Edelweiss Balanced Advantage Fund	Aug 09	1.92	7,843	35.56	11.28%	-0.95%	78%	20%	2%
HDFC Balanced Advantage Fund	Sep 00	1.58	43,052	285.43	4.29%	4.14%	66%	34%	3%
ICICI Prudential Balanced Advantage Fund	Dec 06	1.65	39,479	49.55	4.22%	1.14%	30%	39%	31%
IDFC Balanced Advantage Fund	Oct 14	2.04	3,058	17.91	3.84%	-2.50%	51%	33%	16%
Invesco India Dynamic Equity Fund	Oct 07	2.33	685	36.52	-2.11%	-0.57%	70%	26%	4%
Kotak Balanced Advantage Fund	Aug 18	1.73	13,493	14.41	5.83%	-0.12%	43%	32%	26%
L&T Balanced Advantage Fund	Feb 11	2.10	2,021	30.72	-4.87%	-0.80%	42%	33%	25%
Mahindra Manulife Balanced Advantage Yojana	Dec 21	2.40	579	9.95	21.95%	-	47%	33%	19%
Motilal Oswal Dynamic Fund	Sep 16	2.29	962	14.98	-10.98%	-3.02%	58%	33%	9%
Nippon India Balanced Advantage Fund	Nov 04	1.95	5,916	120.57	6.76%	-0.52%	54%	34%	12%
NJ Balanced Advantage Fund	Oct 21	1.91	5,218	9.77	-3.71%	-2.01%	70%	20%	10%
PGIM India Balanced Advantage Fund	Feb 21	2.13	1,468	11.47	7.90%	0.70%	67%	33%	0%
SBI Balanced Advantage Fund	Aug 21	1.61	24,020	10.30	4.12%	0.84%	50%	28%	22%
Sundaram Balanced Advantage Fund	Dec 10	2.20	1,630	25.28	0.63%	0.33%	56%	24%	21%
Tata Balanced Advantage Fund	Jan 19	1.93	4,662	14.63	11.10%	0.73%	45%	31%	24%
Union Balanced Advantage Fund	Dec 17	2.16	1,836	14.91	3.23%	-0.60%	35%	31%	33%
<b>Average</b>		<b>2.03</b>			<b>8.04%</b>		<b>53%</b>	<b>31%</b>	<b>17%</b>

## Equity Savings Fund

Scheme Name	Date of Inception	^ Expense Ratio %	As on 31st Mar 2022		% Change over a quarter		% Exposure in Holdings*		
			Corpus in crs	NAV (Rs)	Corpus	NAV	Equity	Debt / Cash	Arbitrage
Aditya Birla Sun Life Equity Savings Fund	Nov 14	2.53	535	17.24	-1.55%	-1.77%	44%	34%	22%
Axis Equity Saver Fund	Aug 15	2.20	1,230	16.69	5.94%	-1.77%	39%	32%	29%
Baroda BNP Paribas Equity Savings Fund	Jul 19	2.35	355	12.38	-11.14%	0.21%	34%	34%	32%
DSP Equity Savings Fund	Mar 16	1.45	422	16.10	11.39%	0.92%	38%	34%	28%
Edelweiss Equity Savings Fund	Oct 14	2.07	321	18.16	-3.69%	-0.72%	51%	25%	24%
Franklin India Equity Savings Fund	Aug 18	2.16	147	12.71	5.37%	-0.45%	35%	34%	31%
HDFC Equity Savings Fund	Sep 04	2.15	2,565	48.28	1.77%	1.11%	38%	33%	29%
ICICI Prudential Equity Savings Fund	Dec 14	1.00	4,745	17.20	-3.68%	1.96%	15%	32%	53%
IDBI Equity Savings Fund	Mar 11	2.13	12	20.91	-8.80%	0.13%	45%	26%	29%
IDFC Equity Savings Fund	Jun 08	1.36	98	24.81	18.33%	-0.16%	21%	31%	48%
Invesco India Equity Savings Fund	Mar 19	2.49	165	12.48	-8.81%	-1.39%	39%	31%	29%
Kotak Equity Savings Fund	Oct 14	2.08	1,787	18.60	7.12%	1.56%	27%	33%	40%
L&T Equity Savings Fund	Oct 11	1.58	216	23.26	6.07%	1.24%	30%	27%	43%
Mahindra Manulife Equity Savings Dhan Sanchay Yojana	Feb 17	2.48	413	15.59	10.93%	0.05%	41%	34%	25%
Mirae Asset Equity Savings Fund	Dec 18	1.47	511	14.59	13.56%	-0.29%	39%	34%	26%
Nippon India Equity Savings Fund	May 15	2.44	199	12.34	-10.44%	0.47%	39%	32%	30%
PGIM India Equity Savings Fund	Jan 04	1.25	146	39.79	10.83%	0.31%	16%	29%	55%
SBI Equity Savings Fund	May 15	1.19	2,309	17.38	4.09%	0.29%	42%	31%	27%
Sundaram Equity Savings Fund	Dec 18	2.38	334	50.26	10.85%	0.35%	39%	30%	30%
Tata Equity Savings Fund	Apr 97	1.15	171	41.48	28.17%	0.78%	36%	30%	34%
Union Equity Savings Fund	Aug 18	2.00	168	13.22	-1.76%	-0.53%	33%	32%	36%
UTI Equity Savings Fund	Aug 18	1.53	248	13.19	-9.21%	1.08%	38%	30%	32%
<b>Average</b>		<b>1.88</b>			<b>3.42%</b>		<b>35%</b>	<b>31%</b>	<b>33%</b>

Conservative Hybrid Fund

Scheme Name	Date of Inception	^ Expense Ratio %	As on 31st Mar 2022		% Change over a quarter		% Exposure in Holdings*				
			Corpus in crs	NAV (Rs)	Corpus	NAV	Equity	Debt/Cash	AAA and Equivalent	AA & Lower Rated	Avg Maturity (yrs)
Aditya Birla Sun Life Regular Savings Fund	Apr 05	1.91	1,736	51.41	22.31%	2.64%	25%	75%	63.94	10.60	3.05
Axis Regular Saver Fund	Jul 10	2.17	441	24.42	17.75%	-0.28%	23%	77%	61.96	14.82	3.39
Baroda BNP Paribas Conservative Hybrid Fund	Sep 04	2.45	478	35.03	5.27%	0.86%	23%	77%	64.10	13.17	4.57
BOI AXA Conservative Hybrid Fund	Mar 09	2.30	56	27.34	20.60%	18.68%	18%	82%	78.54	3.58	0.72
Canara Robeco Conservative Hybrid Fund	Mar 96	1.88	1,110	75.50	6.31%	0.01%	24%	76%	75.72	0.00	1.50
DSP Regular Savings Fund	May 05	1.22	213	44.20	-6.66%	1.41%	25%	75%	74.77	0.00	2.45
Franklin India Debt Hybrid Fund	Sep 00	1.40	257	67.94	4.34%	-0.04%	24%	76%	75.87	0.00	1.28
HDFC Hybrid Debt Fund	Dec 05	1.81	2,696	59.84	1.20%	0.82%	23%	77%	58.70	17.92	4.53
HSBC Regular Savings Fund	Feb 04	2.21	97	46.33	9.07%	0.14%	23%	77%	77.06	0.00	4.10
ICICI Prudential Regular Savings Fund	Nov 00	1.83	3,304	55.88	-2.10%	0.97%	22%	78%	39.42	38.50	4.04
IDFC Regular Savings Fund	Feb 10	2.12	182	26.01	-1.47%	0.05%	23%	77%	77.36	0.00	2.44
Kotak Debt Hybrid Fund	Dec 03	1.86	1,422	42.99	12.15%	0.40%	25%	75%	72.62	2.59	7.92
L&T Conservative Hybrid Fund	Aug 05	2.26	38	43.75	-1.82%	-0.11%	24%	76%	75.64	0.00	2.25
LIC MF Debt Hybrid Fund	Jun 03	2.27	64	67.55	-4.00%	-0.49%	22%	78%	78.19	0.00	1.46
Navi Regular Savings Fund	Jul 10	2.35	29	22.14	-5.38%	0.14%	23%	77%	70.98	6.16	1.12
Nippon India Hybrid Bond Fund	Jan 04	1.83	708	44.60	-2.02%	1.17%	12%	88%	35.40	52.42	2.35
Parag Parikh Conservative Hybrid Fund	May 21	0.63	781	10.69	18.10%	2.65%	22%	78%	78.08	0.00	6.01
SBI Conservative Hybrid Fund	Apr 01	1.10	5,772	53.22	8.13%	-0.54%	22%	78%	62.95	15.12	1.93
Sundaram Debt Oriented Hybrid Fund	Mar 10	2.16	32	23.64	-5.72%	-0.35%	20%	80%	70.63	9.51	3.63
UTI Regular Savings Fund	Dec 03	1.82	1,612	51.90	-0.87%	0.07%	25%	75%	61.64	13.63	4.84
<b>Average</b>		<b>1.88</b>			<b>4.76%</b>		<b>22%</b>	<b>78%</b>			<b>3.18</b>

Overnight Fund

Scheme Name	Date of Inception	^ Expense Ratio %	As on 31st Mar 2022		% Change over a quarter		% Exposure in Holdings*			
			Corpus in crs	NAV (Rs)	Corpus	NAV	AAA and Equivalent	AA and Equivalent	Below AA Including FD	Avg Maturity (in days)
Aditya Birla Sun Life Overnight Fund	Nov 18	0.22	12,489	1144.88	5.46%	0.81%	100.00	0.00	0.00	1
Axis Overnight Fund	Mar 19	0.12	8,350	1121.81	-7.23%	0.83%	100.00	0.00	0.00	1
Baroda BNP Paribas Overnight Fund	Apr 19	0.14	313	1114.51	87.92%	0.82%	100.00	0.00	0.00	1
BOI Axa Overnight Fund	Apr 19	0.14	103	1074.17	451.02%	0.86%	100.00	0.00	0.00	1
Canara Robeco Overnight Fund	Jul 19	0.11	183	1099.70	41.67%	0.83%	100.00	0.00	0.00	1
DSP Overnight Fund	Jan 19	0.14	3,140	1135.27	65.21%	0.82%	100.00	0.00	0.00	1
Edelweiss Overnight Fund	Jul 19	0.16	913	1100.27	77.01%	0.80%	100.00	0.00	0.00	1
Franklin India Overnight Fund	May 19	0.14	172	1108.48	41.99%	0.81%	100.00	0.00	0.00	1
HDFC Overnight Fund	Feb 02	0.20	12,085	3135.99	-12.25%	0.80%	100.00	0.00	0.00	1
HSBC Overnight Fund	May 19	0.26	964	1107.29	51.32%	0.81%	100.00	0.00	0.00	1
ICICI Prudential Overnight Fund	Nov 18	0.19	10,231	114.22	1.71%	0.81%	100.00	0.00	0.00	1
IDFC Overnight Fund	Jan 19	0.16	1,467	1129.56	-0.01%	0.82%	100.00	0.00	0.00	1
Indiabulls Overnight Fund	Jul 19	0.20	63	1098.32	-48.09%	0.79%	100.00	0.00	0.00	1
Invesco India Overnight Fund	Jan 20	0.15	961	1072.96	44.83%	0.82%	100.00	0.00	0.00	1
ITI Overnight Fund	Oct 19	0.18	12	1081.67	-71.11%	0.79%	100.00	0.00	0.00	1
JM Overnight Fund	Dec 19	0.14	383	1078.72	168.04%	0.82%	100.00	0.00	0.00	1
Kotak Overnight Fund	Jan 19	0.20	8,273	1130.84	9.78%	0.81%	100.00	0.00	0.00	1
L&T Overnight Fund	Nov 06	0.20	2,224	1577.96	52.66%	0.82%	100.00	0.00	0.00	1
LIC MF Overnight Fund	Jul 19	0.20	890	1097.98	89.77%	0.81%	100.00	0.00	0.00	1
Mahindra Manulife Overnight Fund	Jul 19	0.22	107	1097.37	-64.04%	0.83%	100.00	0.00	0.00	1

## Overnight Fund

Scheme Name	Date of Inception	^ Expense Ratio %	As on 31st Mar 2022		% Change over a quarter		% Exposure in Holdings*			
			Corpus in crs	NAV (Rs)	Corpus	NAV	AAA and Equivalent	AA and Equivalent	Below AA Including FD	Avg Maturity (in days)
Mirae Asset Overnight Fund	Oct 19	0.21	800	1086.87	49.90%	0.83%	100.00	0.00	0.00	1
Nippon India Overnight Fund	Dec 18	0.16	10,363	113.75	54.57%	0.82%	100.00	0.00	0.00	1
PGIM India Overnight Fund	Aug 19	0.13	69	1094.90	-70.95%	0.83%	100.00	0.00	0.00	1
SBI Overnight Fund	May 99	0.18	20,494	3425.28	11.03%	0.82%	100.00	0.00	0.00	1
Sundaram Overnight Fund	Mar 19	0.21	621	1126.18	-16.92%	0.80%	100.00	0.00	0.00	1
Tata Overnight Fund	Mar 19	0.21	2,704	1117.91	35.23%	0.82%	100.00	0.00	0.00	1
Union Overnight Fund	Mar 19	0.18	124	1115.97	19.04%	0.81%	100.00	0.00	0.00	1
UTI Overnight Fund	Dec 03	0.12	4,530	2883.47	-9.36%	0.82%	100.00	0.00	0.00	1
WOC Overnight Fund	Aug 19	0.34	26	1090.44	0.74%	0.76%	100.00	0.00	0.00	1
<b>Average</b>		<b>0.18</b>			<b>36.51%</b>		<b>100.00</b>	<b>0.00</b>	<b>0.00</b>	<b>1</b>

## Liquid Fund

Scheme Name	Date of Inception	^ Expense Ratio %	As on 31st Mar 2022		% Change over a quarter		% Exposure in Holdings*			
			Corpus in crs	NAV (Rs)	Corpus	NAV	AAA and Equivalent	AA and Equivalent	Below AA Including FD	Avg Maturity (in days)
Aditya Birla Sun Life Liquid Fund	Jun 97	0.33	29,735	340.44	4.67%	0.88%	99.86	0.14	0.00	44
Axis Liquid Fund	Oct 09	0.23	25,624	2349.93	9.89%	0.88%	100.00	0.00	0.00	30
Baroda BNP Paribas Liquid Fund	Feb 09	0.26	4,700	2431.20	-9.19%	0.89%	95.97	4.03	0.00	37
BOI AXA Liquid Fund	Jul 08	0.22	347	2428.58	7.09%	0.89%	100.00	0.00	0.00	58
Canara Robeco Liquid Fund	Jan 02	0.13	1,808	2541.09	-17.69%	0.86%	100.00	0.00	0.00	15
DSP Liquidity Fund	Mar 98	0.22	8,558	3017.97	13.92%	0.88%	100.00	0.00	0.00	33
Edelweiss Liquid Fund	Sep 08	0.37	1,230	2709.73	24.11%	0.82%	100.00	0.00	0.00	28
Franklin India Liquid fund	Apr 98	0.20	1,303	3180.11	-20.82%	0.88%	97.30	2.70	0.00	26
HDFC Liquid Fund	Sep 00	0.30	42,935	4151.80	-19.20%	0.86%	100.00	0.00	0.00	45
HSBC Cash Fund	Dec 02	0.23	2,978	2106.95	-6.76%	0.88%	100.00	0.00	0.00	23
ICICI Prudential Liquid Fund	Jun 98	0.29	34,603	313.14	5.39%	0.87%	100.00	0.00	0.00	55
IDBI Liquid Fund	Jul 10	0.17	876	2272.60	-1.64%	0.89%	100.00	0.00	0.00	22
IDFC Cash Fund	Jul 01	0.19	9,144	2556.56	7.71%	0.87%	100.00	0.00	0.00	46
IIFL Liquid Fund	Nov 13	0.23	900	1634.21	7.83%	0.84%	100.00	0.00	0.00	32
Indiabulls Liquid Fund	Oct 11	0.22	134	2050.97	15.16%	0.80%	99.55	0.00	0.45	22
Invesco India Liquid Fund	Nov 06	0.22	3,932	2904.88	0.43%	0.87%	100.00	0.00	0.00	37
ITI Liquid Fund	Apr 19	0.25	28	1111.50	-18.78%	0.82%	100.00	0.00	0.00	19
JM Liquid Fund	Jan 98	0.25	1,357	57.78	38.53%	0.87%	98.52	1.48	0.00	41
Kotak Liquid Fund	Oct 00	0.32	28,834	4278.99	-7.27%	0.86%	100.00	0.00	0.00	40
L&T Liquid Fund	Nov 97	0.20	5,108	2900.17	-3.70%	0.87%	100.00	0.00	0.00	44
LIC MF Liquid Fund	Mar 02	0.25	6,603	3826.25	-10.54%	0.86%	100.00	0.00	0.00	34
Mahindra Manulife Liquid Fund	Jul 16	0.25	1,842	1374.44	17.87%	0.88%	100.00	0.00	0.00	27
Mirae Asset Cash Management Fund	Mar 08	0.27	3,049	2216.33	-13.76%	0.87%	100.00	0.00	0.00	24
Motilal Oswal Liquid Fund	Dec 18	0.36	619	11.34	-11.15%	0.81%	100.00	0.00	0.00	37
Navi Liquid Fund	Feb 10	0.20	82	2315.61	-4.29%	1.05%	100.00	0.00	0.00	33
Nippon India Liquid Fund	Mar 98	0.32	24,336	5164.44	3.75%	0.87%	100.00	0.00	0.00	53
Parag Parikh Liquid Fund	May 18	0.27	1,327	1186.75	-11.27%	0.84%	99.36	0.00	0.64	35
PGIM India Insta Cash Fund	Sep 07	0.25	651	275.26	15.24%	0.88%	100.00	0.00	0.00	40
Quant Liquid Plan	Sep 05	0.54	488	33.70	7.16%	0.96%	100.00	0.00	0.00	32
Quantum Liquid Fund	Apr 06	0.16	527	28.71	-0.11%	0.87%	100.00	0.00	0.00	41
SBI Liquid Fund	Nov 03	0.28	56,375	3310.75	-20.72%	0.86%	100.00	0.00	0.00	26
Sundaram Money Fund	Mar 00	0.28	2,569	1866.19	-18.09%	0.88%	100.00	0.00	0.00	29
Tata Liquid Fund	Aug 98	0.33	14,593	3333.06	27.73%	0.88%	100.00	0.00	0.00	32
Union Liquid Fund	Jun 11	0.17	737	2032.58	-44.95%	0.87%	100.00	0.00	0.00	51
UTI Liquid Cash Plan	Jun 03	0.24	27,779	3466.74	20.57%	0.88%	99.87	0.00	0.13	58
WOC Liquid Fund	Jan 19	0.46	60	1142.98	158.70%	0.76%	100.00	0.00	0.00	29
<b>Average</b>		<b>0.26</b>			<b>4.05%</b>		<b>99.73</b>	<b>0.23</b>	<b>0.03</b>	<b>35</b>

Ultra Short Duration Fund

Scheme Name	Date of Inception	Expense Ratio %	As on 31st Mar 2022		% Change over a quarter		% Exposure in Holdings*			
			Corpus in crs	NAV (Rs)	Corpus	NAV	AAA and Equivalent	AA and Equivalent	Below AA Including FD	Avg Maturity (in days)
Aditya Birla Sun Life Savings Fund	Nov 01	0.50	14,668	440.32	-0.51%	1.12%	83.69	12.23	4.08	190
Axis Ultra Short Term Fund	Sep 18	1.18	4,713	12.08	-6.06%	0.91%	83.35	14.51	2.15	174
Baroda BNP Paribas Ultra Short Duration Fund	Jun 18	0.43	192	1241.91	35.02%	1.05%	95.25	4.75	0.00	186
BOI AXA Ultra Short Duration Fund	Jul 08	0.61	168	2606.12	-30.36%	0.93%	99.26	0.74	0.00	175
Canara Robeco Ultra Short Term Fund	Sep 03	0.95	592	3131.43	-2.99%	0.78%	100.00	0.00	0.00	139
DSP Ultra Short Fund	Jul 06	1.00	2,907	2789.07	-4.87%	0.89%	99.24	0.76	0.00	142
HDFC Ultra Short Term Fund	Sep 18	0.64	12,385	12.28	-9.22%	0.96%	99.84	0.16	0.00	201
HSBC Ultra Short Duration Fund	Jan 20	0.49	1,541	1096.11	0.52%	0.97%	100.00	0.00	0.00	164
ICICI Prudential Ultra Short Term Fund	May 11	0.87	12,299	22.42	6.95%	0.95%	79.88	19.17	0.96	117
IDBI Ultra Short Term Fund	Jan 06	0.59	314	2253.98	1.46%	0.87%	97.62	2.38	0.00	75
IDFC Ultra Short Term Fund	Jul 18	0.45	3,924	12.34	-6.79%	0.96%	100.00	0.00	0.00	173
Invesco India Ultra Short Term Fund	Jan 07	0.89	757	2198.08	-11.68%	0.89%	81.98	18.02	0.00	170
Kotak Savings Fund	Aug 05	0.77	10,502	34.89	-6.43%	0.97%	87.46	11.25	1.29	223
L&T Ultra Short Term Fund	Nov 02	0.39	1,562	35.44	-17.48%	0.98%	100.00	0.00	0.00	157
LIC MF Ultra Short Term Fund	Nov 19	0.40	33	1090.20	-50.40%	0.80%	100.00	0.00	0.00	137
Mahindra Manulife Ultra Short Term Fund	Oct 19	0.77	282	1118.02	42.31%	0.89%	92.88	7.12	0.00	111
Mirae Asset Ultra Short Duration Fund	Oct 20	0.48	269	1053.50	22.75%	0.97%	100.00	0.00	0.00	97
Motilal Oswal Ultra Short Term Fund	Sep 13	1.07	84	13.88	-16.57%	0.71%	100.00	0.00	0.00	151
Navi Ultra Short Term Fund	Feb 10	1.60	13	2241.50	-18.61%	0.63%	100.00	0.00	0.00	88
Nippon India Ultra Short Duration Fund	Dec 01	1.12	3,085	3280.96	-7.58%	1.05%	74.00	24.38	1.62	222
PGIM India Ultra Short Term Fund	Nov 08	0.87	575	27.97	9.18%	0.89%	100.00	0.00	0.00	157
SBI Magnum Ultra Short Duration Fund	Jul 07	0.49	11,060	4845.65	21.27%	1.02%	100.00	0.00	0.00	124
Sundaram Ultra Short Duration Fund	Dec 07	1.44	1,365	2236.22	8.02%	0.70%	94.90	4.73	0.37	106
Tata Ultra Short Term Fund	Jan 19	1.02	1,087	11.64	1.93%	0.90%	93.93	6.07	0.00	161
UTI Ultra Short Term Fund	Aug 03	0.95	1,842	3460.75	-14.77%	0.90%	77.61	22.24	0.16	176
WOC Ultra Short Term Fund	Jun 19	1.12	8	1121.54	-55.85%	0.72%	100.00	0.00	0.00	94
<b>Average</b>		<b>0.81</b>			<b>-4.26%</b>		<b>93.88</b>	<b>5.71</b>	<b>0.41</b>	<b>150</b>

Low Duration Fund

Scheme Name	Date of Inception	Expense Ratio %	As on 31st Mar 2022		% Change over a quarter		% Exposure in Holdings*			
			Corpus in crs	NAV (Rs)	Corpus	NAV	AAA and Equivalent	AA and Equivalent	Below AA Including FD	Avg Maturity (in days)
Aditya Birla Sun Life Low Duration Fund	May 98	1.21	13,536	535.94	-10.51%	1.05%	79.33	18.64	2.03	369
Axis Treasury Advantage Fund	Mar 10	0.61	6,154	2497.13	-26.36%	1.06%	86.23	12.12	1.65	443
Baroda BNP Paribas Low Duration Fund	Oct 05	1.10	204	32.90	-23.13%	0.98%	69.99	30.01	0.00	380
Canara Robeco Savings Fund	Mar 05	0.58	1,002	34.22	-8.61%	0.92%	100.00	0.00	0.00	201
DSP Low Duration Fund	Mar 15	0.59	3,295	16.10	-6.30%	0.99%	100.00	0.00	0.00	219
HDFC Low Duration Fund	Nov 99	1.04	17,182	46.81	-12.01%	0.91%	88.81	10.20	0.99	902
HSBC Low Duration Fund	Oct 06	0.63	236	16.77	5.37%	1.00%	100.00	0.00	0.00	305
ICICI Prudential Savings Fund	Mar 05	0.52	22,114	433.36	-16.94%	0.79%	93.33	6.67	0.00	2248
IDFC Low Duration Fund	Feb 03	0.57	5,778	31.36	-15.28%	0.94%	100.00	0.00	0.00	329
Invesco India Treasury Advantage Fund	Jan 07	0.65	2,117	3072.74	-25.32%	0.92%	100.00	0.00	0.00	263
JM Low Duration Fund	Sep 06	0.79	148	30.22	10.92%	0.95%	86.95	13.05	0.00	194
Kotak Low Duration Fund	Mar 08	1.17	8,432	2728.28	-17.02%	0.88%	84.91	14.80	0.28	774
L&T Low Duration Fund	Nov 02	0.91	843	22.97	-6.00%	0.92%	88.74	11.26	0.00	193
LIC MF Savings Fund	Jun 03	0.83	1,171	32.43	-2.68%	0.89%	99.53	0.47	0.00	238
Mahindra Manulife Low Duration Fund	Feb 17	1.16	535	1338.75	-16.94%	0.81%	85.87	14.13	0.00	243
Mirae Asset Savings Fund	Mar 08	0.93	744	1841.56	-15.56%	0.83%	95.92	4.08	0.00	225
Nippon India Low Duration Fund	Mar 07	1.02	9,119	3046.70	-7.94%	1.04%	85.81	14.19	0.00	327
PGIM India Low Duration Fund	Jun 07	1.23	105	24.10	30.30%	0.92%	84.62	15.38	0.00	215
SBI Magnum Low Duration Fund	Jul 07	0.96	11,479	2847.13	-0.06%	0.92%	89.13	10.87	0.00	259
Sundaram Low Duration Fund	Sep 04	0.98	515	2826.61	-12.87%	0.88%	92.84	7.16	0.00	263
Tata Treasury Advantage Fund	Sep 05	0.60	2,331	3193.79	-3.74%	0.93%	100.00	0.00	0.00	227
UTI Treasury Advantage Fund	Jul 99	0.43	3,122	2856.26	-19.44%	1.03%	92.83	6.94	0.23	321
<b>Average</b>		<b>0.84</b>			<b>-9.10%</b>		<b>91.13</b>	<b>8.63</b>	<b>0.24</b>	<b>415</b>

Money Market Fund

Scheme Name	Date of Inception	^ Expense Ratio %	As on 31st Mar 2022		% Change over a quarter		% Exposure in Holdings*			
			Corpus in crs	NAV (Rs)	Corpus	NAV	AAA and Equivalent	AA and Equivalent	Below AA Including FD	Avg Maturity (in days)
Aditya Birla Sun Life Money Manager Fund	Jun 05	0.33	15,982	296.28	-0.20%	1.07%	100.00	0.00	0.00	139
Axis Money Market Fund	Aug 19	0.35	5,029	1147.25	43.00%	1.06%	100.00	0.00	0.00	129
Baroda BNP Paribas Money Market Fund	Jul 19	0.35	11	1120.07	-60.56%	0.96%	100.00	0.00	0.00	18
DSP Savings Fund	Sep 99	0.49	2,060	42.80	-8.71%	0.93%	100.00	0.00	0.00	22
Edelweiss Dynamic Bond Fund	Jun 08	0.94	312	23.45	-22.06%	0.80%	100.00	0.00	0.00	110
Franklin India Savings Fund	Feb 02	0.29	875	40.37	-13.59%	0.95%	100.00	0.00	0.00	91
HDFC Money Market Fund	Nov 99	0.35	12,111	4590.61	-17.03%	1.03%	100.00	0.00	0.00	180
ICICI Prudential Money Market Fund	Mar 06	0.33	10,520	304.24	-12.90%	1.02%	100.00	0.00	0.00	211
IDFC Money Manager Fund	Feb 03	0.88	2,478	32.89	-6.91%	0.89%	100.00	0.00	0.00	193
Invesco India Money Market Fund	Aug 09	0.55	2,088	2477.39	11.96%	0.93%	100.00	0.00	0.00	210
Kotak Money Market Fund	Jul 03	0.32	12,178	3600.50	10.78%	1.05%	99.48	0.00	0.52	135
L&T Money Market Fund	Aug 05	0.72	1,012	21.43	0.50%	0.90%	100.00	0.00	0.00	212
Mirae Asset Money Market Fund	Aug 21	0.66	49	1020.39	-46.81%	0.83%	100.00	0.00	0.00	94
Nippon India Money Market Fund	Jun 06	0.26	8,112	3321.50	-1.25%	1.09%	99.08	0.00	0.92	165
PGIM India Money Market Fund	Mar 20	0.79	63	1075.09	-22.63%	0.87%	100.00	0.00	0.00	113
SBI Savings Fund	Jul 04	0.76	22,869	33.69	-2.08%	0.95%	100.00	0.00	0.00	113
Sundaram Money Market Fund	Oct 18	0.33	44	12.08	-10.78%	0.88%	100.00	0.00	0.00	58
Tata Money Market Fund	Sep 04	0.43	7,105	3785.88	9.68%	1.07%	100.00	0.00	0.00	120
UTI Money Market Fund	Apr 97	0.28	8,340	2467.37	15.80%	1.08%	99.88	0.00	0.12	198
<b>Average</b>		<b>0.50</b>			<b>-7.04%</b>		<b>99.92</b>	<b>0.00</b>	<b>0.08</b>	<b>132</b>

Short Duration Fund

Scheme Name	Date of Inception	^ Expense Ratio %	As on 31st Mar 2022		% Change over a quarter		% Exposure in Holdings*			
			Corpus in crs	NAV (Rs)	Corpus	NAV	AAA and Equivalent	AA and Equivalent	Below AA Including FD	Avg Maturity (in yrs)
Aditya Birla Sun Life Short Term Fund	May 03	1.13	8,427	38.29	-10.81%	1.05%	84.16	15.47	0.36	2.22
Axis Short Term Fund	Mar 10	0.98	10,350	24.93	-24.83%	1.02%	82.48	13.01	4.51	2.45
Baroda BNP Paribas Short Duration Fund	Jun 10	1.06	372	23.80	45.87%	0.95%	71.98	28.02	0.00	2.09
BOI AXA Short Term Income Fund	Dec 08	1.12	41	20.28	24.91%	15.86%	94.95	5.05	0.00	1.20
Canara Robeco Short Duration Fund	Mar 09	1.02	672	20.97	-21.38%	0.78%	100.00	0.00	0.00	1.59
DSP Short Term Fund	Sep 02	0.93	2,846	38.07	-8.19%	0.87%	100.00	0.00	0.00	1.29
HDFC Short Term Debt Fund	Jun 10	0.74	14,636	25.69	-19.71%	0.79%	84.46	15.54	0.00	2.76
HSBC Short Duration Fund	Dec 02	0.80	253	32.26	15.22%	0.99%	100.00	0.00	0.00	1.84
ICICI Prudential Short Term Fund	Oct 01	1.13	18,376	47.79	-16.69%	0.65%	83.52	16.48	0.00	4.01
IDBI Short Term Bond Fund	Mar 11	0.75	31	22.49	5.37%	0.76%	90.36	9.64	0.00	1.65
IDFC Bond Fund - Short Term Plan	Dec 00	0.80	12,075	46.47	-12.51%	0.85%	100.00	0.00	0.00	2.06
Indiabulls Short Term Fund	Sep 13	1.43	25	1740.36	18.39%	0.37%	89.64	7.92	2.44	1.32
Invesco India Short Term Fund	Mar 07	1.20	854	2927.17	-0.43%	0.87%	100.00	0.00	0.00	1.91
Kotak Bond Short Term Fund	May 02	1.16	15,587	42.59	-9.70%	0.79%	100.00	0.00	0.00	3.70
L&T Short Term Bond Fund	Dec 10	0.75	4,064	21.66	2.24%	0.87%	100.00	0.00	0.00	1.72
LIC MF Short Term Debt Fund	Feb 19	1.44	218	12.07	-23.39%	0.63%	100.00	0.00	0.00	1.23
Mahindra Manulife Short Term Fund	Feb 21	1.27	115	10.45	-24.68%	0.71%	73.80	26.20	0.00	1.98
Mirae Asset Short Term Fund	Mar 18	1.15	496	12.88	-17.22%	0.80%	97.96	2.04	0.00	1.44
Nippon India Short Term Fund	Dec 02	1.15	7,461	42.80	-23.03%	1.02%	86.59	13.41	0.00	2.40
PGIM India Short Maturity Fund	Jan 03	1.37	30	36.68	-9.94%	0.71%	94.90	5.10	0.00	1.29
SBI Short Term Debt Fund	Aug 07	0.85	13,903	26.05	-17.87%	0.96%	91.80	8.20	0.00	1.73
Sundaram Short Term Debt Fund	Apr 02	0.93	234	35.85	-42.95%	0.81%	91.90	8.10	0.00	1.58
Tata Short Term Bond Fund	Aug 02	1.21	2,385	39.26	-21.73%	0.82%	97.94	0.00	2.06	2.02
UTI Short Term Income Fund	Aug 07	0.95	2,522	25.60	-32.08%	0.87%	80.40	19.33	0.26	2.28
<b>Average</b>		<b>1.06</b>			<b>-9.38%</b>		<b>91.53</b>	<b>8.06</b>	<b>0.40</b>	<b>1.99</b>

Medium Duration Fund

Scheme Name	Date of Inception	^ Expense Ratio %	As on 31st Mar 2022		% Change over a quarter		% Exposure in Holdings*			
			Corpus in crs	NAV (Rs)	Corpus	NAV	AAA and Equivalent	AA and Equivalent	Below AA Including FD	Avg Maturity (in yrs)
Aditya Birla Sun Life Medium Term Plan	Mar 09	1.56	1,510	26.41	-1.71%	4.72%	36.69	47.43	15.88	3.37
Axis Strategic Bond Fund	Mar 12	1.08	1,861	22.31	1.08%	1.04%	61.25	32.46	6.28	3.69
Baroda BNP Paribas Medium Duration Fund	Mar 14	0.99	44	15.37	121.20%	0.56%	94.36	5.64	0.00	4.15
DSP Bond Fund	Apr 97	0.77	356	66.18	-24.72%	0.72%	96.94	3.06	0.00	3.88
HDFC Medium Term Debt Fund	Feb 02	1.29	4,047	45.75	-6.16%	0.82%	69.89	29.49	0.62	3.78
ICICI Prudential Medium Term Bond Fund	Sep 04	1.43	6,858	35.76	-4.65%	0.77%	44.35	55.65	0.00	3.31

Medium Duration Fund

Scheme Name	Date of Inception	^ Expense Ratio %	As on 31st Mar 2022		% Change over a quarter		% Exposure in Holdings*			
			Corpus in crs	NAV (Rs)	Corpus	NAV	AAA and Equivalent	AA and Equivalent	Below AA Including FD	Avg Maturity (in yrs)
IDFC Bond Fund - Medium Term Plan	Jul 03	1.49	2,540	38.08	-6.23%	0.79%	100.00	0.00	0.00	3.45
Invesco India Medium Duration Fund	Jul 21	1.35	620	1024.26	-30.70%	0.54%	85.52	14.48	0.00	3.58
Kotak Medium Term Fund	Mar 14	1.57	2,953	18.38	-4.15%	1.18%	74.39	13.85	11.76	5.05
L&T Resurgent India Bond Fund	Feb 15	1.45	1,037	16.54	-20.73%	0.75%	88.74	11.26	0.00	2.72
Nippon India Strategic Debt Fund	Sep 00	1.75	225	12.60	-6.15%	0.67%	77.27	22.73	0.00	2.56
SBI Magnum Medium Duration Fund	Nov 03	1.21	10,362	41.19	-5.58%	0.82%	54.52	43.50	1.99	3.90
Sundaram Medium Term Bond Fund	Dec 97	2.15	60	59.14	-6.14%	0.27%	100.00	0.00	0.00	4.55
Tata Medium Term Fund	Nov 02	1.40	83	29.73	-0.86%	0.72%	79.34	20.66	0.00	3.46
Union Medium Duration Fund	Sep 20	0.69	216	10.67	-19.43%	0.74%	95.36	4.64	0.00	3.58
UTI Medium Term Fund	Mar 15	1.63	62	15.02	-5.73%	0.52%	70.63	21.20	8.17	3.70
<b>Average</b>		<b>1.36</b>			<b>-1.29%</b>		<b>76.83</b>	<b>20.38</b>	<b>2.79</b>	<b>3.67</b>

Medium to Long Duration Fund

Scheme Name	Date of Inception	^ Expense Ratio %	As on 31st Mar 2022		% Change over a quarter		% Exposure in Holdings*			
			Corpus in crs	NAV (Rs)	Corpus	NAV	Gsec/SOV	AAA and Equivalent	AA Equivalent & Below	Avg Maturity (in yrs)
Aditya Birla Sun Life Income Fund	Oct 95	0.86	1,594	102.95	-50.42%	0.96%	54.96	45.04	0.00	3.21
Canara Robeco Income Fund	Sep 02	1.88	132	46.37	-9.52%	0.11%	61.84	38.16	0.00	3.16
HDFC Income Fund	Sep 00	2.03	548	47.77	-29.09%	-0.13%	39.98	60.02	0.00	6.82
HSBC Debt Fund	Dec 02	2.07	42	35.38	-6.45%	0.03%	93.41	6.59	0.00	4.93
ICICI Prudential Bond Fund	Aug 08	1.18	2,905	31.87	-27.51%	0.01%	34.78	65.22	0.00	5.28
IDFC Bond Fund - Income Plan	Jul 00	1.98	602	54.83	-3.43%	0.59%	97.31	2.69	0.00	4.79
JM Medium to Long Duration Fund	Apr 95	1.03	22	51.14	21.63%	0.04%	91.36	8.64	0.00	5.21
Kotak Bond Fund	Nov 99	1.74	1,865	62.91	-32.81%	0.24%	79.55	20.45	0.00	8.53
LIC MF Bond Fund	Mar 99	1.63	106	58.08	-17.36%	0.25%	83.75	16.25	0.00	2.77
Nippon India Income Fund	Dec 97	1.65	231	72.28	-10.77%	0.08%	73.85	26.15	0.00	10.11
SBI Magnum Income Fund	Nov 98	1.46	1,652	56.94	-2.89%	0.35%	33.47	19.25	47.28	6.11
Tata Income Fund	Mar 97	1.96	54	67.00	-1.25%	0.36%	19.14	80.86	0.00	5.61
UTI Bond Fund	May 98	1.65	287	55.36	-1.09%	-0.19%	68.20	14.16	17.63	6.99
<b>Average</b>		<b>1.62</b>			<b>-13.15%</b>		<b>63.97</b>	<b>31.04</b>	<b>4.99</b>	<b>5.66</b>

Dynamic Bond Fund

Scheme Name	Date of Inception	^ Expense Ratio %	As on 31st Mar 2022		% Change over a quarter		% Exposure in Holdings*			
			Corpus in crs	NAV (Rs)	Corpus	NAV	Gsec/SOV	AAA and Equivalent	AA Equivalent & Below	Avg Maturity (in yrs)
Aditya Birla Sun Life Dynamic Bond Fund	Sep 04	1.66	1,447	36.12	-6.44%	0.56%	24.50	30.43	45.07	2.97
Axis Dynamic Bond Fund	Apr 11	0.67	2,467	24.01	-7.82%	0.27%	41.09	58.91	0.00	8.18
Baroda BNP Paribas Dynamic Bond Fund	Sep 04	1.70	130	37.02	12.15%	0.56%	77.63	22.37	0.00	4.64
Canara Robeco Dynamic Bond Fund	May 09	1.75	121	24.39	-3.22%	0.25%	72.85	27.15	0.00	2.06
DSP Strategic Bond Fund	May 07	1.10	525	2705.47	-25.56%	0.32%	53.75	46.25	0.00	1.89
HDFC Dynamic Debt Fund	Apr 97	1.72	528	73.03	-25.77%	-0.34%	75.40	23.44	1.17	6.51
HSBC Flexi Debt Fund	Oct 07	1.73	55	28.92	-1.70%	0.37%	63.66	36.34	0.00	4.31
ICICI Prudential All Seasons Bond Fund	Mar 02	1.37	6,062	29.17	-8.90%	0.51%	36.48	26.12	37.40	5.88
IDBI Dynamic Bond Fund	Feb 12	1.17	19	18.04	-37.37%	0.05%	38.85	54.74	6.41	3.11
IDFC Dynamic Bond Fund	Jun 02	1.62	2,677	28.12	-6.08%	0.91%	96.84	3.16	0.00	4.13
IIFL Dynamic Bond Fund	Jun 13	0.50	689	18.02	-4.50%	1.57%	15.11	64.80	20.10	4.41
Indiabulls Dynamic Bond Fund	Dec 18	0.74	22	1231.06	-7.52%	0.66%	45.83	42.78	11.39	2.10
Kotak Dynamic Bond Fund	May 08	1.21	2,275	30.35	-27.44%	0.64%	51.90	37.80	10.30	7.15
L&T Flexi Bond Fund	Aug 06	1.62	58	23.89	-5.54%	0.03%	73.79	26.21	0.00	1.02
Mahindra Manulife Dynamic Bond Yojana	Aug 18	1.59	73	11.82	-18.68%	-0.29%	60.87	39.13	0.00	5.00
Mirae Asset Dynamic Bond Fund	Mar 17	1.10	286	13.63	1.16%	0.90%	51.17	48.83	0.00	4.76
Nippon India Dynamic Bond Fund	Nov 04	0.70	4,507	29.97	-4.14%	0.33%	96.13	3.87	0.00	8.19
PGIM India Dynamic Bond Fund	Jan 12	1.81	125	2140.07	0.41%	0.08%	30.90	69.10	0.00	2.16
Quantum Dynamic Bond Fund	May 15	0.61	86	17.01	-1.75%	0.71%	85.36	14.64	0.00	2.18
SBI Dynamic Bond Fund	Jan 04	1.65	2,389	28.40	-9.89%	0.37%	41.29	58.71	0.00	0.90
Tata Dynamic Bond Fund	Sep 03	0.73	169	33.71	-8.65%	1.08%	15.30	75.71	8.98	0.61
Union Dynamic Bond Fund	Feb 12	1.49	104	19.23	-16.39%	-0.62%	63.66	36.34	0.00	4.15
UTI Dynamic Bond Fund	Jun 10	1.60	355	23.33	3.93%	-0.26%	45.85	32.83	21.31	2.57
<b>Average</b>		<b>1.30</b>			<b>-9.12%</b>		<b>54.71</b>	<b>38.25</b>	<b>7.05</b>	<b>3.86</b>



Corporate Bond Fund

Scheme Name	Date of Inception	^ Expense Ratio %	As on 31st Mar 2022		% Change over a quarter		% Exposure in Holdings*			
			Corpus in crs	NAV (Rs)	Corpus	NAV	Gsec/SOV	AAA and Equivalent	AA Equivalent & Below	Avg Maturity (in yrs)
Aditya Birla Sun Life Corporate Bond Fund	Mar 97	0.46	15,461	90.19	-20.27%	1.18%	26.27	68.51	5.22	3.15
Axis Corporate Debt Fund	Jul 17	0.93	4,018	13.76	-14.47%	1.01%	24.73	75.27	0.00	2.52
Baroda BNP Paribas Corp Bond Fund	Nov 08	0.65	34	22.36	7.84%	0.59%	18.59	81.41	0.00	4.58
Canara Robeco Corporate Bond Fund	Feb 14	1.03	245	17.99	-6.26%	0.83%	14.67	85.33	0.00	1.46
DSP Corporate Bond Fund	Sep 18	0.49	2,484	13.19	18.51%	1.03%	29.52	70.48	0.00	3.72
Franklin India Corporate Debt Fund	Jun 97	0.84	790	80.36	-3.89%	0.84%	11.43	84.99	3.58	1.41
HDFC Corporate Bond Fund	Jun 10	0.60	23,610	26.13	-16.01%	0.85%	23.52	76.48	0.00	4.38
HSBC Corporate Bond Fund	Sep 20	0.79	212	10.62	-8.17%	0.93%	9.44	90.56	0.00	2.07
ICICI Prudential Corporate Bond Fund	Sep 04	0.60	16,858	23.66	-11.76%	0.67%	25.39	74.61	0.00	4.46
IDFC Corporate Bond Fund	Jan 16	0.60	17,740	15.73	-11.29%	0.98%	21.26	78.74	0.00	1.99
Invesco India Corporate Bond Fund	Aug 07	0.65	3,188	2583.82	-8.64%	0.92%	16.61	83.39	0.00	2.18
Kotak Corporate Bond Fund	Sep 07	0.65	11,677	3033.83	8.44%	0.96%	18.10	81.78	0.12	2.78
L&T Triple Ace Bond Fund	Mar 97	0.63	8,874	59.67	-7.78%	0.51%	25.54	74.46	0.00	6.37
Mirae Asset Corp Bond Fund	Mar 21	0.90	99	10.44	-22.12%	0.83%	5.96	94.04	0.00	1.82
Nippon India Corporate Bond Fund	Sep 00	0.62	2,387	47.77	-38.23%	1.13%	14.83	72.04	13.13	2.25
PGIM India Premier Bond Fund	Jan 03	0.87	67	35.27	0.07%	0.85%	8.12	82.79	9.09	1.72
SBI Corporate Bond Fund	Feb 19	0.80	16,380	12.58	-27.45%	0.95%	11.91	88.09	0.00	1.53
Sundaram Corporate Bond Fund	Dec 04	0.54	1,047	32.61	-1.95%	1.01%	11.93	88.07	0.00	1.21
Union Corporate Bond Fund	May 18	0.86	295	10.09	-48.62%	0.72%	15.75	84.25	0.00	2.05
UTI Corporate Bond Fund	Aug 18	0.58	3,127	13.25	-29.43%	0.88%	8.21	91.63	0.17	1.96
<b>Average</b>		<b>0.70</b>			<b>-12.07%</b>		<b>17.09</b>	<b>81.35</b>	<b>1.57</b>	<b>2.68</b>

Credit Risk Fund

Scheme Name	Date of Inception	^ Expense Ratio %	As on 31st Mar 2022		% Change over a quarter		% Exposure in Holdings*			
			Corpus in crs	NAV (Rs)	Corpus	NAV	AAA and Equivalent	AA and Equivalent	Below AA Including FD	Avg Maturity (in yrs)
Aditya Birla Sun Life Credit Risk Fund	Apr 15	1.95	1,332	16.22	-5.05%	1.22%	34.25	57.25	8.50	2.21
Axis Credit Risk Fund	Jul 15	1.68	708	17.22	-3.02%	1.16%	35.96	54.86	9.18	2.04
Baroda BNP Paribas Credit Risk Fund	Jan 15	1.71	205	17.72	-1.20%	1.38%	34.00	62.58	3.42	2.82
BOI AXA Credit Risk Fund	Feb 15	1.57	172	10.28	-	-	88.29	10.84	0.87	0.08
DSP Credit Risk Fund	May 03	1.74	267	33.03	2.08%	7.12%	42.59	57.41	0.00	1.71
HDFC Credit Risk Debt Fund	Mar 14	1.55	8,967	19.47	-0.14%	1.15%	44.80	50.87	4.33	3.30
ICICI Prudential Credit Risk Fund	Dec 10	1.56	8,333	25.18	-0.98%	1.49%	30.54	58.98	10.48	2.77
IDBI Credit Risk Fund	Mar 14	1.35	34	15.33	-12.99%	1.05%	41.97	58.03	0.00	3.93
IDFC Credit Risk Fund	Mar 17	1.62	764	13.59	-11.12%	0.68%	68.93	31.07	0.00	2.66
Invesco India Credit Risk Fund	Sep 13	1.50	127	1491.21	-4.06%	0.54%	87.41	12.59	0.00	2.16
Kotak Credit Risk Fund	May 10	1.72	1,743	24.68	-6.15%	1.22%	30.53	50.02	19.45	3.66
L&T Credit Risk Fund	Oct 09	1.66	175	23.60	-3.30%	0.68%	41.92	58.08	0.00	1.55
Nippon India Credit Risk Fund	Jun 05	1.66	1,155	27.76	4.06%	1.08%	52.59	27.11	20.31	2.28
SBI Credit Risk Fund	Jul 14	1.54	3,191	36.16	-2.97%	1.09%	47.98	41.34	10.68	1.98
UTI Credit Risk Fund	Nov 12	1.64	524	13.86	-5.45%	1.02%	35.35	56.97	7.67	2.42
<b>Average</b>		<b>1.63</b>			<b>-3.59%</b>		<b>47.81</b>	<b>45.87</b>	<b>6.33</b>	<b>2.37</b>

Banking and PSU Fund

Scheme Name	Date of Inception	^ Expense Ratio %	As on 31st Mar 2022		% Change over a quarter		% Exposure in Holdings*			
			Corpus in crs	NAV (Rs)	Corpus	NAV	Gsec/SOV	AAA and Equivalent	AA Equivalent & Below	Avg Maturity (in yrs)
Aditya Birla Sun Life Banking & PSU Debt Fund	Oct 99	0.69	11,213	296.51	-22.80%	0.98%	14.69	78.83	6.48	2.47
Axis Banking & PSU Debt Fund	Jun 12	0.62	15,532	2140.72	-2.68%	0.95%	10.98	88.05	0.97	0.81
Baroda BNP Paribas Banking and PSU Bond Fund	Dec 20	0.80	107	10.45	-38.60%	0.87%	18.47	81.53	0.00	3.71
DSP Banking & PSU Debt Fund	Sep 13	0.59	2,668	19.45	-12.85%	0.79%	20.21	79.79	0.00	1.38
Edelweiss Banking and PSU Debt Fund	Sep 13	0.64	427	20.05	-2.82%	0.57%	8.15	91.85	0.00	7.03
Franklin India Banking & PSU Debt Fund	Apr 14	0.53	783	18.25	-3.79%	0.88%	9.38	89.34	1.28	1.82
HDFC Banking and PSU Debt Fund	Mar 14	0.81	6,793	18.64	-23.01%	0.78%	11.00	82.51	6.49	3.07
ICICI Prudential Banking & PSU Debt Fund	Jan 10	0.82	10,799	26.13	-15.64%	0.63%	28.31	56.64	15.05	5.84
IDFC Banking & PSU Debt Fund	Mar 13	0.62	17,535	20.02	-3.85%	0.95%	10.36	89.64	0.00	1.02
Invesco India Banking & PSU Debt Fund	Dec 12	0.70	277	1874.23	-14.48%	0.26%	14.73	85.27	0.00	7.53

Banking and PSU Fund

Scheme Name	Date of Inception	^ Expense Ratio %	As on 31st Mar 2022		% Change over a quarter		% Exposure in Holdings*			
			Corpus in crs	NAV (Rs)	Corpus	NAV	Gsec/SOV	AAA and Equivalent	AA Equivalent & Below	Avg Maturity (in yrs)
ITI Banking & PSU Debt Fund	Oct 20	0.70	22	10.57	34.98%	0.81%	0.00	100.00	0.00	0.53
Kotak Banking & PSU Debt Fund	Dec 98	0.78	8,929	52.79	-3.52%	0.81%	22.98	66.52	10.50	4.58
L&T Banking and PSU Debt Fund	Sep 07	0.61	4,446	20.20	29.43%	0.99%	28.96	71.04	0.00	3.79
LIC MF Banking & PSU Debt Fund	May 07	0.83	1,348	28.32	-14.17%	0.76%	22.11	77.89	0.00	0.88
Mirae Asset Banking & PSU Debt Fund	Jul 20	0.82	144	10.62	-21.38%	0.74%	5.13	94.87	0.00	1.63
Nippon India Banking & PSU Debt Fund	May 15	0.76	4,302	16.85	-30.12%	0.92%	11.24	88.77	0.00	3.04
PGIM India Banking & PSU Debt Fund	Mar 13	0.81	74	19.83	-6.15%	0.76%	8.66	87.92	3.42	1.39
SBI Banking & PSU Fund	Oct 09	0.81	6,256	2548.36	-25.80%	0.92%	10.32	87.31	2.37	2.18
Sundaram Banking & PSU Debt Fund	Mar 15	0.40	673	35.00	-34.67%	1.00%	7.29	92.71	0.00	2.49
Tata Banking & PSU Debt Fund	Oct 19	0.71	309	11.73	-29.22%	0.88%	14.64	85.10	0.26	1.90
UTI Banking & PSU Debt Fund	Jan 14	0.32	290	16.72	-3.65%	0.91%	0.00	99.92	0.08	1.74
<b>Average</b>		<b>0.68</b>			<b>-11.66%</b>		<b>13.22</b>	<b>84.55</b>	<b>2.23</b>	<b>2.80</b>

Floater Fund

Scheme Name	Date of Inception	^ Expense Ratio %	As on 31st Mar 2022		% Change over a quarter		% Exposure in Holdings*			
			Corpus in crs	NAV (Rs)	Corpus	NAV	AAA and Equivalent	AA and Equivalent	Below AA Including FD	Avg Maturity (in yrs)
Aditya Birla Sun Life Floating Rate Fund	Jun 05	0.48	15,077	277.91	-8.62%	1.21%	97.84	0.00	2.16	1.63
Axis Floater Fund	Jul 21	0.73	1,057	1024.95	-37.95%	1.15%	81.66	18.34	0.00	3.73
DSP Floater Fund	Mar 21	0.55	1,948	10.47	-36.30%	0.41%	100.00	0.00	0.00	3.20
Franklin India Floating Rate Fund	Apr 01	0.97	321	32.47	-11.53%	0.82%	93.72	6.28	0.00	3.40
HDFC Floating Rate Debt Fund	Jan 05	0.48	17,379	39.60	-26.31%	0.91%	85.56	14.44	0.00	3.97
ICICI Prudential Floating Interest Fund	Mar 03	1.31	14,603	337.33	3.25%	0.46%	85.04	14.96	0.00	7.71
IDFC Floating Rate Fund	Feb 21	0.78	830	10.41	-26.77%	0.97%	90.93	9.07	0.00	1.05
Kotak Floating Rate Fund	May 09	0.62	7,212	1214.82	-14.44%	0.91%	91.03	8.97	0.00	4.17
Nippon India Floating Rate Fund	Sep 05	0.59	14,220	36.23	-24.94%	0.96%	99.95	0.00	0.05	1.67
SBI Floating Rate Debt Fund	Oct 20	0.47	2,714	10.62	-20.12%	1.01%	84.60	15.40	0.00	1.37
Tata Floating Rate Fund	Jul 21	0.72	516	10.25	0.23%	0.93%	86.28	13.72	0.00	2.68
UTI Floater Fund	Oct 18	0.86	2,476	1221.31	-18.66%	0.70%	99.83	0.00	0.17	1.35
<b>Average</b>		<b>0.71</b>			<b>-18.51%</b>		<b>91.37</b>	<b>8.43</b>	<b>0.20</b>	<b>2.99</b>

Gilt Fund

Scheme Name	Date of Inception	^ Expense Ratio %	As on 31st Mar 2022		% Change over a quarter		Avg Maturity (in yrs)
			Corpus in crs	NAV (Rs)	Corpus	NAV	
Aditya Birla SL Government Securities Fund	Sep 99	0.94	1,111	66.36	7.31%	0.62%	4.41
Axis Gilt Fund	Jan 12	1.00	128	20.44	-12.67%	0.34%	6.23
Baroda BNP Paribas Gilt Fund	Mar 02	1.88	26	34.08	-8.67%	-0.17%	5.19
Canara Robeco Gilt Fund	Dec 99	1.25	84	61.72	-14.81%	0.39%	2.46
DSP Government Securities Fund	Sep 99	1.06	414	76.29	-4.05%	0.07%	2.16
Edelweiss Government Securities Fund	Feb 14	1.34	113	19.87	-4.70%	0.27%	5.81
Franklin India Government Securities Fund	Jun 99	1.06	166	48.90	-11.13%	0.62%	1.83
HDFC Gilt Fund	Jul 01	0.89	1,533	44.89	0.58%	0.06%	6.24
ICICI Prudential Gilt Fund	Aug 99	1.12	2,268	80.69	-28.26%	-0.18%	9.24
IDBI Gilt Fund	Dec 12	1.17	17	17.43	-23.22%	-0.35%	2.68
IDFC Gov Sec. Fund-Inv Plan	Mar 04	1.26	1,444	28.80	-1.52%	0.98%	4.15
Invesco India Gilt Fund	Feb 08	1.25	21	2268.58	-1.59%	-0.53%	2.96
Kotak Gilt Fund	Dec 98	1.44	1,702	78.49	-15.25%	0.20%	9.66
L&T Gilt Fund	Mar 00	1.70	243	54.48	-4.77%	-0.57%	1.52
LIC MF Gilt Fund	Nov 99	1.48	55	49.25	-23.29%	0.36%	1.85
Nippon India Gilt Securities Fund	Aug 08	1.56	1,260	30.93	-6.46%	-0.03%	5.55
PGIM India Gilt Fund	Oct 08	1.46	149	24.60	-0.80%	-0.11%	2.88
SBI Magnum Gilt Fund	Dec 00	0.94	3,554	52.17	-0.63%	0.36%	1.20
Tata Gilt Securities Fund	Sep 99	1.73	215	62.73	10.36%	-0.31%	3.12
UTI Gilt Fund	Jan 02	0.94	664	50.38	8.84%	-0.23%	3.13
<b>Average</b>		<b>1.27</b>			<b>-6.74%</b>		<b>4.11</b>

Gilt Fund with 10 yr constant duration

Scheme Name	Date of Inception	^ Expense Ratio %	As on 31st Mar 2022		% Change over a quarter		Avg Maturity (in yrs)
			Corpus in crs	NAV (Rs)	Corpus	NAV	
DSP 10Y G-Sec Fund	Sep 99	0.51	57	17.51	-20.18%	-1.08%	9.06
ICICI Prudential Constant Maturity Gilt Fund	Nov 03	0.39	311	19.62	-9.77%	-0.31%	9.56
IDFC Government Securities Fund - Constant Maturity Plan	Sep 14	0.64	223	36.40	-21.18%	-0.65%	9.19
SBI Magnum Constant Maturity Fund	Apr 01	0.64	671	50.81	-5.51%	-0.57%	9.62
<b>Average</b>		<b>0.55</b>			<b>-14.16%</b>		<b>9.36</b>

## SIP RETURN AS ON 31ST MAR 2022

Starting - April Month of	2021	2020	2019	2018	2017	2016	2015	2012	2010	2007	2002
Years	1	2	3	4	5	6	7	10	12	15	20
Invested Amount	120,000	240,000	360,000	480,000	600,000	720,000	840,000	1,200,000	1,440,000	1,800,000	2,400,000
Schemes (Diversified Equity Schemes)	Returns % - CAGR										
Aditya Birla Sun Life Dividend Yield Fund - Gr	12.32	30.15	25.01	19.49	15.33	13.89	12.78	12.28	11.67	12.45	NA
Aditya Birla Sun Life Equity Advantage Fund - Gr	2.46	27.10	23.11	18.94	15.51	14.61	14.15	15.71	15.01	14.14	15.55
Aditya Birla Sun Life Flexi Cap Fund - Gr	7.43	27.54	22.85	18.92	16.06	15.40	15.10	16.31	15.62	14.81	18.01
Aditya Birla Sun Life Focused Equity Fund - Gr	8.40	24.59	20.64	17.60	15.12	14.41	13.82	14.35	14.10	13.84	NA
Aditya Birla Sun Life Frontline Equity Fund - Gr	9.24	26.45	21.50	17.69	15.05	14.23	13.63	14.08	13.78	13.84	NA
Aditya Birla Sun Life Midcap Fund - Gr	13.75	38.26	29.11	21.86	17.01	15.43	14.53	15.91	15.21	15.03	NA
Aditya Birla Sun Life Pure Value Fund - Gr	2.16	27.50	21.73	15.24	11.07	10.33	10.24	13.76	13.91	NA	NA
Aditya Birla Sun Life Small Cap Fund - Gr	-0.69	36.00	27.53	19.58	14.50	13.25	12.94	15.21	14.79	NA	NA
Axis Bluechip Fund - Gr	3.88	19.44	18.02	16.90	16.19	16.20	15.58	15.30	14.73	NA	NA
Axis Flexi Cap Fund - Gr	5.53	22.58	20.32	18.51	NA	NA	NA	NA	NA	NA	NA
Axis Focused 25 Fund - Gr	-1.51	19.32	18.13	16.33	15.18	15.55	15.40	NA	NA	NA	NA
Axis Growth Opportunities Fund - Gr	11.73	32.95	29.42	NA	NA	NA	NA	NA	NA	NA	NA
Axis MidCap Fund - Gr	8.86	29.62	27.50	24.02	21.70	20.77	19.35	19.78	NA	NA	NA
Axis Small Cap Fund - Gr	21.36	45.79	37.49	31.83	26.99	24.67	22.86	NA	NA	NA	NA
Baroda BNP Paribas Focused Fund - Gr	9.58	22.98	19.70	16.68	NA	NA	NA	NA	NA	NA	NA
Baroda BNP Paribas Large Cap Fund - Gr	8.13	22.02	19.52	17.61	15.49	14.86	14.00	14.37	14.14	13.41	NA
Baroda BNP Paribas Mid Cap Fund - Gr	10.48	35.00	30.21	24.59	19.75	18.04	16.80	18.07	17.99	17.17	NA
Baroda BNP Paribas Multi Cap Fund - Gr Plan	20.47	38.65	30.92	24.93	20.44	18.57	17.06	15.68	14.27	13.30	NA
Baroda Large Cap Fund - Gr	-3.84	17.22	15.91	14.16	12.40	11.96	11.37	11.44	NA	NA	NA
Baroda Mid-cap Fund - Gr	9.35	37.48	32.37	25.50	20.70	18.93	16.98	13.15	NA	NA	NA
BNP Paribas Multi Cap Fund - Gr	4.87	28.00	22.83	19.05	15.78	15.01	14.25	14.84	14.49	14.75	NA
BOI AXA Large & Mid Cap Equity Fund - Reg Gr	5.09	25.43	22.28	18.05	14.88	14.00	13.18	12.73	12.03	NA	NA
BOI AXA Small Cap Fund - Gr	20.53	52.72	47.47	NA	NA	NA	NA	NA	NA	NA	NA
Canara Robeco Bluechip Equity Fund - Gr	5.17	21.98	21.05	19.11	17.39	16.84	16.04	15.10	NA	NA	NA
Canara Robeco Emerging Equities Fund - Gr	7.67	28.67	25.55	21.40	18.21	17.78	17.30	20.35	19.99	19.73	NA
Canara Robeco Flexi Cap Fund - Gr	7.55	25.56	23.23	20.39	18.24	17.70	16.66	15.61	14.83	14.79	NA
Canara Robeco Small Cap Fund - Gr	37.76	63.60	50.88	NA	NA	NA	NA	NA	NA	NA	NA
DSP Equity Opportunities Fund - Gr	-0.34	23.71	20.74	17.77	15.18	14.71	14.50	15.44	14.73	14.35	17.48
DSP Flexi Cap Fund - Reg. Plan - IDCW	-0.73	22.80	20.35	18.03	15.77	15.34	14.81	15.00	14.19	14.04	18.20
DSP Focus Fund - Gr	-1.07	18.12	15.68	13.86	12.09	11.70	11.38	12.59	NA	NA	NA
DSP Midcap Fund - Reg Gr	-3.17	19.75	19.83	17.37	14.83	14.51	14.49	16.95	16.45	16.81	NA
DSP Small Cap Fund - Gr	18.59	47.30	38.72	29.83	23.15	20.43	19.10	21.65	20.69	NA	NA
DSP Top 100 Equity Fund Gr	-1.90	16.64	14.04	12.30	10.79	10.54	10.32	10.66	10.43	10.69	NA
Edelweiss Flexi Cap Fund - Gr	11.17	29.20	23.59	19.37	16.77	16.34	15.62	NA	NA	NA	NA
Edelweiss Large & Mid Cap Fund - Regular Gr	9.74	29.53	25.03	20.97	18.24	17.29	16.27	15.71	14.81	NA	NA
Edelweiss Large Cap Fund - Gr	7.21	23.03	19.78	16.98	15.28	14.83	14.13	14.09	13.71	NA	NA
Edelweiss Mid Cap Fund - Regular Gr	9.66	37.44	32.10	25.71	21.19	19.74	18.46	19.97	19.36	NA	NA
Edelweiss Small Cap Fund - Gr	19.55	50.55	42.17	NA	NA	NA	NA	NA	NA	NA	NA
Franklin India Bluechip Fund Gr	2.19	24.40	20.58	16.82	14.22	13.24	12.56	12.53	12.09	12.25	15.55
Franklin India Equity Advantage Fund - Gr	5.42	30.76	23.65	18.48	15.29	14.04	13.08	13.83	13.45	13.50	NA
Franklin India Flexi Cap Fund - Gr	11.66	33.14	26.54	21.11	17.60	16.12	15.07	15.54	15.08	14.80	17.83
Franklin India Focused Equity Fund - Gr	10.41	32.89	25.55	21.08	17.68	16.50	15.52	17.02	16.71	NA	NA
Franklin India Prima Fund Gr	-1.64	24.43	20.74	16.91	14.11	13.49	13.24	16.12	16.25	16.32	18.52
Franklin India Smaller Companies Fund - Gr	12.61	44.23	32.65	23.98	18.59	16.63	15.70	18.38	18.36	18.03	NA
HDFC Capital Builder Value Fund - Gr	12.22	30.66	23.70	18.24	15.21	14.55	14.02	14.73	14.26	14.29	17.38
HDFC Flexi Cap Fund - Gr	17.28	35.39	25.77	20.52	17.16	16.18	15.33	14.95	14.14	14.39	18.01
HDFC Focused 30 Fund - Gr	21.68	36.02	25.70	19.59	15.42	14.07	13.17	13.07	12.06	12.08	NA
HDFC Large and Mid Cap Fund - Gr	13.37	35.23	27.67	22.21	18.49	16.94	15.61	13.60	12.53	11.65	13.07
HDFC Mid Cap Opportunities Fund - Gr	9.72	34.19	28.08	22.06	18.00	16.79	16.15	17.99	17.81	NA	NA
HDFC Small Cap Fund - Gr	7.49	44.05	33.03	24.31	19.98	19.05	18.33	18.29	17.17	NA	NA
HDFC Top 100 Fund - IDCW	12.40	28.12	20.45	16.37	13.88	13.36	12.93	12.92	12.41	12.77	16.97
HSBC Flexi Cap Fund - Gr	10.16	27.82	22.75	18.15	15.00	14.06	13.46	14.05	13.62	12.88	NA
HSBC Large and Mid Cap Equity Fund - Gr	8.95	28.16	23.30	NA	NA	NA	NA	NA	NA	NA	NA
HSBC Large Cap Equity Fund - Gr	6.24	21.61	18.63	16.16	14.21	13.85	13.48	13.04	12.23	11.48	NA
HSBC Small Cap Equity Fund - Gr	12.40	44.98	34.99	25.62	19.49	17.34	16.04	17.31	15.99	14.36	NA
ICICI Prudential Bluechip Fund - Gr	13.13	28.16	22.83	18.96	16.48	15.78	15.13	14.91	14.45	NA	NA
ICICI Prudential Dividend Yield Equity Fund - Gr	24.50	43.10	31.82	23.77	18.70	17.06	16.02	NA	NA	NA	NA
ICICI Prudential Focused Equity Fund - Retail Gr	11.55	29.23	25.56	20.83	17.73	16.26	15.26	14.29	13.55	NA	NA
ICICI Prudential Large & Mid Cap Fund - Gr	16.89	36.45	28.05	22.35	18.39	16.87	15.90	14.99	14.41	13.88	16.02
ICICI Prudential MidCap Fund - Gr	8.59	36.18	28.75	22.41	18.16	16.91	15.86	17.55	16.76	15.81	NA
ICICI Prudential Multicap Fund - Gr	9.62	30.16	23.23	18.68	15.95	14.99	14.36	14.96	14.40	13.91	16.53
ICICI Prudential Smallcap Fund - Gr	19.25	51.92	39.68	31.20	24.54	21.82	19.74	17.95	16.92	NA	NA
ICICI Prudential Value Discovery Fund Gr	20.39	36.78	30.59	24.26	20.17	18.09	16.59	17.27	16.95	17.74	NA
IDBI Dividend Yield Fund - Gr	9.52	25.15	23.18	NA	NA	NA	NA	NA	NA	NA	NA
IDBI Flexi Cap Fund - Gr	13.97	30.32	25.15	20.38	17.23	15.87	14.66	NA	NA	NA	NA
IDBI Focused 30 Equity Fund - Gr	13.00	26.29	22.16	18.01	NA	NA	NA	NA	NA	NA	NA
IDBI India Top 100 Equity Fund - Gr	11.38	27.87	23.72	20.09	16.84	15.52	14.40	NA	NA	NA	NA
IDBI Long Term Value Fund - Gr	10.30	28.64	23.01	NA	NA	NA	NA	NA	NA	NA	NA
IDBI Midcap Fund - Gr	-2.68	24.00	21.68	16.98	13.53	NA	NA	NA	NA	NA	NA
IDBI Small Cap Fund - Gr	23.85	50.51	37.88	NA	NA	NA	NA	NA	NA	NA	NA
IDFC Core Equity Fund - Regular Plan - Gr	8.05	28.67	22.97	18.34	15.28	14.62	14.14	13.80	13.03	12.08	NA
IDFC Flexi Cap Fund - Regular Gr	8.66	25.33	19.83	15.97	13.31	12.59	11.86	13.52	13.72	14.95	NA
IDFC Focused Equity Fund - Regular Gr	7.01	20.10	17.98	14.57	12.27	12.59	12.32	11.92	11.16	10.82	NA
IDFC Large Cap Fund - Regular Gr	8.17	22.88	20.04	17.05	14.90	14.40	13.76	12.79	12.12	11.53	NA
IDFC Sterling Value Fund - Regular Gr	18.12	50.14	36.36	26.64	20.94	19.41	18.10	17.48	16.67	NA	NA
IIFL Focused Equity Fund - Gr	8.36	28.85	26.18	23.98	21.07	19.80	18.84	NA	NA	NA	NA
Indiabulls Blue Chip Fund - Gr	4.54	18.09	14.56	12.51	11.12	11.15	11.09	11.35	NA	NA	NA
Indiabulls Value Fund - Gr	6.97	23.41	19.50	14.79	11.16	10.24	NA	NA	NA	NA	NA
Invesco India Contra Fund - Gr	7.23	25.36	22.45	18.76	16.63	16.37	15.97	17.23	16.42	16.08	NA
Invesco India Growth Opportunities Fund - Gr	5.04	22.31	19.10	16.35	14.68	14.63	14.20	14.90	14.39	NA	NA
Invesco India Largecap Fund - Gr	10.14	25.50	21.35	17.97	15.76	14.95	14.18	14.16	13.50	NA	NA
Invesco India Midcap Fund - Gr	9.89	31.45	27.86	23.05	19.67	18.55	17.50	18.79	18.32	18.16	NA
Invesco India Multicap Fund - Gr	4.30	28.18	24.23	19.52	16.20	15.31	14.54	16.49	16.54	NA	NA
Invesco India Smallcap Fund - Gr	14.83	43.81	36.16	NA	NA	NA	NA	NA	NA	NA	NA
JM Core 11 Fund - Reg Gr	9.12	20.91	14.89	12.16	10.36	10.74	11.16	12.59	11.78	NA	NA
JM Flexicap Fund - Gr	12.08	29.18	23.46	20.00	17.05	16.55	16.00	16.19	14.88	NA	NA



SIP RETURN AS ON 31ST MAR 2022

Starting - April Month of	2021	2020	2019	2018	2017	2016	2015	2012	2010	2007	2002
Years	1	2	3	4	5	6	7	10	12	15	20
Invested Amount	120,000	240,000	360,000	480,000	600,000	720,000	840,000	1,200,000	1,440,000	1,800,000	2,400,000
Schemes (Diversified Equity Schemes)	Returns % - CAGR										
JM Large Cap Fund - Gr	10.36	20.08	18.10	15.47	13.54	12.74	11.89	11.83	11.10	9.93	11.22
JM Value Fund - Gr Option	9.79	30.28	24.29	19.95	16.50	15.90	15.56	15.98	14.57	11.91	9.74
Kotak Bluechip Fund - Gr	6.75	24.82	21.57	18.64	16.29	15.39	14.57	14.40	13.67	13.00	NA
Kotak Emerging Equity Fund - Gr	11.06	37.43	31.34	25.66	21.23	19.66	18.77	20.31	19.35	17.91	NA
Kotak Equity Opportunities Fund - Gr	10.91	28.21	24.03	20.56	17.56	16.74	16.08	16.32	15.50	14.78	NA
Kotak Flexicap Fund - Gr	6.29	22.81	18.95	16.40	14.45	14.27	14.09	15.57	15.23	NA	NA
Kotak Focused Equity Fund - Gr	10.16	27.52	NA	NA	NA	NA	NA	NA	NA	NA	NA
Kotak India EQ Contra Fund - Gr	9.61	27.84	22.99	19.31	17.24	16.76	16.06	15.33	14.57	13.94	NA
Kotak Smallcap Fund - Gr	17.74	55.32	45.01	35.35	28.29	25.12	23.14	22.22	20.65	19.15	NA
L&T Emerging Businesses Fund - Gr	23.79	55.94	40.40	29.25	22.95	21.50	20.65	NA	NA	NA	NA
L&T Flexicap Fund - Gr	5.99	22.87	19.03	15.43	13.12	12.62	12.11	12.81	12.44	12.69	NA
L&T Focused Equity Fund - Gr	0.25	17.21	16.05	NA	NA	NA	NA	NA	NA	NA	NA
L&T India Large Cap Fund - Gr	7.28	22.73	18.95	16.33	14.31	13.67	12.95	13.04	12.51	NA	NA
L&T India Value Fund - Gr	13.24	33.60	26.60	20.97	17.02	16.01	15.42	17.54	17.08	NA	NA
L&T Large and Midcap Fund - Gr	10.52	25.02	20.77	16.64	13.68	13.24	12.71	13.54	13.40	13.49	NA
L&T Midcap Fund - Gr	4.67	25.81	22.19	17.52	14.26	14.19	14.13	17.33	16.91	16.65	NA
LIC MF Flexi Cap Fund - Gr	2.30	17.15	14.72	13.11	11.40	10.76	10.10	9.96	9.54	9.16	10.36
LIC MF Large & Mid Cap Fund - Gr	13.12	29.42	24.01	20.09	17.13	16.60	16.14	NA	NA	NA	NA
LIC MF Large Cap Fund - Gr	8.76	23.03	19.38	17.05	15.07	14.32	13.46	13.14	12.42	11.77	NA
Mahindra Manulife Mid Cap Unnati Yojana - Gr	12.97	37.12	31.22	25.23	NA	NA	NA	NA	NA	NA	NA
Mahindra Manulife Multi Cap Badhat Yojana - Gr	15.96	38.51	32.18	26.71	NA	NA	NA	NA	NA	NA	NA
Mirae Asset Emerging Bluechip Fund - Gr	6.21	30.24	27.23	23.82	20.70	20.23	19.93	22.63	NA	NA	NA
Mirae Asset Focused Fund - Gr	6.99	29.98	NA	NA	NA	NA	NA	NA	NA	NA	NA
Mirae Asset Large Cap Fund - Gr	7.31	24.26	20.48	17.73	15.77	15.61	15.32	16.34	15.97	NA	NA
Mirae Asset Midcap Fund - Gr	11.07	39.33	NA	NA	NA	NA	NA	NA	NA	NA	NA
Motilal Oswal Flexi Cap Fund - Gr	-9.21	9.97	9.50	8.31	7.22	8.13	8.80	NA	NA	NA	NA
Motilal Oswal Focused 25 Fund - Gr	-4.55	12.91	13.69	12.93	11.66	11.86	11.64	NA	NA	NA	NA
Motilal Oswal Large and Mid-Cap Fund - Gr	1.40	26.42	NA	NA	NA	NA	NA	NA	NA	NA	NA
Motilal Oswal Midcap 30 Fund - Gr	27.26	43.71	32.43	25.53	20.55	18.22	16.68	NA	NA	NA	NA
Navi Flexi Cap Fund - Gr	9.00	25.72	20.40	NA	NA	NA	NA	NA	NA	NA	NA
Navi Large & Midcap Fund - Gr	14.35	32.97	25.21	20.63	17.16	16.13	NA	NA	NA	NA	NA
Navi Large Cap Equity Fund - Gr	4.38	21.76	18.22	15.45	13.15	12.70	12.35	12.39	NA	NA	NA
Nippon India Focused Equity Fund - Gr	12.46	34.96	27.99	22.41	18.34	17.02	16.10	17.63	16.94	16.35	NA
Nippon India Growth Fund - Gr	12.37	37.63	31.03	25.34	21.00	19.48	18.21	17.72	16.44	15.62	20.17
Nippon India Large Cap Fund - Gr	15.82	31.87	23.15	18.42	15.70	15.12	14.37	14.75	14.29	NA	NA
Nippon India Multi Cap Fund - Gr	24.92	43.34	29.58	22.59	18.57	17.04	15.49	15.04	14.72	15.36	NA
Nippon India Small Cap Fund - Gr	22.40	55.81	44.07	33.39	26.81	24.79	23.37	24.97	NA	NA	NA
Nippon India Value Fund - Gr	14.70	35.49	28.18	22.68	18.96	17.78	16.60	16.35	15.35	15.02	NA
Nippon India Vision Fund Gr	11.18	30.52	24.16	19.32	15.26	13.97	12.95	13.07	12.26	11.78	15.37
Parag Parikh Flexi Cap Fund - Reg Gr	12.63	32.82	31.07	26.93	23.91	22.42	21.00	NA	NA	NA	NA
PGIM India Flexi Cap Fund - Gr	6.16	32.93	31.08	26.39	22.28	20.60	19.02	NA	NA	NA	NA
PGIM India Large Cap Fund - Gr	-2.25	16.86	15.13	13.46	11.94	11.70	11.31	12.08	11.64	11.22	NA
PGIM India Midcap Opportunities Fund - Gr	14.20	46.92	43.40	34.74	28.10	24.81	22.22	NA	NA	NA	NA
Quant Active Fund - Gr	20.84	50.30	44.26	35.98	30.47	27.61	25.27	23.30	20.88	18.43	18.53
Quant Focused fund - G	10.27	32.00	27.91	22.62	19.08	17.62	16.66	17.98	17.16	NA	NA
Quant Large and Mid Cap Fund - Gr	24.24	37.01	32.40	26.36	21.63	19.72	18.81	19.63	18.03	16.59	NA
Quant Mid Cap Fund - Gr - A	32.14	53.17	45.03	35.25	29.24	25.85	22.99	19.13	17.35	14.94	13.27
Quant Small Cap Fund - Gr	16.07	70.66	61.34	45.37	35.95	30.12	26.28	20.08	17.87	15.99	14.98
SBI Blue Chip Fund - Gr	7.25	25.09	21.01	17.81	15.34	14.46	13.85	14.73	14.46	13.84	NA
SBI Contra Fund - Regular IDCW	15.75	43.55	35.26	27.29	21.84	19.45	17.72	15.98	14.54	13.18	17.53
SBI Flexicap Fund - Gr	10.92	28.87	23.00	19.22	16.45	15.68	15.17	16.31	15.58	14.32	NA
SBI Focused Equity Fund - Regular Plan - Gr	7.06	27.34	23.38	20.49	18.42	17.76	17.08	17.29	17.20	17.47	NA
SBI Large & Midcap Fund - IDCW	13.47	33.69	26.89	21.98	18.66	17.41	16.38	16.75	15.97	15.18	18.77
SBI Magnum MidCap Fund - Gr	12.91	41.26	34.18	26.86	21.25	18.57	17.04	18.70	18.30	17.05	NA
SBI Small Cap Fund - Gr	11.79	39.52	34.13	27.62	23.16	22.31	21.47	24.52	23.43	NA	NA
Sundaram Dividend Yield Fund - Gr	7.61	26.13	23.12	19.09	16.59	16.34	15.89	15.18	14.22	13.69	NA
Sundaram Focused Fund - Gr	10.64	28.75	25.34	21.74	18.90	17.78	16.76	15.85	14.86	14.41	NA
Sundaram Large & Midcap Fund - Gr	12.67	30.91	24.02	19.81	17.27	16.75	16.08	16.10	14.99	13.86	NA
Sundaram Mid Cap Fund - Gr	8.77	30.40	23.45	17.89	14.04	13.04	12.67	15.44	15.33	15.74	NA
Sundaram Multi Cap Fund - Gr	16.66	35.85	28.39	22.41	18.57	17.69	16.97	17.03	16.27	14.78	15.32
Sundaram Small Cap Fund - Gr	14.09	46.59	35.72	26.32	19.58	17.17	15.63	17.32	16.39	15.85	NA
Tata Equity P/E Fund Gr	10.04	24.09	19.79	15.84	13.22	13.22	13.38	15.30	14.77	14.73	NA
Tata Flexi Cap Fund - Gr	4.23	19.92	17.86	NA	NA	NA	NA	NA	NA	NA	NA
Tata Large & Mid Cap Fund - Gr	4.80	23.93	20.81	18.34	15.92	15.04	14.29	14.73	14.26	13.68	NA
Tata Large Cap Fund - Gr	9.46	27.35	21.39	17.90	15.33	14.41	13.58	13.18	12.66	12.49	16.07
Tata Mid Cap Growth Fund - Gr	9.90	32.55	27.82	23.39	19.45	18.19	16.96	18.51	17.87	17.01	NA
Tata Small Cap Fund - Gr	7.37	43.51	35.67	NA	NA	NA	NA	NA	NA	NA	NA
Taurus Discovery (Midcap) Fund - Gr	6.19	27.28	25.44	20.80	17.56	16.89	16.18	17.39	16.65	14.98	14.61
Taurus Flexi Cap Fund - Gr	12.96	24.93	18.70	14.47	11.65	10.95	10.25	10.39	10.10	10.10	14.07
Taurus Largecap Equity Fund - Gr	8.78	21.39	17.17	14.17	11.85	11.08	10.29	10.30	9.72	9.17	NA
Templeton India Equity Income Fund - Gr	16.69	39.39	31.57	24.93	20.64	18.98	17.73	16.26	15.29	14.83	NA
Templeton India Value Fund - Gr	13.68	39.09	29.30	21.98	17.35	15.85	14.87	14.37	13.43	13.19	15.94
Union Flexi Cap Fund - Gr	7.51	27.92	24.64	21.05	18.17	16.88	15.57	13.95	NA	NA	NA
Union Largecap Fund - Gr	6.91	23.82	20.19	17.07	14.50	NA	NA	NA	NA	NA	NA
Union Small Cap Fund - Gr	16.47	46.59	39.31	30.62	24.27	21.40	19.19	NA	NA	NA	NA
Union Value Discovery Fund - Gr	12.13	28.74	24.22	NA	NA	NA	NA	NA	NA	NA	NA
UTI Core Equity Fund - Gr	5.33	30.70	24.77	19.45	15.91	14.68	13.67	13.29	12.73	12.08	NA
UTI Dividend Yield Fund - Gr	10.35	29.70	25.22	20.59	17.68	16.62	15.64	14.31	13.27	13.31	NA
UTI Flexi Cap Fund - Gr	-0.59	25.16	24.27	21.15	19.16	18.18	17.10	16.52	15.84	15.54	NA
UTI Master Share - Gr	9.05	26.41	22.61	19.10	16.81	15.90	14.96	14.48	13.73	13.21	NA
UTI Mid Cap Fund - Gr	7.16	33.65	30.17	24.02	19.47	17.65	16.38	18.41	17.95	17.74	NA
UTI Value Opportunities Fund - Gr	7.76	27.27	23.59	19.78	17.19	16.06	14.95	13.83	13.35	13.66	NA
Average Return of Above Funds	10.15	31.45	26.24	21.04	17.57	16.52	15.68	15.91	15.22	14.51	16.27
Maximum Return	37.76	70.66	61.34	45.37	35.95	30.12	26.28	24.97	23.43	19.73	20.17
Minimum Return	-9.21	9.97	9.50	8.31	7.22	8.13	8.80	9.96	9.54	9.16	9.74
Universe	168	168	164	151	145	143	141	125	115	88	28



## SIP RETURN AS ON 31ST MAR 2022

## ELSS / Tax Savings Schemes

Starting - April Month of	2021	2020	2019	2018	2017	2016	2015	2012	2010	2007	2002
Years	1	2	3	4	5	6	7	10	12	15	20
Invested Amount	120,000	240,000	360,000	480,000	600,000	720,000	840,000	1,200,000	1,440,000	1,800,000	2,400,000
Returns % - CAGR											
Aditya Birla Sun Life Tax Relief 96 Fund - IDCW	-2.97	11.33	11.05	9.28	8.39	9.03	9.33	12.41	12.42	12.30	14.63
Axis Long Term Equity Fund - Gr	-3.32	18.36	17.44	16.02	14.99	15.00	14.48	16.63	16.82	NA	NA
Baroda BNP Paribas ELSS Fund - Gr	4.90	20.76	18.92	16.89	14.59	14.00	13.19	14.12	14.09	13.47	NA
BOI AXA Tax Advantage Fund - Regular Gr	5.84	29.77	28.77	24.34	20.74	19.79	18.54	17.54	16.26	NA	NA
Canara Robeco Equity Tax Saver Fund - IDCW	7.11	27.38	25.03	21.70	19.27	18.28	17.10	16.08	15.22	15.26	17.51
DSP Tax Saver Fund - Gr	7.80	29.92	24.99	21.37	18.23	17.24	16.63	17.13	16.43	15.88	NA
Edelweiss Long Term Equity Fund (Tax Savings) - Gr	10.30	26.61	21.63	17.80	14.92	14.10	13.23	13.61	13.25	NA	NA
Franklin India Taxshield - Gr	8.65	30.43	23.21	18.44	15.48	14.30	13.46	14.31	14.11	14.27	16.91
HDFC TaxSaver - IDCW	15.27	29.00	21.06	15.99	12.72	12.03	11.51	12.04	11.65	12.11	16.35
HSBC Tax Saver Equity Fund - Gr	12.30	28.61	22.64	18.36	15.05	14.32	13.75	14.20	13.85	13.60	NA
ICICI Prudential Long Term Equity Fund - Regular Gr	12.37	30.44	24.40	20.05	17.35	16.12	15.18	15.45	14.98	15.18	18.20
IDBI Equity Advantage Fund - Gr	10.57	23.69	18.93	15.28	13.05	12.50	11.85	NA	NA	NA	NA
IDFC Tax Advantage (ELSS) Fund - Regular Gr	16.63	41.41	32.37	25.17	20.74	19.50	18.20	17.91	17.08	NA	NA
Invesco India Tax Plan - Gr	5.87	24.86	21.92	18.56	16.49	15.93	15.27	16.19	15.72	15.77	NA
JM Tax Gain Fund - Gr Option	9.91	29.79	24.51	20.89	18.02	17.43	16.66	16.74	15.54	NA	NA
Kotak Tax Saver - Gr	13.28	30.32	24.83	21.15	18.10	17.12	16.25	16.13	15.08	14.00	NA
L&T Tax Advantage Fund - Gr	7.62	24.97	20.43	16.22	13.52	13.26	13.02	13.82	13.37	13.60	NA
LIC MF Tax Plan Gr	9.83	25.10	19.64	16.56	14.56	14.13	13.45	13.76	13.08	12.08	NA
Mahindra Manulife ELSS Kar Bachat Yojana - Gr	12.87	32.23	25.88	20.69	16.77	NA	NA	NA	NA	NA	NA
Mirae Asset Tax Saver Fund - Gr	7.26	29.66	26.19	22.70	20.02	19.81	NA	NA	NA	NA	NA
Motilal Oswal Long Term Equity Fund - Gr	-1.26	21.92	18.32	15.29	12.98	13.25	13.49	NA	NA	NA	NA
Nippon India Tax Saver Fund - Gr	13.71	33.34	23.51	17.21	12.73	11.45	10.67	12.42	12.62	13.10	NA
PGIM India ELSS Tax Saver Fund - Gr	17.28	34.46	27.63	22.43	18.86	17.64	NA	NA	NA	NA	NA
Quant Tax Plan Gr	22.13	54.79	47.69	38.44	31.85	28.61	26.71	24.22	20.86	17.33	16.27
SBI Long Term Equity Fund - IDCW	6.86	25.97	21.88	17.77	14.73	13.67	12.78	13.22	12.92	12.50	17.84
Sundaram Tax Savings Fund - Gr	12.55	30.04	24.70	19.61	16.29	15.75	15.29	15.86	15.36	14.01	15.64
Tata India Tax Savings Fund Regular Plan - IDCW	13.86	28.45	22.44	18.57	15.75	15.17	14.74	15.76	15.28	14.73	16.51
Taurus Tax Shield - Gr	7.91	21.54	18.20	15.08	13.39	13.43	13.14	13.16	12.47	12.51	NA
Union Long Term Equity Fund - Gr	10.05	28.92	25.21	21.31	18.21	16.68	15.21	14.02	NA	NA	NA
UTI Long Term Equity Fund (Tax Saving) - Gr	5.10	26.55	23.36	19.64	16.78	15.77	14.88	14.45	13.65	12.82	NA
Average Return of Above Funds	9.34	28.38	23.70	19.59	16.65	15.87	14.92	15.42	14.81	14.02	16.72
Maximum Return	22.13	54.79	47.69	38.44	31.85	28.61	26.71	24.22	20.86	17.33	18.20
Minimum Return	-3.32	11.33	11.05	9.28	8.39	9.03	9.33	12.04	11.65	12.08	14.63
Universe	30	30	30	30	30	29	27	25	24	19	9
S&P BSE SENSEX TRI	12.36	26.32	21.95	19.14	17.59	17.08	16.22	14.95	14.08	13.35	NA
NIFTY 50 TRI	11.79	27.28	22.52	19.28	17.32	16.68	15.87	14.71	13.84	13.12	14.90
NIFTY 500 TRI	10.99	29.65	24.57	20.35	17.59	16.83	16.06	15.36	14.41	13.61	15.45

## Aggressive Hybrid Schemes

Starting - April Month of	2021	2020	2019	2018	2017	2016	2015	2012	2010	2007	2002
Years	1	2	3	4	5	6	7	10	12	15	20
Invested Amount	120,000	240,000	360,000	480,000	600,000	720,000	840,000	1,200,000	1,440,000	1,800,000	2,400,000
Returns % - CAGR											
Aditya Birla Sun Life Equity Hybrid 95 Fund - Gr	11.97	25.50	20.14	16.14	13.43	12.52	12.04	12.85	12.64	12.95	15.09
Axis Equity Hybrid Fund - Gr	6.68	19.53	17.43	NA	NA	NA	NA	NA	NA	NA	NA
Baroda BNP Paribas Aggressive Hybrid Fund - Gr	7.21	19.95	18.54	17.14	15.43	NA	NA	NA	NA	NA	NA
BOI AXA Mid & Small Cap Equity & Debt Fund - Gr	15.13	37.84	32.81	25.26	20.56	NA	NA	NA	NA	NA	NA
Canara Robeco Equity Hybrid Fund - Gr	6.35	19.13	18.30	16.60	15.00	14.52	13.97	14.36	14.01	NA	NA
DSP Equity & Bond Fund - Gr	1.07	17.96	16.96	15.52	13.75	13.29	12.98	13.61	13.03	12.84	14.92
Franklin India Equity Hybrid Fund - Gr	3.33	19.88	17.32	14.89	13.01	12.23	11.73	12.70	12.56	12.35	13.95
HDFC Hybrid Equity Fund - Gr	9.85	24.39	20.03	16.79	14.44	13.80	13.37	14.27	14.12	14.69	NA
HSBC Equity Hybrid Fund - Gr	6.44	18.36	16.71	NA	NA	NA	NA	NA	NA	NA	NA
ICICI Prudential Equity & Debt Fund - Regular Gr	23.48	37.21	28.73	23.34	19.68	18.16	17.15	16.70	16.26	15.57	16.06
IDBI Hybrid Equity Fund - Gr	7.70	18.13	16.27	13.07	10.83	NA	NA	NA	NA	NA	NA
IDFC Hybrid Equity Fund - Regular Plan - Gr	7.81	23.97	19.94	16.25	13.58	NA	NA	NA	NA	NA	NA
Indiabulls Equity Hybrid Fund - Gr	4.48	17.07	14.71	NA	NA	NA	NA	NA	NA	NA	NA
Invesco India Equity And Bond Fund - Gr	3.49	15.52	13.62	NA	NA	NA	NA	NA	NA	NA	NA
JM Equity Hybrid Fund - Gr	4.40	23.89	22.22	17.26	14.40	13.08	12.03	11.58	11.16	10.22	10.40
Kotak Equity Hybrid Fund - Gr	10.23	26.33	22.44	19.32	16.45	15.23	14.47	NA	NA	NA	NA
L&T Hybrid Equity Fund - Gr	5.59	18.61	16.26	13.69	11.73	11.39	11.10	12.66	NA	NA	NA
Mahindra Manulife Hybrid Equity Nivesh Yojana - Gr	12.44	26.69	NA	NA	NA	NA	NA	NA	NA	NA	NA
Mirae Asset Hybrid - Equity Fund - Gr	6.52	20.02	17.87	15.95	14.36	14.06	NA	NA	NA	NA	NA
Motilal Oswal Equity Hybrid Fund - Gr	-0.86	11.38	12.24	NA	NA	NA	NA	NA	NA	NA	NA
Navi Equity Hybrid Fund - Gr	8.85	18.37	14.89	12.88	NA	NA	NA	NA	NA	NA	NA
Nippon India Equity Hybrid Fund - Gr	8.96	24.28	16.10	11.61	9.23	8.83	8.66	10.17	10.38	11.39	NA
PGIM India Hybrid Equity Fund - Gr	-3.44	14.47	13.32	11.64	10.15	9.67	9.17	9.83	9.48	9.30	NA
SBI Equity Hybrid Fund - Gr	10.00	21.64	18.56	16.58	14.94	14.33	13.74	14.56	14.26	13.69	NA
Sundaram Aggressive Hybrid Fund - Gr	8.36	21.94	18.80	15.37	13.40	13.34	13.27	13.69	13.25	12.66	13.49
Tata Hybrid Equity Fund - Regular Plan - Gr	6.89	20.69	17.15	14.47	12.35	11.46	10.84	12.06	12.27	12.71	15.07
Union Hybrid Equity Fund - Gr	5.78	NA	NA	NA	NA	NA	NA	NA	NA	NA	NA
UTI Hybrid Equity Fund - Gr	8.17	24.82	20.61	16.53	13.77	12.85	12.29	12.18	11.72	11.51	12.34
Average Return of Above Funds	7.39	21.77	18.61	16.28	14.10	13.11	12.52	13.03	12.80	12.62	14.09
Maximum Return	23.48	37.84	32.81	25.26	20.56	18.16	17.15	16.70	16.26	15.57	16.06
Minimum Return	-3.44	11.38	12.24	11.61	9.23	8.83	8.66	9.83	9.48	9.30	10.40





## SIP SUMMARY AS ON 31ST MAR 2022

## SIP SUMMARY

Starting - April Month of	2021	2020	2019	2018	2017	2016	2015	2012	2010	2007	2002
Years	1	2	3	4	5	6	7	10	12	15	20
Invested Amount	120,000	240,000	360,000	480,000	600,000	720,000	840,000	1,200,000	1,440,000	1,800,000	2,400,000
<b>Returns % CAGR</b>											
Average of Largecap Funds	7.60	24.60	20.51	17.50	15.20	14.58	13.95	14.01	13.61	12.83	15.30
Average of Flexi/Multicap Funds	9.26	29.10	24.59	20.59	17.37	16.41	15.59	15.79	14.85	14.23	16.15
Average of Mid/Smallcap Funds	11.95	40.98	34.51	26.19	21.18	19.52	18.21	18.84	17.77	16.59	16.75
Average of All Diversified Equity Funds	10.15	31.45	26.24	21.04	17.57	16.52	15.68	15.91	15.22	14.51	16.27
Average of ELSS	9.34	28.38	23.70	19.59	16.65	15.87	14.92	15.42	14.81	14.02	16.72
Average of Aggressive Hybrid Funds	7.39	21.77	18.61	16.28	14.10	13.11	12.52	13.03	12.80	12.62	14.09
<b>Investment Value ₹</b>											
Average of Largecap Funds	124,624	302,328	483,744	675,847	874,458	1,115,842	1,376,425	2,485,820	3,416,216	5,097,601	13,730,742
Average of Flexi/Multicap Funds	125,620	314,275	511,368	716,421	921,668	1,178,192	1,458,755	2,734,041	3,706,407	5,748,235	15,258,690
Average of Mid/Smallcap Funds	127,221	346,587	582,727	794,853	1,010,433	1,292,105	1,600,759	3,219,956	4,502,516	7,053,616	16,444,352
Average of All Diversified Equity Funds	126,082	320,576	522,787	722,528	926,302	1,182,250	1,463,303	2,752,177	3,799,143	5,890,657	15,487,340
Average of ELSS	125,620	312,346	505,215	703,064	905,824	1,159,550	1,424,509	2,681,300	3,697,781	5,643,797	16,374,855
Average of Aggressive Hybrid Funds	124,458	294,908	471,225	660,294	851,185	1,067,662	1,308,283	2,359,314	3,239,141	5,004,223	11,833,328

**DEFINITION OF LARGE CAP, MID CAP AND SMALL CAP:**

- **Large Cap:** 1st -100th company in terms of full market capitalization
- **Mid Cap:** 101st -250th company in terms of full market capitalization
- **Small Cap:** 251st company onwards in terms of full market capitalization

**SCHEME CLASSIFICATION:****Equity Schemes:**

**Flexi Cap Fund:** An open ended equity scheme investing across large cap, mid cap, small cap stocks, Minimum investment in equity & equity related instruments 65% of total assets

**Multi Cap Funds:** Minimum investment in equity & equity related instruments 75% of total assets, with a minimum 25% allocation to large, mid and small cap stocks

**Large Cap Fund:** An open ended equity scheme predominantly investing in large cap stocks, Minimum investment in equity & equity related instruments of large cap companies 80% of total assets

**Large & Mid Cap Fund:** An open ended equity scheme investing in both large cap and mid cap stocks, Minimum investment in equity & equity related instruments of large cap companies 35% of total assets & mid cap companies 35% of total assets

**Mid Cap Fund:** An open ended equity scheme predominantly investing in mid cap stocks, Minimum investment in equity & equity related instruments of mid cap companies 65% of total assets

**Small cap Fund:** An open ended equity scheme predominantly investing in small cap stocks, Minimum investment in equity & equity related instruments of small cap companies 65% of total assets

**Dividend Yield Fund:** An open ended equity scheme predominantly investing in dividend yielding stocks, Minimum investment in equity 65% of total assets

**Value Fund:** An open ended equity scheme following a value investment strategy, Minimum investment in equity & equity related instruments 65% of total assets

**Contra Fund:** An open ended equity scheme following contrarian investment strategy, Minimum investment in equity & equity related instruments 65% of total assets

**Focused Fund:** An open ended equity scheme investing in maximum 30 stocks (where the scheme intends to focus, multi cap, large cap, mid cap, small cap), Minimum investment in equity & equity related instruments 65% of total assets

**Sectoral/ Thematic:** An open ended equity scheme investing in Sector / Theme, Minimum investment in equity & equity related instruments of a particular sector / particular theme 80% of total assets

**ELSS:** An open ended equity linked saving scheme with a statutory lock in of 3 years and tax benefit, Minimum investment in equity & equity related instruments 80% of total assets

**Debt Schemes:**

**Overnight Fund:** Investment in overnight securities having maturity of 1 day

**Liquid Fund:** Investment in Debt and money market securities with maturity of upto 91 days only

**Ultra Short Duration Fund :** Investment in Debt & Money Market instruments such that the Macaulay duration of the portfolio is between 3 - 6 months

**Low Duration Fund:** Investment in Debt & Money Market instruments such that the Macaulay duration of the portfolio is between 6 - 12 months

**Money Market Fund:** Investment in Money Market instruments having maturity upto 1 year

**Short Duration FundL:** Investment in Debt & Money Market instruments such that the Macaulay duration of the portfolio is between 1 - 3 years

**Medium Duration Fund:** Investment in Debt & Money Market instruments such that the Macaulay duration of the portfolio is between 3 - 4 years. Portfolio Macaulay duration under anticipated adverse situation is 1 year to 4 years.

**Medium to Long Duration Fund:** Investment in Debt & Money Market instruments such that the Macaulay duration of the portfolio is between 4 - 7 years. Portfolio Macaulay duration under anticipated adverse situation is 1 year to 7 years.

**Long Duration Fund:** Investment in Debt & Money Market Instruments such that the Macaulay duration of the portfolio is greater than 7 years

**Dynamic Bond Fund:** Investment across duration

**Corporate Bond Fund:** Minimum investment in corporate bonds 80% of total assets (only in AA+ and above rated corporate bonds)

**Credit Risk Fund:** Minimum investment in corporate bonds 65% of total assets [only in AA (excluding AA+) and below rated corporate bonds]

**Banking and PSU Fund:** Minimum investment in Debt instruments of banks, Public Sector Undertakings, Public Financial Institutions and Municipal Bonds - 80% of total assets

**Gilt Fund:** Minimum investment in Gsecs 80% of total assets (across maturity)

**Gilt Fund with 10 year constant duration :** Minimum investment in Gsecs 80% of total assets such that the Macaulay duration of the portfolio is equal to 10 years

**Floater Fund:** Minimum investment in floating rate instruments (including fixed rate instruments converted to floating rate exposures using swaps/ derivatives) - 65% of total assets

*Macaulay Duration : It is the weighted average term to maturity of the cash flows from an instrument. The weight of each cash flow is determined by dividing the present value of the cash flow by the price. Macaulay duration is a measure of interest rate sensitivity of a Fixed income instrument. Higher the Macaulay duration, higher would be the interest rate risk.*

**Hybrid Schemes:**

**Conservative Hybrid Fund:** An open ended hybrid scheme investing predominantly in debt instruments, Investment in equity & equity related instruments between 10% and 25% of total assets; Debt instruments between 75% and 90% of total assets

**Aggressive Hybrid Fund:** An open ended hybrid scheme investing predominantly in equity and equity related instruments, Equity & Equity related instruments between 65% and 80% of total assets; Debt instruments between 20% 35% of total assets

**Dynamic Asset Allocation or Balanced Advantage:** An open ended dynamic asset allocation fund, Investment in equity / debt that is managed dynamically

**Multi Asset Allocation:** An open ended scheme investing in three different asset classes with a minimum allocation of at least 10% each in all three asset classes

**Arbitrage Fund:** An open ended scheme investing in arbitrage opportunities. Minimum investment in equity & equity related instruments 65% of total assets

**Equity Savings:** An open ended scheme investing in equity,

arbitrage and debt, Minimum investment in equity & equity related instruments 65% of total assets and debt 10% of total assets

### Solution Oriented Schemes :

**Retirement Fund:** An open ended retirement solution oriented scheme having a lock-in of 5 years or till retirement age (whichever is earlier)

**Children's Fund:** An open ended fund for investment for children having a lock-in for at least 5 years or till the child attains age of majority (whichever is earlier)

### Other Schemes:

**Index Funds/ ETFs:** Minimum investment in securities of a particular index (which is being replicated / tracked) 95% of total assets

**FoFs (Overseas/ Domestic):** An open ended fund of fund scheme. Minimum investment in the underlying fund 95% of total assets

## How To Read Fund Performance Scorecard

**Rank:** Higher the return, Higher the rank, i.e. scheme with the highest return will have the first rank. If a scheme has higher ranks (Rank 1 or 2) in all the given periods, then that scheme is considered to be a good performing as well as consistent scheme.

**Quartile:** Performance for the period is differentiated in four quartiles. First quartile represents best performing schemes (top 25% schemes), while last or fourth quartile represents relatively worst performing schemes for the period. **If a scheme remains in first or second quartile for all the given periods, then the performance of the scheme is considered as consistent & above average.** For further filtration, risk ratio should be considered.

**Standard Deviation:** Standard Deviation is absolute measure of volatility. It suggests the deviation of returns from its mean.

**Beta:** It is the measure of the volatility of a security or a portfolio as compared to the market as a whole. Beta signifies the risk or volatility relative to the Benchmark Indices. By definition, benchmark index holds Beta of 1. For example - If a fund's Beta is 1.2, it simply means that the fund is 1.2 times more volatile than the benchmark index.

**Sharpe Ratio:** The Sharpe ratio, also known as Reward to Risk Ratio, measures the risk-adjusted performance. It indicates the excess return per unit of risk associated with the excess return.

To calculate Sharpe ratio, risk free rate is subtracted from portfolio returns and dividing the result by the standard deviation of the portfolio returns. **The higher the Sharpe Ratio, the better the performance.** A negative Sharpe indicates that a rational investor would choose risk-less asset over the risky investment under analysis.

**Treynor Ratio:** The Treynor ratio, also known as the Reward to Volatility ratio, measures returns earned in excess of that which could have been earned on a risk-less investment per each unit of market risk. To calculate Treynor ratio, risk free rate is subtracted from portfolio returns and dividing the result by the Beta of the portfolio returns. Treynor ratio is a risk-adjusted measure of return based on systematic risk. It is similar to the Sharpe ratio, but the Treynor ratio uses beta as the measurement of volatility whereas Sharpe ratio uses Standard Deviation. **The higher Treynor Ratio score means better the fund.**

**Alpha:** The excess return of the fund relative to the return of the benchmark index is a fund's alpha. Alpha is the actual return in excess to what was predicted using the CAPM model. Alpha is often considered to represent the value that a portfolio manager adds to or subtracts from a fund's return. **The higher Alpha score means better the fund.**

**Diversification** - A risk management technique that mixes a wide variety of investments within a portfolio. The rationale behind this technique contends that a portfolio of different kinds of investments will, on average, yield higher returns and pose a lower risk than any individual investment found within the portfolio. Diversification strives to smooth out unsystematic risk events in a portfolio so that the positive performance of some investments will neutralize the negative performance of others. Therefore, the benefits of diversification will hold only if the securities in the portfolio are not perfectly correlated (ideally perfectly negatively correlated).

**Risk Adjusted Returns** - We should know that how much risk is involved in producing an investment's return. The return generated in excess of risk is known as Risk Adjusted Return and is generally expressed as a number or rating. Risk-adjusted returns are applied to individual securities and investment funds and portfolios. There are five principal risk measures: Alpha, Beta, R-squared, Standard Deviation and the Sharpe ratio. Each risk measure is unique in how it measures risk.

\*Returns calculated on Absolute basis for less than 1 year period for Equity oriented, ELSS and Balanced schemes. For definitions see page no. 30.

Large Cap Fund

Scheme Name	CAGR Returns %				Quartile			
	1 Yr	3 Yr	5 Yr	10 Yr	1 Yr	3 Yr	5 Yr	10 Yr
Aditya Birla Sun Life Frontline Equity Fund - Gr *	20.11	14.04	11.81	14.99	1	3	3	1
Axis Bluechip Fund - Gr *	15.68	16.41	16.45	15.72	4	1	1	1
Baroda BNP Paribas Large Cap Fund - Gr *	17.63	16.39	13.28	14.89	3	1	2	2
Canara Robeco Bluechip Equity Fund - Gr *	15.76	17.94	15.49	14.40	4	1	1	2
DSP Top 100 Equity Fund Gr *	10.31	10.47	9.29	10.82	4	4	4	4
Edelweiss Large Cap Fund - Gr *	17.22	14.81	13.66	14.32	3	2	1	2
Franklin India Bluechip Fund Gr *	14.63	13.02	10.84	12.31	4	3	4	4
HDFC Top 100 Fund - Gr *	20.85	11.20	11.55	13.11	1	4	3	3
HSBC Large Cap Equity Fund - Gr *	14.91	13.99	12.06	12.51	4	3	3	3
ICICI Prudential Bluechip Fund - Gr *	22.28	15.65	13.81	14.90	1	1	1	1
IDBI India Top 100 Equity Fund - Gr *	23.82	17.97	12.69	N.A.	1	1	2	-
IDFC Large Cap Fund - Regular Gr *	18.86	14.67	12.91	12.35	2	2	2	4
Indiabulls Blue Chip Fund - Gr *	13.45	9.89	10.18	11.53	4	4	4	4
Invesco India Largecap Fund - Gr *	24.36	15.03	13.26	14.17	1	2	2	2
ITI Large Cap Fund - Gr *	8.43	N.A.	N.A.	N.A.	4	-	-	-
JM Large Cap Fund - Gr *	18.64	13.93	10.98	11.61	2	3	4	4
Kotak Bluechip Fund - Gr *	17.33	16.21	13.40	14.24	3	1	2	2
L&T India Large Cap Fund - Gr *	17.31	13.93	12.03	13.00	3	3	3	3
LIC MF Large Cap Fund - Gr *	19.70	15.55	12.81	12.96	2	2	2	3
Mahindra Manulife Large Cap Pragati Yojana - Gr *	18.93	15.19	N.A.	N.A.	2	2	-	-
Mirae Asset Large Cap Fund - Gr *	18.18	14.67	14.18	16.87	2	2	1	1
Navi Large Cap Equity Fund - Gr *	16.47	13.00	10.54	12.33	3	4	4	4
Nippon India Large Cap Fund - Gr *	25.07	12.41	12.87	15.05	1	4	2	1
PGIM India Large Cap Fund - Gr *	10.90	11.73	10.41	12.91	4	4	4	3
SBI Blue Chip Fund - Gr *	16.13	15.19	12.37	15.88	3	2	3	1
Sundaram Large Cap Fund - Gr *	19.55	N.A.	N.A.	N.A.	2	-	-	-
Tata Large Cap Fund - Gr *	20.36	14.45	12.36	13.15	1	3	3	3
Taurus Largecap Equity Fund - Gr *	17.24	11.33	8.81	10.16	3	4	4	4
Union Largecap Fund - Gr *	18.99	14.54	N.A.	N.A.	2	3	-	-
UTI Master Share - Gr *	19.73	16.25	13.96	14.04	2	1	1	2
<b>Average of Large Cap Funds</b>	<b>17.76</b>	<b>14.28</b>	<b>12.38</b>	<b>13.53</b>				
<b>NIFTY 50 TRI</b>	<b>20.26</b>	<b>15.87</b>	<b>15.15</b>	<b>14.08</b>				
<b>S&amp;P BSE 100 TRI</b>	<b>20.66</b>	<b>15.93</b>	<b>14.75</b>	<b>14.38</b>				
<b>Universe</b>	<b>30</b>	<b>28</b>	<b>26</b>	<b>25</b>				

Large & Mid Cap Fund

Scheme Name	CAGR Returns %				Quartile			
	1 Yr	3 Yr	5 Yr	10 Yr	1 Yr	3 Yr	5 Yr	10 Yr
Aditya Birla Sun Life Equity Advantage Fund - Gr *	19.01	16.65	11.76	16.27	4	3	4	2
Axis Growth Opportunities Fund - Gr *	29.38	24.54	N.A.	N.A.	1	1	-	-
Baroda BNP Paribas Large & Mid Cap Fund - Gr *	28.90	N.A.	N.A.	N.A.	1	-	-	-
BOI AXA Large & Mid Cap Equity Fund - Reg Gr *	22.91	17.11	11.88	12.55	2	2	4	4
Canara Robeco Emerging Equities Fund - Gr *	22.52	18.71	15.09	21.07	2	1	1	1
DSP Equity Opportunities Fund - Gr *	16.05	15.25	12.36	15.86	4	4	3	2
Edelweiss Large & Mid Cap Fund - Regular Gr *	20.87	18.40	15.45	15.18	3	1	1	3
Franklin India Equity Advantage Fund - Gr *	21.32	13.66	11.27	14.39	3	4	4	3
HDFC Large and Mid Cap Fund - Gr *	26.72	16.94	13.69	12.62	2	2	2	4
HSBC Large and Mid Cap Equity Fund - Gr *	20.89	16.34	N.A.	N.A.	3	3	-	-
ICICI Prudential Large & Mid Cap Fund - Gr *	30.15	17.73	12.74	14.51	1	2	3	3
IDFC Core Equity Fund - Regular Plan - Gr *	20.51	14.42	11.99	13.76	4	4	3	4
Invesco India Growth Opportunities Fund - Gr *	17.05	13.79	13.93	15.22	4	4	2	2
Kotak Equity Opportunities Fund - Gr *	20.06	17.58	13.98	16.18	4	2	2	2
L&T Large and Midcap Fund - Gr *	21.80	13.94	10.62	14.43	3	4	4	3
LIC MF Large & Mid Cap Fund - Gr *	25.43	17.97	13.89	N.A.	2	2	2	-
Mahindra Manulife Top 250 Nivesh Yojana - Gr *	30.69	N.A.	N.A.	N.A.	1	-	-	-
Mirae Asset Emerging Bluechip Fund - Gr *	21.07	21.15	17.45	23.34	3	1	1	1
Motilal Oswal Large and Mid-Cap Fund - Gr *	17.64	N.A.	N.A.	N.A.	4	-	-	-
Navi Large & Midcap Fund - Gr *	26.72	16.29	12.38	N.A.	2	3	3	-
Nippon India Vision Fund Gr *	22.30	15.67	10.72	12.39	3	3	4	4
Quant Large and Mid Cap Fund - Gr *	35.17	23.21	15.12	17.84	1	1	1	1
SBI Large & Midcap Fund - Gr *	27.01	17.94	14.73	16.85	1	2	1	1
Sundaram Large & Midcap Fund - Gr *	24.28	16.28	14.25	15.24	2	3	2	2
Tata Large & Mid Cap Fund - Gr *	13.82	16.41	13.16	14.93	4	3	3	3
Union Large & Midcap Fund - Gr *	22.65	N.A.	N.A.	N.A.	2	-	-	-
UTI Core Equity Fund - Gr *	21.65	15.04	11.49	12.96	3	4	4	4
<b>Average of Large &amp; Mid Cap Funds</b>	<b>23.21</b>	<b>17.17</b>	<b>13.24</b>	<b>15.56</b>				
<b>NIFTY 100 TRI</b>	<b>20.63</b>	<b>15.73</b>	<b>14.67</b>	<b>14.46</b>				
<b>S&amp;P BSE 200 TRI</b>	<b>21.26</b>	<b>16.82</b>	<b>14.99</b>	<b>14.89</b>				
<b>Universe</b>	<b>27</b>	<b>23</b>	<b>21</b>	<b>19</b>				

## Multi Cap Fund

Scheme Name	CAGR Returns %				Rank				Quartile			
	1 Yr	3 Yr	5 Yr	10 Yr	1 Yr	3 Yr	5 Yr	10 Yr	1 Yr	3 Yr	5 Yr	10 Yr
Baroda BNP Paribas Multi Cap Fund - Gr Plan *	34.03	21.01	14.55	14.29	3	3	3	6	2	2	2	4
ICICI Prudential Multicap Fund - Gr *	23.15	13.96	11.56	15.30	6	7	6	4	3	4	4	3
Invesco India Multicap Fund - Gr *	22.62	17.15	12.47	17.87	7	5	5	2	4	3	4	2
ITI Multi Cap Fund - Gr *	1.67	N.A.	N.A.	N.A.	8	-	-	-	4	-	-	-
Mahindra Manulife Multi Cap Badhat Yojana - Gr *	33.64	23.85	N.A.	N.A.	4	2	-	-	2	2	-	-
Nippon India Multi Cap Fund - Gr *	34.37	14.74	13.64	15.21	2	6	4	5	1	4	3	4
Quant Active Fund - G *	41.79	32.23	23.80	20.72	1	1	1	1	1	1	1	1
Sundaram Multi Cap Fund - Gr *	31.49	18.02	14.68	17.25	5	4	2	3	3	3	2	2
<b>Average of Multi Cap Funds</b>	<b>27.85</b>	<b>20.14</b>	<b>15.12</b>	<b>16.77</b>								
<b>NIFTY 500 TRI</b>	<b>22.29</b>	<b>16.80</b>	<b>14.56</b>	<b>14.76</b>								
<b>Universe</b>	<b>8</b>	<b>7</b>	<b>6</b>	<b>6</b>								

## Flexi Cap Fund

Scheme Name	CAGR Returns %				Quartile			
	1 Yr	3 Yr	5 Yr	10 Yr	1 Yr	3 Yr	5 Yr	10 Yr
Aditya Birla Sun Life Flexi Cap Fund - Gr *	21.28	15.69	12.64	16.94	2	3	3	1
Axis Flexi Cap Fund - Gr *	19.56	17.69	N.A.	N.A.	3	2	N.A.	N.A.
BOI AXA Flexi Cap Fund - Gr *	31.00	N.A.	N.A.	N.A.	1	N.A.	N.A.	N.A.
Canara Robeco Flexi Cap Fund - Gr *	20.82	17.98	16.21	14.85	3	2	1	3
DSP Flexi Cap Fund - Reg. Plan - Gr *	15.00	17.29	14.21	14.71	4	2	2	3
Edelweiss Flexi Cap Fund - Gr *	21.63	15.93	14.59	N.A.	2	3	2	N.A.
Franklin India Flexi Cap Fund - Gr *	23.57	16.17	12.78	15.66	2	2	3	2
HDFC Flexi Cap Fund - Gr *	26.82	13.94	13.21	14.40	1	3	3	3
HSBC Flexi Cap Fund - Gr *	22.35	13.49	11.12	14.24	2	3	4	3
IDBI Flexi Cap Fund - Gr *	28.03	18.36	13.39	N.A.	1	1	3	N.A.
IDFC Flexi Cap Fund - Regular Gr *	19.85	12.77	10.45	15.02	3	4	4	2
JM Flexicap Fund - Gr *	21.02	18.17	13.76	15.52	3	2	2	2
Kotak Flexicap Fund - Gr *	15.59	13.49	12.58	16.55	4	3	3	1
L&T Flexicap Fund - Gr *	17.97	12.46	10.54	13.17	3	4	4	4
LIC MF Flexi Cap Fund - Gr *	12.94	11.71	8.88	10.29	4	4	4	4
Motilal Oswal Flexi Cap Fund - Gr *	2.37	7.53	7.21	N.A.	4	4	4	N.A.
Navi Flexi Cap Fund - Gr *	21.87	13.80	N.A.	N.A.	2	3	N.A.	N.A.
Parag Parikh Flexi Cap Fund - Reg Gr *	30.19	25.71	20.41	N.A.	1	1	1	N.A.
PGIM India Flexi Cap Fund - Gr *	26.22	24.04	16.93	N.A.	1	1	1	N.A.
Quant Flexi Cap Fund - Gr *	46.72	30.22	20.07	17.23	1	1	1	1
SBI Flexicap Fund - Gr *	21.32	16.00	13.46	16.58	2	2	2	1
Shriram Flexi Cap Fund - Gr	14.98	10.57	N.A.	N.A.	4	4	N.A.	N.A.
Tata Flexi Cap Fund - Gr *	15.52	14.07	N.A.	N.A.	4	3	N.A.	N.A.
Taurus Flexi Cap Fund - Gr *	21.19	10.17	8.40	10.94	3	4	4	4
Union Flexi Cap Fund - Gr *	22.38	18.80	14.24	12.94	2	1	2	4
UTI Flexi Cap Fund - Gr *	15.31	19.31	16.41	16.14	4	1	1	2
<b>Average of Flexi Cap Funds</b>	<b>21.37</b>	<b>16.21</b>	<b>13.40</b>	<b>14.70</b>				
<b>NIFTY 500 TRI</b>	<b>22.29</b>	<b>16.80</b>	<b>14.56</b>	<b>14.76</b>				
<b>Universe</b>	<b>12</b>	<b>12</b>	<b>9</b>	<b>6</b>				

## Mid Cap Fund

Scheme Name	CAGR Returns %				Quartile			
	1 Yr	3 Yr	5 Yr	10 Yr	1 Yr	3 Yr	5 Yr	10 Yr
Aditya Birla Sun Life Midcap Fund - Gr *	30.72	16.18	10.75	15.91	1	4	4	4
Axis MidCap Fund - Gr *	23.38	22.73	19.37	20.18	3	1	1	1
Baroda BNP Paribas Mid-cap Fund - Gr *	24.07	22.44	14.00	19.11	3	2	2	2
DSP Midcap Fund - Reg Gr *	13.00	16.28	11.83	17.51	4	4	4	4
Edelweiss Mid Cap Fund - Regular Gr *	25.66	22.79	16.49	20.62	2	1	1	1
Franklin India Prima Fund Gr *	13.73	13.57	10.65	18.05	4	4	4	3
HDFC Mid Cap Opportunities Fund - Gr *	23.67	17.22	12.76	18.63	3	3	3	2
ICICI Prudential MidCap Fund - Gr *	24.79	17.84	12.79	17.84	2	3	3	3
IDBI Midcap Fund - Gr *	14.25	14.45	9.13	N.A.	4	4	4	-
Invesco India Midcap Fund - Gr *	23.50	20.06	15.66	19.30	3	3	2	2
ITI Mid Cap Fund - Reg Gr *	7.15	N.A.	N.A.	N.A.	4	-	-	-
Kotak Emerging Equity Fund - Gr *	24.43	22.43	15.24	20.05	2	2	2	1
L&T Midcap Fund - Gr *	15.81	14.32	11.63	18.42	4	4	4	3
Mahindra Manulife Mid Cap Unnati Yojana - Gr *	28.42	22.64	N.A.	N.A.	1	1	-	-
Mirae Asset Midcap Fund - Gr *	27.89	N.A.	N.A.	N.A.	2	-	-	-
Motilal Oswal Midcap 30 Fund - Gr *	38.22	20.87	13.12	N.A.	1	2	3	-
Nippon India Growth Fund - Gr *	29.16	21.46	15.81	16.54	1	2	1	4
PGIM India Midcap Opportunities Fund - Gr *	35.25	31.98	18.36	N.A.	1	1	1	-
Quant Mid Cap Fund - Gr *	48.91	29.53	21.38	16.04	1	1	1	4
SBI Magnum MidCap Fund - Gr *	26.51	21.90	12.99	20.14	2	2	3	1
Sundaram Mid Cap Fund - Gr *	21.06	13.85	9.38	16.77	4	4	4	4
Tata Mid Cap Growth Fund - Gr *	22.83	19.53	14.83	18.75	3	3	2	2
Taurus Discovery (Midcap) Fund - Gr *	19.59	18.44	14.49	18.40	4	3	2	3
Union Midcap Fund - Gr *	27.06	N.A.	N.A.	N.A.	2	-	-	-
UTI Mid Cap Fund - Gr *	22.63	21.34	13.70	19.39	3	2	3	2
<b>Average of Mid Cap Funds</b>	<b>24.47</b>	<b>20.08</b>	<b>14.02</b>	<b>18.43</b>				
<b>NIFTY MIDCAP 100 TRI</b>	<b>26.65</b>	<b>18.81</b>	<b>12.66</b>	<b>15.79</b>				
<b>Universe</b>	<b>25</b>	<b>22</b>	<b>21</b>	<b>18</b>				

## Small Cap Fund

Scheme Name	CAGR Returns %				Quartile			
	1 Yr	3 Yr	5 Yr	10 Yr	1 Yr	3 Yr	5 Yr	10 Yr
Aditya Birla Sun Life Small Cap Fund - Gr *	21.19	12.80	8.18	15.95	4	4	4	4
Axis Small Cap Fund - Gr *	40.21	30.08	20.61	N.A.	2	1	1	-
BOI AXA Small Cap Fund - Gr *	43.21	34.96	N.A.	N.A.	1	1	-	-
Canara Robeco Small Cap Fund - Gr *	57.21	32.06	N.A.	N.A.	1	1	-	-
DSP Small Cap Fund - Gr *	39.21	25.04	13.71	21.99	2	2	3	2
Edelweiss Small Cap Fund - Gr *	37.04	29.36	N.A.	N.A.	3	2	-	-
Franklin India Smaller Companies Fund - Gr *	31.37	17.07	11.41	20.47	4	4	4	2
HDFC Small Cap Fund - Gr *	34.35	16.64	16.13	17.91	3	4	2	3
HSBC Small Cap Equity Fund - Gr *	33.78	19.12	11.73	16.52	4	4	4	4
ICICI Prudential Smallcap Fund - Gr *	39.70	26.48	15.64	16.81	2	2	3	3
IDBI Small Cap Fund - Gr *	40.54	22.12	N.A.	N.A.	2	3	-	-
IDFC Emerging Businesses Fund - Gr *	32.12	N.A.	N.A.	N.A.	4	-	-	-
Invesco India Smallcap Fund - Gr *	35.58	24.89	N.A.	N.A.	3	3	-	-
ITI Small Cap Fund - Gr *	8.76	N.A.	N.A.	N.A.	4	-	-	-
Kotak Smallcap Fund - Gr *	36.44	31.23	18.60	20.71	3	1	2	2
L&T Emerging Businesses Fund - Gr *	49.28	21.57	16.49	N.A.	1	3	2	-
Nippon India Small Cap Fund - Gr *	44.12	28.00	19.77	24.93	1	2	2	1
Quant Small Cap Fund - Gr *	57.82	36.12	21.73	15.13	1	1	1	4
SBI Small Cap Fund - Gr	28.26	24.96	20.15	25.03	4	3	1	1
Sundaram Small Cap Fund - Gr *	37.13	19.70	10.65	17.55	2	4	4	3
Tata Small Cap Fund - Gr *	33.95	24.23	N.A.	N.A.	3	3	-	-
Union Small Cap Fund - Gr *	37.05	27.41	16.00	N.A.	3	2	3	-
UTI Small Cap Fund - Gr *	37.15	N.A.	N.A.	N.A.	2	-	-	-
<b>Average of Small Cap Funds</b>	<b>37.19</b>	<b>25.19</b>	<b>15.77</b>	<b>19.36</b>				
<b>S&amp;P BSE SMALL CAP TRI</b>	<b>37.69</b>	<b>24.59</b>	<b>15.37</b>	<b>16.83</b>				
<b>Universe</b>	<b>23</b>	<b>20</b>	<b>14</b>	<b>11</b>				

## Focused Fund

Scheme Name	CAGR Returns %				Quartile			
	1 Yr	3 Yr	5 Yr	10 Yr	1 Yr	3 Yr	5 Yr	10 Yr
Aditya Birla Sun Life Focused Equity Fund - Gr *	19.63	14.86	12.11	15.08	3	3	3	3
Axis Focused 25 Fund - Gr *	15.02	16.61	15.30	N.A.	4	2	2	-
Baroda BNP Paribas Focused Fund - Gr *	19.71	14.91	N.A.	N.A.	3	3	-	-
DSP Focus Fund - Gr *	11.40	12.32	9.97	12.91	4	4	4	3
Franklin India Focused Equity Fund - Gr *	24.00	16.10	13.43	18.20	1	2	2	2
HDFC Focused 30 Fund - Gr *	30.36	13.40	10.30	12.05	1	4	4	4
HSBC Focused Equity Fund - Gr *	20.60	N.A.	N.A.	N.A.	3	-	-	-
ICICI Prudential Focused Equity Fund - Retail Gr *	23.94	16.88	13.16	13.61	1	2	3	3
IDBI Focused 30 Equity Fund - Gr *	22.95	15.23	N.A.	N.A.	2	3	-	-
IDFC Focused Equity Fund - Regular Gr *	16.26	13.41	12.07	11.30	4	4	3	4
IIFL Focused Equity Fund - Gr *	22.50	22.60	17.18	N.A.	2	1	1	-
Invesco India Focused 20 Equity Fund - Gr *	23.18	N.A.	N.A.	N.A.	2	-	-	-
JM Core 11 Fund - Reg Gr *	15.74	7.27	9.57	12.79	4	4	4	4
Kotak Focused Equity Fund - Gr *	20.01	N.A.	N.A.	N.A.	3	-	-	-
L&T Focused Equity Fund - Gr *	11.72	12.95	N.A.	N.A.	4	4	-	-
Mahindra Manulife Focused Equity Yojana - Gr *	27.02	N.A.	N.A.	N.A.	1	-	-	-
Mirae Asset Focused Fund - Gr *	21.17	N.A.	N.A.	N.A.	3	-	-	-
Motilal Oswal Focused 25 Fund - Gr *	5.63	13.42	10.93	N.A.	4	3	4	-
Nippon India Focused Equity Fund - Gr *	21.85	17.51	13.42	18.40	2	2	2	1
Quant Focused fund - Gr *	22.67	19.95	14.46	18.52	2	1	2	1
SBI Focused Equity Fund - Regular Plan - Gr *	24.81	18.22	16.82	18.02	1	1	1	2
Sundaram Focused Fund - Gr *	23.19	19.99	15.55	15.20	1	1	1	2
Tata Focused Equity Fund - Gr *	22.58	N.A.	N.A.	N.A.	2	-	-	-
Union Focused Fund - Gr *	20.04	N.A.	N.A.	N.A.	3	-	-	-
<b>Average of Focused Funds</b>	<b>20.25</b>	<b>15.63</b>	<b>13.16</b>	<b>15.10</b>				
<b>NIFTY 50 TRI</b>	<b>20.26</b>	<b>15.87</b>	<b>15.15</b>	<b>14.08</b>				
<b>S&amp;P BSE SENSEX TRI</b>	<b>19.50</b>	<b>16.11</b>	<b>15.95</b>	<b>14.44</b>				
<b>Universe</b>	<b>24</b>	<b>17</b>	<b>14</b>	<b>11</b>				

## Value Fund

Scheme Name	CAGR Returns %				Quartile			
	1 Yr	3 Yr	5 Yr	10 Yr	1 Yr	3 Yr	5 Yr	10 Yr
Aditya Birla Sun Life Pure Value Fund - Gr *	19.11	10.30	6.48	15.79	3	4	4	2
DSP Value Fund - Gr *	18.54	N.A.	N.A.	N.A.	4	-	-	-
HDFC Capital Builder Value Fund - Gr *	23.68	12.52	11.70	15.13	2	4	3	4
ICICI Prudential Value Discovery Fund Gr *	31.62	19.89	14.07	17.96	1	1	2	1
IDBI Long Term Value Fund - Gr *	21.83	14.75	N.A.	N.A.	3	3	-	-
IDFC Sterling Value Fund - Regular Gr *	36.57	19.00	14.83	16.98	1	1	1	2
Indiabulls Value Fund - Gr *	18.89	12.11	5.77	N.A.	4	4	4	-
JM Value Fund - Gr Option *	21.39	16.12	12.91	15.21	3	2	2	3
L&T India Value Fund - Gr *	26.29	16.67	12.38	18.49	2	2	3	1
Nippon India Value Fund - Gr *	27.63	18.09	14.85	15.99	1	1	1	2
Quantum Long Term Equity Value Fund - Reg Gr *	13.34	10.13	N.A.	N.A.	4	4	-	-
Tata Equity P/E Fund Gr *	18.90	12.90	10.74	15.39	4	3	4	3
Templeton India Value Fund - Gr *	26.37	15.03	11.49	13.64	2	3	3	4
Union Value Discovery Fund - Gr *	22.78	16.06	N.A.	N.A.	2	2	-	-
UTI Value Opportunities Fund - Gr *	19.22	16.86	13.90	13.11	3	2	2	4
<b>Average of Value Funds</b>	<b>23.08</b>	<b>15.03</b>	<b>11.74</b>	<b>15.77</b>				
<b>NIFTY 500 TRI</b>	<b>22.29</b>	<b>16.80</b>	<b>14.56</b>	<b>14.76</b>				
<b>Universe</b>	<b>15</b>	<b>14</b>	<b>11</b>	<b>10</b>				

## Contra Fund

Scheme Name	CAGR Returns %				Quartile			
	1 Yr	3 Yr	5 Yr	10 Yr	1 Yr	3 Yr	5 Yr	10 Yr
Invesco India Contra Fund - Gr *	19.69	15.60	14.74	17.21	2	3	3	1
Kotak India EQ Contra Fund - Gr *	18.56	16.13	15.33	14.83	3	2	1	2
SBI Contra Fund - Regular Gr *	30.36	21.45	14.87	14.50	1	1	2	3
<b>Average of Contra Funds</b>	<b>22.87</b>	<b>17.73</b>	<b>14.98</b>	<b>15.51</b>				
<b>NIFTY 500 TRI</b>	<b>22.29</b>	<b>16.80</b>	<b>14.56</b>	<b>14.76</b>				
<b>Universe</b>	<b>3</b>	<b>3</b>	<b>3</b>	<b>3</b>				

## Dividend Yield Fund

Scheme Name	CAGR Returns %				Quartile			
	1 Yr	3 Yr	5 Yr	10 Yr	1 Yr	3 Yr	5 Yr	10 Yr
Aditya Birla Sun Life Dividend Yield Fund - Gr *	30.49	16.23	9.46	11.41	2	4	4	4
HDFC Dividend Yield Fund - Gr *	30.03	N.A.	N.A.	N.A.	2	-	-	-
ICICI Prudential Dividend Yield Equity Fund - Gr *	37.31	17.30	12.23	N.A.	1	2	4	-
IDBI Dividend Yield Fund - Gr *	21.24	18.70	N.A.	N.A.	4	2	-	-
Sundaram Dividend Yield Fund - Regular Gr *	19.79	16.75	15.00	14.04	4	4	2	2
Templeton India Equity Income Fund - Gr *	29.65	20.26	15.23	15.46	3	1	1	1
UTI Dividend Yield Fund. - Gr *	25.56	16.93	13.80	12.75	3	3	3	3
<b>Average of Dividend Yield Funds</b>	<b>27.72</b>	<b>17.70</b>	<b>13.14</b>	<b>13.42</b>				
<b>Universe</b>	<b>7</b>	<b>6</b>	<b>5</b>	<b>4</b>				

## ELSS

Scheme Name	CAGR Returns %				Quartile			
	1 Yr	3 Yr	5 Yr	10 Yr	1 Yr	3 Yr	5 Yr	10 Yr
Aditya Birla Sun Life Tax Relief 96 Fund - Gr *	4.01	8.12	9.27	14.79	4	4	4	3
Axis Long Term Equity Fund - Gr *	12.84	15.97	14.71	18.42	4	2	1	1
Baroda BNP Paribas ELSS Fund - Gr *	14.74	15.90	12.61	15.03	4	2	3	2
BOI AXA Tax Advantage Fund - Regular Gr *	23.99	24.57	17.96	16.66	1	1	1	1
Canara Robeco Equity Tax Saver Fund - Gr *	20.29	20.04	17.33	15.84	3	1	1	2
DSP Tax Saver Fund - Gr *	22.39	18.24	14.34	17.56	2	2	2	1
Edelweiss Long Term Equity Fund (Tax Savings) - Gr *	19.78	14.70	11.59	13.86	3	3	3	4
Franklin India Taxshield Gr *	21.47	13.87	11.63	14.75	2	3	3	3
HDFC Taxsaver - Gr *	26.05	11.41	9.44	12.65	1	4	4	4
HSBC Tax Saver Equity Fund - Gr *	23.48	14.26	11.09	14.88	2	3	4	3
ICICI Prudential Long Term Equity Fund - Regular Gr *	23.33	15.93	12.86	15.85	2	2	3	2
IDBI Equity Advantage Fund - Gr *	20.52	13.17	10.86	N.A.	3	4	4	-
IDFC Tax Advantage (ELSS) Fund - Regular Gr *	31.19	19.64	16.32	17.84	1	1	1	1
Indiabulls Tax Savings Fund - Gr *	13.96	10.57	N.A.	N.A.	4	4	-	-
Invesco India Tax Plan - Gr *	19.62	16.10	14.56	16.62	3	2	2	1
ITI Long Term Equity Fund - Gr *	3.49	N.A.	N.A.	N.A.	4	-	-	-
JM Tax Gain Fund - Gr Option *	21.28	18.37	14.98	16.05	2	1	1	2
Kotak Tax Saver - Gr *	22.40	18.12	14.05	15.32	2	2	2	2
L&T Tax Advantage Fund - Gr *	17.87	13.52	11.19	14.12	3	3	4	3
LIC MF Tax Plan Gr *	21.64	14.33	12.74	13.81	2	3	3	4
Mahindra Manulife ELSS Kar Bachat Yojana - Gr *	25.09	17.21	11.14	N.A.	1	2	4	-
Mirae Asset Tax Saver Fund - Gr *	20.26	20.05	17.86	N.A.	3	1	1	-
Motilal Oswal Long Term Equity Fund - Gr *	13.99	13.88	11.34	N.A.	4	3	3	-
Navi ELSS Tax Saver Fund - Gr *	17.34	11.24	9.94	N.A.	4	4	4	-
Nippon India Tax Saver Fund - Gr *	23.83	11.12	7.11	13.66	1	4	4	4
Parag Parikh Tax Saver Fund - Gr *	26.88	N.A.	N.A.	N.A.	1	-	-	-
PGIM India Long Term Equity Fund - Gr *	28.73	18.46	14.46	N.A.	1	1	2	-
Quant Tax Plan Gr *	45.46	34.25	23.79	19.54	1	1	1	1
Quantum Tax Saving Fund - Regular plan - Gr *	13.33	10.23	N.A.	N.A.	4	4	-	-
SBI Long Term Equity Fund - Gr *	20.05	14.41	11.47	14.09	3	3	3	3
Shriram Long Term Equity Fund - Gr *	15.24	12.84	N.A.	N.A.	4	4	-	-
Sundaram Tax Savings Fund - Gr *	24.67	15.71	13.17	16.53	1	2	2	2
Tata India Tax Savings Fund Regular Plan - Gr *	21.60	15.62	13.77	N.A.	2	3	2	-
Taurus Tax Shield - Gr *	17.67	12.07	12.57	13.11	3	4	3	4
Union Long Term Equity Fund - Gr *	23.44	18.95	13.88	13.76	2	1	2	4
UTI Long Term Equity Fund (Tax Saving) - Gr *	18.92	16.90	13.16	14.07	3	2	2	3
<b>Average of ELSS</b>	<b>20.58</b>	<b>15.88</b>	<b>13.26</b>	<b>15.37</b>				
<b>NIFTY 500 TRI</b>	<b>22.29</b>	<b>16.80</b>	<b>14.56</b>	<b>14.76</b>				
<b>S&amp;P BSE 200 TRI</b>	<b>21.26</b>	<b>16.82</b>	<b>14.99</b>	<b>14.89</b>				
<b>Universe</b>	<b>36</b>	<b>34</b>	<b>31</b>	<b>24</b>				



## Sectoral Fund

Scheme Name		CAGR Returns %				Quartile			
		6M	1 Yr	3 Yr	5 Yr	6M	1 Yr	3 Yr	5 Yr
Banking Funds	Aditya Birla SL Banking & Financial Services Fund - Reg Gr *	-5.36	11.83	7.74	9.46	3	1	2	3
	Baroda BNP Paribas Banking and Financial Services Fund - Gr *	-5.39	2.45	6.55	8.12	4	4	3	4
	ICICI Prudential Banking and Financial Services Fund - Gr *	-5.13	12.43	7.05	9.35	3	1	3	3
	IDBI Banking & Financial Services Fund - Gr *	-4.96	5.50	6.49	N.A.	2	4	4	-
	Invesco India Financial Services Fund - Gr *	-5.98	11.22	9.56	11.84	4	2	1	1
	LIC MF Banking & Financial Services Fund - Gr *	-4.36	7.59	6.16	3.71	2	3	4	4
	Mirae Asset Banking and Financial Services Fund - Gr *	-3.58	9.83	N.A.	N.A.	1	2	-	-
	Nippon India Banking & Financial Services Fund - Gr *	-1.02	21.85	7.21	9.48	1	1	3	3
	SBI Banking & Financial Services Fund - Gr *	-6.15	5.68	9.57	13.26	4	4	1	1
	Sundaram Financial Services Opportunities Fund - Gr *	-3.19	9.71	12.16	10.63	1	2	1	2
	Tata Banking & Financial Services Fund - Gr *	-7.16	5.44	9.36	10.86	4	4	2	2
	Taurus Banking & Financial Services Fund - Gr *	-4.13	7.84	8.99	11.50	2	3	2	2
	UTI Banking and Financial Services Fund - Gr *	-5.14	8.72	3.10	6.31	3	3	4	4
<b>Average of Banking Funds</b>		<b>-4.73</b>	<b>9.24</b>	<b>7.83</b>	<b>9.50</b>				
Technology Funds	Aditya Birla Sun Life Digital India Fund - Gr *	3.43	42.22	36.81	31.28	4	4	2	3
	Franklin India Technology Fund - Gr *	-2.82	20.71	26.44	23.59	4	4	4	4
	ICICI Prudential Technology Gr *	4.07	49.00	39.22	32.18	3	1	1	2
	SBI Technology Opportunities Fund - Regular Plan - Gr *	5.29	44.52	33.51	28.09	1	3	4	4
	Tata Digital India Fund - Gr *	4.26	47.81	36.29	32.48	2	2	3	1
<b>Average of Technology Funds</b>		<b>2.85</b>	<b>40.85</b>	<b>34.45</b>	<b>29.52</b>				
Pharma Funds	Aditya Birla Sun Life Pharma & Healthcare Fund - Gr *	-7.93	13.03	N.A.	N.A.	3	4	-	-
	DSP Healthcare Fund - Gr *	-6.43	14.19	27.85	N.A.	3	2	1	-
	ICICI Pru Pharma Healthcare & Diagnostics (PH.D) Fund - Gr *	-7.95	13.49	24.55	N.A.	4	3	2	-
	IDBI Healthcare Fund - Gr *	-9.19	11.05	21.30	N.A.	4	4	4	-
	Mirae Asset Healthcare Fund - Gr *	-5.92	19.24	27.92	N.A.	2	1	1	-
	Nippon India Pharma Fund - Gr *	-6.35	15.97	23.97	16.49	2	2	2	1
	SBI Healthcare Opportunities Fund - Regular Plan - Gr *	-5.55	13.44	22.45	9.97	1	3	3	4
	Tata India Pharma & Healthcare Fund - Gr *	-4.43	16.66	23.45	13.52	1	1	3	2
UTI Healthcare Fund - Gr *	-8.38	12.65	22.09	11.88	4	4	4	3	
<b>Average of Pharma Funds</b>		<b>-6.90</b>	<b>14.41</b>	<b>24.20</b>	<b>12.97</b>				
FMCG/ Consumption Funds	Baroda BNP Paribas India Consumption Fund - Gr *	-2.70	16.80	19.01	N.A.	3	4	1	-
	ICICI Prudential Bharat Consumption Fund - Gr *	-0.69	19.80	N.A.	N.A.	2	2	-	-
	ICICI Prudential FMCG Fund-Gr *	-1.21	17.77	11.00	11.67	3	3	4	3
	Mahindra Manulife Rural Bharat and Consumption Yojana - Gr	0.38	17.75	10.06	N.A.	1	4	4	-
	Mirae Asset Great Consumer Fund - Gr *	-2.81	19.60	15.22	15.82	4	2	2	1
	Nippon India Consumption Fund - Gr *	-0.21	26.59	20.63	11.58	2	1	1	4
	SBI Consumption Opportunities Fund - Regular Plan - Gr *	10.23	35.17	15.88	15.11	1	1	2	2
	Tata India Consumer Fund - Gr *	-3.89	18.05	14.12	14.72	4	3	3	2
UTI India Consumer Fund - Gr *	-3.79	17.33	13.55	10.67	4	4	3	4	
<b>Average of Consumption / FMCG Funds</b>		<b>-0.52</b>	<b>20.98</b>	<b>14.93</b>	<b>13.26</b>				

## Thematic - Infrastructure Fund

Scheme Name		CAGR Returns %				Quartile			
		1 Yr	3 Yr	5 Yr	10 Yr	1 Yr	3 Yr	5 Yr	10 Yr
Aditya Birla Sun Life Infrastructure Fund - Gr *		19.78	13.29	8.51	12.50	4	4	4	3
Canara Robeco Infrastructure - Gr *		28.01	17.55	10.68	12.85	2	1	3	2
DSP T.I.G.E.R. Fund - Gr *		28.81	15.60	11.15	13.29	2	3	2	2
Franklin Build India Fund - Gr *		25.73	13.49	11.85	18.39	3	3	2	1
HDFC Infrastructure Fund - Gr *		25.19	4.30	2.34	6.59	3	4	4	4
HSBC Infrastructure Equity Fund - Gr *		22.28	11.13	3.82	8.14	4	4	4	4
ICICI Prudential Infrastructure Fund - Gr *		35.53	16.52	11.96	12.59	1	2	2	2
IDFC Infrastructure Fund - Regular Gr *		23.30	14.11	9.09	9.42	4	3	4	4
Invesco India Infrastructure Fund - Gr *		31.66	21.19	14.95	15.54	1	1	1	1
Kotak Infrastructure and Economic Reform Fund - Gr *		28.48	17.34	10.80	13.85	2	2	3	1
L&T Infrastructure Fund - Gr *		29.72	13.41	10.71	14.40	2	4	3	1
LIC MF Infrastructure Fund - Gr *		31.41	16.44	12.15	11.42	1	2	1	3
SBI Infrastructure Fund - Regular Plan - Gr *		29.75	18.16	12.90	12.34	1	1	1	3
Sundaram Infrastructure Advantage Fund - Gr *		24.38	14.84	10.74	10.27	3	3	3	4
Tata Infrastructure Fund - Gr *		25.32	17.62	11.96	12.44	3	1	2	3
Taurus Infrastructure Fund - Gr *		24.36	16.33	13.27	13.00	4	2	1	2
UTI Infrastructure Fund - Gr *		14.27	11.64	8.63	10.41	4	4	4	4
<b>Average of Infrastructure Funds</b>		<b>26.35</b>	<b>14.88</b>	<b>10.32</b>	<b>12.20</b>				
<b>Universe</b>		<b>17</b>	<b>17</b>	<b>17</b>	<b>17</b>				

## Thematic - Other Fund

Scheme Name	CAGR Returns %				Quartile			
	1 Yr	3 Yr	5 Yr	10 Yr	1 Yr	3 Yr	5 Yr	10 Yr
Aditya Birla Sun Life India GenNext Fund - Gr *	19.86	17.10	14.31	18.02	3	2	2	1
Aditya Birla Sun Life Manufacturing Equity Fund - Reg Gr *	13.96	13.87	8.97	N.A.	4	3	3	-
Aditya Birla Sun Life MNC Fund Gr *	1.89	6.77	8.18	14.97	4	4	4	2
Aditya Birla Sun Life PSU Equity Fund - Gr *	30.68	N.A.	N.A.	N.A.	1	-	-	-
Canara Robeco Consumer Trends Fund - Regular Gr *	16.35	17.54	15.52	17.06	3	2	1	1
DSP Natural Resources and New Energy Fund - Gr *	36.51	20.33	13.73	15.77	1	1	2	2
DSP Quant Fund - Gr *	15.05	N.A.	N.A.	N.A.	4	-	-	-
Franklin India Opportunities Fund-Gr *	11.79	13.80	11.37	14.12	4	4	3	3
ICICI Prudential Commodities Fund - Gr *	47.17	N.A.	N.A.	N.A.	1	-	-	-
ICICI Prudential Exports and Services Fund - Gr *	27.29	16.71	12.32	18.53	2	2	2	1
ICICI Prudential India Opportunities Fund - Gr *	35.38	17.35	N.A.	N.A.	1	2	-	-
ICICI Prudential Manufacturing Fund - Gr *	22.37	17.11	N.A.	N.A.	2	2	-	-
ICICI Prudential MNC Fund - Gr *	23.79	N.A.	N.A.	N.A.	2	-	-	-
Invesco India PSU Equity Fund - Gr *	22.77	14.35	7.68	10.37	2	3	4	4
Kotak Pioneer Fund - Gr *	18.14	N.A.	N.A.	N.A.	3	-	-	-
L&T Business Cycles Fund - Gr *	19.32	13.93	9.45	N.A.	3	3	3	-
Nippon India Power & Infra Fund - Gr *	24.90	14.80	9.04	10.20	2	3	3	4
Nippon India Quant Fund - Gr *	22.60	16.09	12.77	12.06	2	3	2	4
SBI Equity Minimum Variance Fund - Gr *	15.93	14.90	N.A.	N.A.	3	3	-	-
SBI Magnum COMMA Fund - Gr *	32.52	25.87	15.96	13.13	1	1	1	4
SBI Magnum Global Fund - Gr *	20.32	17.66	13.60	16.83	3	2	2	1
SBI PSU Fund - Gr *	25.20	7.84	2.59	4.61	2	4	4	4
Sundaram Rural & Consumption Fund - Gr *	12.91	9.96	8.60	14.33	4	4	4	3
Sundaram Services Fund - Gr *	35.04	23.71	N.A.	N.A.	1	1	-	-
Tata Ethical Fund - Gr *	26.81	21.42	15.62	15.62	2	1	1	2
Tata Quant Fund - Gr *	4.15	N.A.	N.A.	N.A.	4	-	-	-
Tata Resources & Energy Fund - Gr *	30.20	27.07	16.44	N.A.	1	1	1	-
Taurus Ethical Fund - Gr *	19.43	17.91	14.99	14.43	3	1	1	3
UTI MNC Fund - Gr *	9.68	10.06	9.52	14.31	4	4	3	3
UTI Transportation and Logistics Fund- Gr *	10.33	9.58	4.27	15.70	4	4	4	2
<b>Average of Thematic Funds</b>	<b>21.74</b>	<b>16.07</b>	<b>11.25</b>	<b>14.12</b>				
<b>Universe</b>	<b>30</b>	<b>24</b>	<b>20</b>	<b>17</b>				

## Thematic - ESG Fund

Scheme Name	CAGR Returns				Quartile			
	6 M	1 Yr	3 Yr	5 Yr	6 M	1 Yr	3 Yr	5 Yr
Aditya Birla Sun Life ESG Fund - Gr *	-4.85	20.83	N.A.	N.A.	4	2	-	-
Axis ESG Equity Fund - Gr *	-6.03	13.55	N.A.	N.A.	4	3	-	-
ICICI Prudential ESG Fund - Gr *	-4.21	12.92	N.A.	N.A.	3	4	-	-
Invesco India ESG Equity Fund - Gr *	-1.24	27.63	N.A.	N.A.	2	1	-	-
Kotak ESG Opportunities Fund - Gr *	-1.10	16.40	N.A.	N.A.	2	3	-	-
Quantum India ESG Equity Fund - Gr *	-4.18	13.36	N.A.	N.A.	3	4	-	-
SBI Magnum Equity ESG Fund - Gr *	1.24	21.32	16.07	13.82	1	2	4	4
<b>Average of ESG Funds</b>	<b>-2.91</b>	<b>18.00</b>	<b>16.07</b>	<b>13.82</b>				
<b>Universe</b>	<b>7</b>	<b>7</b>	<b>1</b>	<b>1</b>				

## Thematic - International Fund

Scheme Name	CAGR Returns %				Quartile			
	1 Yr	2 Yr	3 Yr	5 Yr	1 Yr	2 Yr	3 Yr	5 Yr
Aditya Birla Sun Life CEF - Global Agri Plan - Gr *	34.85	50.32	20.86	13.83	1	1	1	2
Aditya Birla Sun Life International Equity Fund A - Gr *	7.51	22.19	13.56	13.57	2	3	3	3
Franklin Asian Equity Fund - Gr *	-14.61	14.09	6.53	8.28	4	4	4	4
ICICI Prudential US Bluechip Equity Fund - Gr *	10.63	26.94	19.36	17.60	2	2	2	2
Nippon India Japan Equity Fund - Gr *	-5.14	14.41	7.82	8.59	4	4	4	4
Nippon India Us Equity Opportunities Fund - Gr *	5.23	27.81	17.37	17.82	3	2	2	1
<b>Average of Thematic International Funds</b>	<b>6.41</b>	<b>25.96</b>	<b>14.25</b>	<b>13.28</b>				
<b>Universe</b>	<b>6</b>	<b>6</b>	<b>6</b>	<b>6</b>				

## FoF - International Fund

Scheme Name	CAGR Returns %				Quartile			
	1 Yr	2 Yr	3 Yr	5 Yr	1 Yr	2 Yr	3 Yr	5 Yr
Aditya Birla Sun Life Global Emerging Opportunities Fund-Gr*	16.18	29.58	19.01	12.24	1	1	1	2
Aditya Birla Sun Life Global Excellence Equity Fund of Fund-Gr*	15.07	19.72	5.59	6.54	1	4	4	4
DSP Global Allocation Fund - Gr *	0.70	15.71	11.73	9.05	3	4	2	3
DSP US Flexible Equity Fund - Gr *	12.76	34.59	20.64	16.96	1	1	1	1
DSP World Agriculture Fund - Gr *	-4.30	21.42	11.54	8.43	4	3	3	3
DSP World Energy Fund - Gr *	6.19	30.55	8.06	5.82	2	1	4	4
DSP World Gold Fund - Gr *	11.38	23.09	18.09	8.71	2	3	1	3
DSP World Mining Fund - Regular Gr *	35.36	62.76	28.92	21.32	1	1	1	1
Edelweiss ASEAN Equity Off-shore - Gr *	7.66	23.98	6.26	7.49	2	2	4	4
Edelweiss Emerging Markets Opportunities Equity Offshore Fund-Gr*	-16.91	12.72	5.10	8.22	4	4	4	3
Edelweiss Europe Dynamic Equity Offshore Fund - Gr *	3.33	26.71	11.39	8.27	3	2	3	3
Edelweiss Greater China Equity Off-shore Fund - Reg Gr *	-23.51	13.12	13.15	14.48	4	4	2	1
Edelweiss US Value Equity Off-shore Fund- Reg Gr *	14.85	31.74	16.66	12.75	1	1	2	1
Franklin India Feeder - Franklin European Growth Fund-Gr*	1.05	14.58	-0.48	0.52	3	4	4	4
Franklin India Feeder - Franklin U.S. Opportunities Fund-Gr*	6.24	27.83	19.32	19.21	2	2	1	1
HSBC Asia Pacific Div Yield Fund - Gr *	-1.79	20.00	9.52	10.25	4	3	3	2
HSBC Brazil Fund - Gr *	11.75	19.05	-3.80	1.53	2	4	4	4
HSBC Global Emerging Markets Fund - Gr *	-7.14	20.22	9.45	9.16	4	3	3	2
ICICI Prudential Global Stable Equity Fund - Gr (FOF) *	11.91	22.56	13.07	10.48	1	3	2	2
Invesco India Feeder - Invesco Global Equity Income Fund-Gr*	8.72	27.48	12.28	10.12	2	2	2	2
Invesco India Feeder - Invesco Pan European Equity Fund-Reg Gr*	4.75	24.80	8.08	6.45	3	2	3	4
Kotak Global Emerging Market Fund - Gr *	-9.00	21.32	10.67	8.81	4	3	3	3
PGIM India Emerging Markets Equity Fund - Gr *	-20.31	8.10	2.54	3.22	4	4	4	4
PGIM India Global Equity Opportunities Fund - Gr *	0.69	28.52	20.83	18.80	3	1	1	1
Sundaram Global Brand Fund - Gr *	6.00	23.85	12.94	10.96	3	2	2	2
<b>Average of FoF International Funds</b>	<b>3.67</b>	<b>24.16</b>	<b>11.62</b>	<b>9.99</b>				
<b>Universe</b>	<b>25</b>	<b>25</b>	<b>25</b>	<b>25</b>				

## Nifty Based Index Funds

Scheme Name	CAGR Returns %				Quartile			
	6 M	1 Yr	2 Yr	3 Yr	6 M	1 Yr	2 Yr	3 Yr
Aditya Birla Sun Life Nifty 50 Index - Gr *	-0.27	19.41	42.59	14.81	2	4	3	2
Axis Nifty 100 Index Fund - Gr *	-0.72	19.20	41.33	N.A.	3	4	4	-
DSP Equal Nifty 50 Fund - Gr *	-0.99	22.37	51.07	14.81	3	1	1	2
DSP Nifty 50 Index Fund - Gr *	-0.21	19.67	42.78	14.90	1	3	2	2
DSP Nifty Next 50 Index Fund - Gr *	-2.83	20.79	39.04	13.15	4	2	4	4
Franklin India Index Fund-NSE Nifty Plan-Gr *	-0.31	19.12	42.17	14.41	2	4	3	3
HDFC Index Fund - NIFTY 50 Plan	-0.21	19.66	43.27	15.02	1	3	2	1
HDFC NIFTY50 Equal Weight Index Fund - Gr *	-1.06	N.A.	N.A.	N.A.	3	-	-	-
ICICI Prudential Nifty Index Fund - Gr *	-0.22	19.62	43.03	14.99	2	3	2	1
ICICI Prudential Nifty Next 50 Index Fund - Gr *	-3.02	20.37	39.18	13.02	4	2	4	4
IDBI Nifty Index Fund - Gr *	-0.37	18.35	42.05	14.21	2	4	3	3
IDBI Nifty Junior Index Fund - Gr *	-2.94	20.48	38.45	12.84	4	2	4	4
IDFC Nifty Fund - Regular Gr *	-0.16	19.42	42.88	15.25	1	3	2	1
Kotak Nifty 50 Index Fund - Gr *	-0.21	N.A.	N.A.	N.A.	1	-	-	-
Kotak Nifty Next 50 Index Fund - Gr *	-2.91	20.33	N.A.	N.A.	4	2	-	-
L&T Nifty 50 Index Fund - Gr *	-0.23	19.49	N.A.	N.A.	2	3	-	-
L&T Nifty Next 50 Index Fund - Gr *	-3.12	20.27	N.A.	N.A.	4	2	-	-
LIC MF Index Fund Nifty Gr *	-0.51	18.83	42.08	14.40	3	4	3	3
Motilal Oswal Nifty 50 Index Fund - Gr *	-0.34	19.29	42.72	N.A.	2	4	2	-

## Nifty Based Index Funds

Scheme Name	CAGR Returns %				Quartile			
	6 M	1 Yr	2 Yr	3 Yr	6 M	1 Yr	2 Yr	3 Yr
Motilal Oswal Nifty 500 Fund *	-0.86	20.80	44.98	N.A.	3	1	1	-
Motilal Oswal Nifty Bank Index Fund *	-2.91	8.21	35.89	N.A.	4	4	4	-
Motilal Oswal Nifty Midcap 150 Index Fund *	-2.22	23.32	55.93	N.A.	3	1	1	-
Motilal Oswal Nifty Next 50 Index Fund - Gr *	-3.15	19.83	38.01	N.A.	4	2	4	-
Motilal Oswal Nifty Smallcap 250 Index Fund *	0.13	34.59	69.32	N.A.	1	1	1	-
Nippon India Index Fund - Nifty Plan - Gr *	-0.58	18.78	41.89	14.20	3	4	3	3
Nippon India Nifty 50 Value 20 Index Fund - Gr *	1.28	23.85	N.A.	N.A.	1	1	-	-
Nippon India Nifty Midcap 150 Index Fund - Gr *	-2.31	23.29	N.A.	N.A.	3	1	-	-
Nippon India Nifty Smallcap 250 Index Fund - Gr *	-0.05	34.57	N.A.	N.A.	1	1	-	-
SBI Nifty Index Fund - Gr *	-0.26	19.48	42.99	14.64	2	3	2	3
Sundaram NIFTY 100 Equal Weight Fund - Gr *	-2.49	20.20	45.73	13.99	4	2	1	4
Tata Index Fund - Nifty - Regular Plan	-0.24	19.44	42.11	14.76	2	3	3	2
Taurus Nifty Index Fund - Gr *	-0.96	17.96	42.71	14.84	3	4	2	2
UTI Nifty Index Fund - Gr *	-0.15	19.83	43.62	15.29	1	2	1	1
UTI Nifty Next 50 Index Fund - Gr *	-3.04	20.42	39.43	13.37	4	2	4	4
UTI Nifty200 Momentum 30 Index Fund - Gr *	2.82	35.31	N.A.	N.A.	1	1	-	-
<b>Average of Nifty Index Funds</b>	<b>-1.02</b>	<b>21.11</b>	<b>43.66</b>	<b>14.36</b>				
<b>NIFTY 50 TRI</b>	<b>-0.46</b>	<b>20.26</b>	<b>44.05</b>	<b>15.87</b>				
<b>Universe</b>	<b>35</b>	<b>33</b>	<b>26</b>	<b>19</b>				

## Sensex Based Index Funds

Scheme Name	CAGR Returns %				Quartile			
	6 M	1 Yr	2 Yr	3 Yr	6 M	1 Yr	2 Yr	3 Yr
HDFC Index Sensex Plan	-0.22	18.91	41.71	15.23	1	1	1	1
ICICI Prudential Sensex Index Fund - Gr *	-0.27	18.86	41.45	15.44	2	2	2	2
LIC MF Index Fund Sensex Gr *	-0.47	18.18	40.57	14.78	3	3	3	3
Nippon India Index Fund - Sensex Plan - Gr *	-0.33	18.74	41.22	15.06	4	4	4	4
Tata Index Fund - Sensex - Regular Plan	-0.33	18.12	39.81	14.63	5	5	5	5
<b>Average of Sensex Index Funds</b>	<b>-0.32</b>	<b>18.56</b>	<b>40.95</b>	<b>15.03</b>				
<b>S&amp;P BSE SENSEX TRI</b>	<b>-0.62</b>	<b>19.50</b>	<b>42.45</b>	<b>16.11</b>				
<b>Universe</b>	<b>5</b>	<b>5</b>	<b>5</b>	<b>5</b>				

## Aggressive Hybrid Fund

Scheme Name	CAGR Returns %				Quartile			
	1 Yr	3 Yr	5 Yr	10 Yr	1 Yr	3 Yr	5 Yr	10 Yr
Aditya Birla Sun Life Equity Hybrid 95 Fund - Gr *	19.53	12.68	9.81	13.50	1	3	3	2
Axis Equity Hybrid Fund - Gr *	17.97	14.92	N.A.	N.A.	2	1	-	-
Baroda BNP Paribas Aggressive Hybrid Fund - Gr *	17.04	16.28	N.A.	N.A.	2	1	-	-
BOI AXA Mid & Small Cap Equity & Debt Fund - Gr *	34.41	21.27	15.60	N.A.	1	1	1	-
Canara Robeco Equity Hybrid Fund - Gr *	15.39	15.22	13.16	14.50	3	1	1	2
DSP Equity & Bond Fund - Gr *	12.76	14.57	11.69	13.26	4	2	2	3
Franklin India Equity Hybrid Fund - Gr *	13.46	12.53	10.60	13.33	4	3	3	3
HDFC Hybrid Equity Fund - Gr *	18.04	13.40	11.72	14.58	1	2	2	1
HSBC Equity Hybrid Fund - Gr *	14.61	12.78	N.A.	N.A.	4	2	-	-
ICICI Prudential Equity & Debt Fund - Regular Gr *	33.15	18.70	14.61	16.51	1	1	1	1
IDBI Hybrid Equity Fund - Gr *	15.99	11.43	7.85	N.A.	3	4	4	-
IDFC Hybrid Equity Fund - Regular Plan - Gr *	19.75	13.38	9.93	N.A.	1	2	3	-
Indiabulls Equity Hybrid Fund - Gr *	10.82	11.07	N.A.	N.A.	4	4	-	-
Invesco India Equity And Bond Fund - Gr *	12.40	10.43	N.A.	N.A.	4	4	-	-
JM Equity Hybrid Fund - Gr *	14.98	12.51	10.28	11.71	3	3	3	4
Kotak Equity Hybrid Fund - Gr *	17.50	17.43	12.21	N.A.	2	1	2	-
L&T Hybrid Equity Fund - Gr *	14.65	12.03	9.77	13.94	3	4	4	2
Mahindra Manulife Hybrid Equity Nivesh Yojana - Gr *	21.31	N.A.	N.A.	N.A.	1	-	-	-
Mirae Asset Hybrid - Equity Fund - Gr *	15.93	13.72	12.63	N.A.	3	2	2	-
Motilal Oswal Equity Hybrid Fund - Gr *	6.78	12.55	N.A.	N.A.	4	3	-	-
Navi Equity Hybrid Fund - Gr *	17.22	10.44	N.A.	N.A.	2	4	-	-
Nippon India Equity Hybrid Fund - Gr *	17.55	6.19	6.89	11.64	2	4	4	4
PGIM India Hybrid Equity Fund - Gr *	11.25	10.18	7.75	10.80	4	4	4	4
SBI Equity Hybrid Fund - Gr *	17.88	14.71	13.27	15.75	2	2	1	1
Sundaram Aggressive Hybrid Fund - Gr *	17.94	12.27	12.11	14.05	2	3	2	2
Tata Hybrid Equity Fund - Regular Plan - Gr *	15.32	12.15	9.33	13.32	3	3	4	3
Union Hybrid Equity Fund - Gr *	16.78	N.A.	N.A.	N.A.	3	-	-	-
UTI Hybrid Equity Fund - Gr *	19.89	13.13	10.23	12.23	1	2	3	4
<b>Average of Aggressive Hybrid Funds</b>	<b>17.15</b>	<b>13.31</b>	<b>11.02</b>	<b>13.51</b>				
<b>Universe</b>	<b>28</b>	<b>26</b>	<b>19</b>	<b>14</b>				

## Dynamic Asset Allocation / Balanced Advantage

Scheme Name	CAGR Returns %				Quartile			
	1 Yr	2 Yr	3 Yr	5 Yr	1 Yr	2 Yr	3 Yr	5 Yr
Aditya Birla Sun Life Balanced Advantage Fund - Gr *	10.44	25.91	10.91	8.70	2	2	2	2
Axis Balanced Advantage Fund - Gr *	10.68	17.19	8.80	N.A.	2	4	3	-
Baroda BNP Paribas Balanced Advantage Fund - Gr *	12.63	28.11	15.37	N.A.	2	1	1	-
BOI AXA Equity Debt Rebalancer Fund - Gr	16.08	18.32	6.62	5.56	1	3	4	4
DSP Dynamic Asset Allocation Fund - Gr *	5.96	17.67	9.18	7.80	4	3	3	3
Edelweiss Balanced Advantage Fund - Gr *	12.92	26.59	14.64	12.08	1	1	1	1
HDFC Balanced Advantage Fund Gr *	21.04	37.83	12.27	12.37	1	1	1	1
ICICI Prudential Balanced Advantage Fund - Regular Gr *	12.00	27.31	11.86	10.38	2	1	2	2
IDFC Balanced Advantage Fund Regular Plan - Gr *	9.74	22.78	10.46	9.32	3	3	3	2
Invesco India Dynamic Equity Fund - Gr *	10.43	21.28	8.16	8.18	3	3	4	3
ITI Balanced Advantage Fund - Gr *	12.82	18.94	N.A.	N.A.	1	3	-	-
Kotak Balanced Advantage Fund - Gr *	9.33	24.72	11.47	N.A.	3	2	2	-
L&T Balanced Advantage Fund - Gr *	6.66	17.21	8.29	7.45	4	4	4	3
Motilal Oswal Dynamic Fund - Gr *	2.41	15.06	6.97	6.86	4	4	4	4
Nippon India Balanced Advantage Fund - Gr *	10.21	23.83	9.76	N.A.	3	2	3	-
Shriram Balanced Advantage Fund - Gr	7.26	17.17	N.A.	N.A.	4	4	-	-
Sundaram Balanced Advantage Fund - Gr *	9.40	15.45	6.72	6.45	3	4	4	4
Tata Balanced Advantage Fund - Gr *	11.83	24.90	13.01	N.A.	2	2	1	-
Union Balanced Advantage Fund - Gr *	7.04	25.02	12.08	N.A.	4	2	2	-
<b>Average of DAA Funds</b>	<b>10.47</b>	<b>22.38</b>	<b>10.39</b>	<b>8.65</b>				
<b>Universe</b>	<b>19</b>	<b>19</b>	<b>17</b>	<b>11</b>				

## Equity Savings Fund

Scheme Name	CAGR Returns %				Quartile			
	6 M	1 Yr	2 Yr	3 Yr	6 M	1 Yr	2 Yr	3 Yr
Aditya Birla Sun Life Equity Savings Fund - Gr *	-1.43	6.88	17.72	8.92	2	4	3	2
Axis Equity Saver Fund - Gr *	-0.95	9.59	17.98	9.25	1	2	2	2
Baroda Equity Savings Fund - Gr *	1.11	6.05	11.47	N.A.	4	4	4	-
DSP Equity Savings Fund - Gr *	-0.51	8.57	20.33	8.41	4	3	2	3
Edelweiss Equity Savings Fund - Regular - Gr *	-0.59	8.16	14.84	9.47	3	3	4	1
Franklin India Equity Savings Fund - Gr *	0.07	9.68	18.37	7.55	2	2	2	4
HDFC Equity Savings Fund - Gr *	1.28	13.03	21.01	9.37	4	1	1	2
ICICI Prudential Equity Savings Fund - Gr *	2.50	8.04	16.33	7.67	4	3	3	4
IDBI Equity Savings Fund - Gr *	0.71	7.36	16.47	8.45	3	4	3	3
IDFC Equity Savings Fund - Regular Gr *	1.06	7.54	16.34	7.41	3	4	3	4
Invesco India Equity Savings Fund - Gr *	-0.63	7.12	13.04	7.09	3	4	4	4
Kotak Equity Savings Fund - Gr *	3.55	10.87	17.99	9.39	1	1	2	1
L&T Equity Savings Fund - Gr *	2.55	12.92	22.84	9.19	1	1	1	2
Mirae Asset Equity Savings Fund - Gr *	0.74	10.99	22.54	12.14	1	1	1	1
Nippon India Equity Savings Fund - Gr *	-0.14	7.99	16.03	-1.32	4	3	3	4
PGIM India Equity Savings Fund - Gr *	1.14	10.03	15.95	7.88	4	2	4	3
SBI Equity Savings Fund - Gr *	1.62	10.34	21.06	10.18	2	2	1	1
Sundaram Equity Savings Fund - Gr *	2.01	14.44	22.65	11.97	1	1	1	1
Tata Equity Savings Fund - Regular Plan - Gr *	1.86	8.70	15.76	8.26	2	3	4	3
Union Equity Savings Fund - Gr *	0.00	6.70	15.09	8.33	3	4	4	3
UTI Equity Savings Fund - Gr *	1.25	10.66	18.86	9.06	2	2	2	2
<b>Average of Equity Savings Funds</b>	<b>0.82</b>	<b>9.32</b>	<b>17.75</b>	<b>8.43</b>				
<b>Universe</b>	<b>21</b>	<b>21</b>	<b>21</b>	<b>20</b>				

## Child Fund

Scheme Name	CAGR Returns				Quartile			
	1 Yr	3 Yr	5 Yr	10 Yr	1 Yr	3 Yr	5 Yr	10 Yr
Aditya Birla Sun Life Bal Bhavishya Yojna - Wealth Plan-Gr*	4.24	7.64	N.A.	N.A.	4	4	-	-
Axis Childrens Gift Fund - Gr(Compulsory Lock-in)	19.15	16.10	12.91	N.A.	1	1	1	-
HDFC Childrens Gift Fund	18.95	14.49	12.81	15.02	2	2	2	1
ICICI Prudential Child Care Plan-Gift Plan *	17.64	11.05	9.07	13.37	3	3	3	2
LIC MF Childrens Gift Fund - Gr *	11.68	11.38	6.86	9.34	4	3	4	4
SBI Magnum Children Benefit Fund-Savings Plan	15.67	10.14	10.23	12.11	3	4	3	3
Tata Young Citizen Fund (after 7 years)	20.70	17.26	11.45	11.82	1	1	2	3
UTI CCF - Investment Plan - Gr	18.56	15.76	13.03	14.00	2	2	1	2
UTI CCF - Savings Plan - Gr	12.71	9.34	7.53	10.59	4	4	4	4
<b>Average of Child Funds</b>	<b>15.48</b>	<b>12.57</b>	<b>10.49</b>	<b>12.32</b>				
<b>Universe</b>	<b>9</b>	<b>9</b>	<b>8</b>	<b>7</b>				

## ETF Funds

Scheme Name	CAGR Returns				Quartile			
	6 M	1 Yr	3 Yr	5 Yr	6 M	1 Yr	3 Yr	5 Yr
Axis Banking ETF - Gr	-2.38	9.49	N.A.	N.A.	3	4	-	-
Axis Nifty ETF - Gr	0.06	20.17	N.A.	N.A.	1	2	-	-
Edelweiss ETF - Nifty Bank - Gr	-2.33	9.56	6.18	11.31	3	4	4	4
HDFC Banking ETF - Gr	-2.38	9.37	N.A.	N.A.	3	4	-	-
ICICI Prudential Alpha Low Vol 30 ETF - Gr	-4.26	20.11	N.A.	N.A.	4	3	-	-
ICICI Prudential Bank ETF - Gr	-2.37	9.42	N.A.	N.A.	3	4	-	-
ICICI Prudential IT ETF	5.01	42.55	N.A.	N.A.	1	1	-	-
ICICI Prudential Midcap 150 ETF - Gr	-1.84	24.66	N.A.	N.A.	3	1	-	-
ICICI Prudential Midcap Select ETF	-1.93	20.06	14.36	11.04	3	3	3	4
ICICI Prudential Nifty 100 ETF - Gr	-0.42	20.05	15.09	14.15	3	3	3	3
ICICI Prudential Nifty ETF - Gr	0.03	20.20	15.57	15.00	1	2	2	2
ICICI Prudential Nifty Low Vol 30 iWin ETF - IDCW	-5.91	14.55	14.62	N.A.	4	4	3	-
ICICI Prudential Nifty Next 50 ETF	-2.61	21.37	14.10	N.A.	4	2	4	-
ICICI Prudential NV20 ETF - Gr	1.76	25.09	19.19	19.41	1	1	1	1
ICICI Prudential Private Banks ETF - Gr	-4.82	3.87	N.A.	N.A.	4	4	-	-
ICICI Prudential Sensex ETF - Gr	0.01	19.42	15.84	15.80	2	3	1	1
IDFC Nifty ETF	0.06	19.85	15.40	14.86	1	3	2	2
IDFC Sensex ETF	-0.18	18.80	15.48	15.61	3	4	2	1
Indiabulls Nifty 50 ETF - Gr	0.01	19.99	N.A.	N.A.	2	3	-	-
Invesco India Nifty Exchange Traded Fund - Gr	0.01	20.13	15.50	14.96	2	2	2	2
Kotak Banking ETF	-2.41	9.34	5.80	11.01	4	4	4	4
Kotak Nifty ETF	-0.01	20.10	15.44	N.A.	2	3	2	-
Kotak NV 20 ETF - IDCW	1.75	25.07	19.01	19.56	1	1	1	1
Kotak PSU Bank ETF	8.72	25.89	-7.50	-5.49	1	1	4	4
Kotak Sensex Exchange Traded Fund	-0.12	19.15	15.55	15.61	3	3	2	1
LIC MF ETF - Nifty 100 - Gr	-0.30	20.29	15.19	14.31	3	2	3	2
LIC MF ETF - Nifty 50 - Gr	0.01	20.12	15.58	15.00	2	2	2	2
LIC MF ETF - Sensex - Gr	-0.11	19.24	15.77	15.86	3	3	1	1
Mirae Asset ESG Sector Leaders ETF - Gr	-1.24	18.03	N.A.	N.A.	3	4	-	-
Mirae Asset Nifty 50 ETF - Gr	0.01	20.17	15.58	N.A.	2	2	2	-
Mirae Asset Nifty Next 50 ETF - Gr	-2.59	21.47	N.A.	N.A.	4	2	-	-
Motilal Oswal M50 ETF - Gr	0.03	20.03	15.35	14.52	1	3	2	2
Motilal Oswal Midcap 100 ETF	-1.93	26.46	18.22	11.87	3	1	1	3
Nippon India CPSE ETF FFO - Gr	9.77	48.52	7.47	3.48	1	1	4	4
Nippon India ETF Bank BeES	-2.40	9.37	N.A.	N.A.	4	4	-	-
Nippon India ETF Consumption	-4.36	15.59	13.05	12.33	4	4	4	3
Nippon India ETF Dividend Opportunities	0.25	23.78	14.03	12.61	1	1	4	3
Nippon India ETF Hang Seng BeES	-9.26	-18.90	N.A.	N.A.	4	4	-	-
Nippon India ETF Infra BeES	0.39	23.24	16.20	10.66	1	1	1	4
Nippon India ETF Junior BeES	-2.68	21.26	14.07	11.22	4	2	4	4
Nippon India ETF Nifty 100	-0.45	19.97	14.54	13.57	3	3	3	3
Nippon India ETF Nifty BeES	0.02	20.19	N.A.	N.A.	2	2	-	-
Nippon India ETF Nifty IT - Gr	4.98	42.52	N.A.	N.A.	1	1	-	-
Nippon India ETF Nifty Midcap 150 - Gr	-1.76	24.60	20.22	N.A.	3	1	1	-
Nippon India ETF NV20	1.64	24.68	N.A.	N.A.	1	1	-	-
Nippon India ETF PSU Bank BeES	8.73	26.08	N.A.	N.A.	1	1	-	-
Nippon India ETF Sensex	-0.02	19.35	15.76	15.81	2	3	1	1
Nippon India ETF Sensex Next 50 - Gr	-0.03	21.83	N.A.	N.A.	2	2	-	-
Nippon India ETF Shariah BeES	-0.55	20.03	20.18	15.84	3	3	1	1
Quantum Nifty ETF	0.01	20.13	15.46	13.19	2	2	2	3
SBI - ETF Nifty 50 - Gr	0.00	20.16	14.53	14.14	2	2	3	3
SBI - ETF Nifty Bank	-2.40	9.37	5.88	10.76	4	4	4	4
SBI - ETF Nifty Next 50 - Gr	-2.69	21.29	14.02	10.72	4	2	4	4
SBI - ETF Quality - Gr	-4.35	17.13	15.31	N.A.	4	4	3	-
SBI - ETF Sensex - Gr	-0.04	19.38	14.83	14.87	2	3	3	2
SBI ETF BSE 100 SCHEME	-0.05	20.48	15.49	13.89	3	2	2	3
SBI ETF IT	4.97	42.53	N.A.	N.A.	1	1	-	-
SBI ETF Private Bank	-4.80	3.83	N.A.	N.A.	4	4	-	-
SBI ETF Sensex Next 50	0.12	22.09	13.12	N.A.	1	1	4	-
Tata Nifty ETF	0.03	20.10	15.66	N.A.	1	3	1	-
Tata Nifty Private Bank ETF	-4.77	4.34	N.A.	N.A.	4	4	-	-
UTI Nifty Exchange Traded Fund - Gr	0.01	20.18	14.55	14.43	2	2	3	2
UTI Sensex Exchange Traded Fund - Gr	-0.03	19.40	14.84	15.28	2	3	3	2
<b>Average of ETF</b>	<b>-0.51</b>	<b>19.63</b>	<b>14.16</b>	<b>13.15</b>				
<b>Universe</b>	<b>63</b>	<b>63</b>	<b>42</b>	<b>34</b>				

## Arbitrage Fund

Scheme Name	Annualized Returns				Quartile			
	6 M	1 Yr	2 Yr	3 Yr	6 M	1 Yr	2 Yr	3 Yr
Aditya Birla Sun Life Arbitrage Fund - Gr *	3.33	3.77	3.61	4.53	2	2	2	2
Axis Arbitrage Fund - Regular Gr *	4.15	4.04	3.60	4.46	1	1	2	3
Baroda BNP Paribas Arbitrage Fund - Regular Plan Gr *	3.09	3.56	3.49	4.59	4	3	3	1
BOI AXA Arbitrage Fund - Gr *	1.97	2.33	2.35	3.28	4	4	4	4
DSP Arbitrage Fund - Gr *	3.03	3.49	3.35	4.35	4	3	3	3
Edelweiss Arbitrage Fund - Gr *	3.78	3.92	3.66	4.66	1	1	2	1
HDFC Arbitrage Fund - Wholesale Gr *	3.21	3.65	3.37	4.25	3	3	3	3
ICICI Prudential Equity - Arbitrage Fund - Regular Gr *	3.46	3.85	3.64	4.52	2	1	2	2
IDFC Arbitrage Fund - Regular Plan - Gr *	3.33	3.59	3.41	4.27	2	3	3	3
Indiabulls Arbitrage Fund - Gr *	2.04	2.31	2.15	3.48	4	4	4	4
Invesco India Arbitrage Fund - Gr *	3.76	3.80	3.56	4.48	1	2	2	2
ITI Arbitrage Fund - Gr *	1.79	2.41	2.43	N.A.	4	4	4	-
JM Arbitrage Fund - Gr *	3.22	3.22	2.47	3.55	3	4	4	4
Kotak Equity Arbitrage Fund - Gr *	3.78	3.98	3.78	4.62	1	1	1	1
L&T Arbitrage Opportunities Fund - Gr *	3.17	3.57	3.71	4.65	3	3	1	1
LIC MF Arbitrage Fund - Gr *	3.33	3.46	3.04	3.99	2	4	4	4
Mahindra Manulife Arbitrage Yojana - Gr *	2.51	2.84	N.A.	N.A.	4	4	-	-
Mirae Asset Arbitrage Fund - Gr *	3.22	3.67	N.A.	N.A.	3	2	-	-
Nippon India Arbitrage Fund - Gr *	3.59	3.87	3.71	4.56	1	1	1	2
PGIM India Arbitrage Fund - Gr *	3.21	3.49	3.34	4.25	3	3	3	3
SBI Arbitrage Opportunities Fund - Gr *	4.13	4.12	3.35	4.37	1	1	3	3
Sundaram Arbitrage Fund - Gr *	1.47	2.20	1.82	2.63	4	4	4	4
Tata Arbitrage Fund - Gr *	3.18	3.68	3.76	4.78	3	2	1	1
Union Arbitrage Fund - Gr *	3.44	3.83	3.54	4.52	2	2	2	2
UTI Arbitrage Fund - Gr *	3.34	3.84	3.69	4.57	2	2	1	2
<b>Average of Arbitrage Fund</b>	<b>3.14</b>	<b>3.46</b>	<b>3.25</b>	<b>4.24</b>				
<b>Universe</b>	<b>25</b>	<b>25</b>	<b>23</b>	<b>22</b>				

## Conservative Hybrid Fund

Scheme Name	Annualized Returns				Quartile			
	6 M	1 Yr	2 Yr	3 Yr	6 M	1 Yr	2 Yr	3 Yr
Aditya Birla Sun Life Regular Savings Fund - Gr *	6.96	11.31	19.63	9.72	1	2	1	1
Axis Regular Saver Fund - Gr *	1.89	8.99	14.13	7.81	3	3	2	3
Baroda BNP Paribas Conservative Hybrid Fund - Gr *	1.23	6.29	9.96	7.26	3	4	4	3
BOI AXA Conservative Hybrid Fund - Reg Gr *	39.35	28.09	21.30	9.14	1	1	1	2
Canara Robeco Conservative Hybrid Fund - Gr *	1.67	8.32	13.78	10.28	3	3	2	1
DSP Regular Savings Fund - Gr *	1.15	7.28	13.25	7.49	3	3	3	3
Franklin India Debt Hybrid Fund - Gr *	0.68	5.87	11.21	6.94	4	4	3	4
HDFC Hybrid Debt Fund - Gr *	2.65	10.95	16.17	9.28	2	2	2	2
HSBC Regular Savings Fund - Gr *	1.42	8.22	12.58	8.17	3	3	3	2
ICICI Prudential Regular Savings Fund Gr *	3.45	9.40	13.31	9.46	2	2	3	2
IDFC Regular Savings Fund - Regular Gr *	0.46	5.51	10.40	6.60	4	4	4	4
Kotak Debt Hybrid Fund - Gr *	2.27	11.44	17.66	11.60	2	1	1	1
L&T Conservative Hybrid Fund - Gr *	4.49	8.77	11.90	8.07	2	3	3	2
LIC MF Debt Hybrid Fund - Gr *	1.96	6.64	9.49	7.58	2	4	4	3
Navi Regular Saving Fund - Gr *	0.54	4.33	9.01	5.26	4	4	4	4
Nippon India Hybrid Bond Fund - Gr *	5.33	9.04	10.42	0.75	1	2	4	4
SBI Debt Hybrid Fund - Gr *	5.04	10.90	17.09	10.32	1	2	2	1
Sundaram Debt Oriented Hybrid Fund - Gr *	0.08	12.45	13.86	6.51	4	1	2	4
UTI Regular Savings Fund - Gr *	1.09	12.15	17.41	7.70	4	1	1	3
<b>Average of Conservative Hybrid Fund</b>	<b>4.30</b>	<b>9.79</b>	<b>13.82</b>	<b>7.89</b>				
<b>Universe</b>	<b>19</b>	<b>19</b>	<b>19</b>	<b>19</b>				

## Overnight Fund

Scheme Name	Annualized Returns				Quartile			
	15 D	1 M	3 M	6 M	15 D	1 M	3 M	6 M
Aditya Birla Sun Life Overnight Fund - Gr *	3.30	3.23	3.29	3.25	2	3	3	3
Axis Overnight Fund - Gr *	3.36	3.30	3.37	3.32	1	1	1	1
Baroda BNP Paribas Overnight Fund - Gr *	3.30	3.23	3.31	3.27	2	3	2	2
BOI AXA Overnight Fund - Gr *	3.57	3.47	3.50	3.45	1	1	1	1
Canara Robeco Overnight Fund - Gr *	3.32	3.28	3.36	3.31	1	1	1	1
DSP Overnight Fund - Gr *	3.31	3.26	3.32	3.30	2	2	2	2
Edelweiss Overnight Fund - Gr *	3.24	3.20	3.26	3.24	4	4	4	4
Franklin India Overnight Fund - Gr *	3.31	3.25	3.30	3.27	2	3	3	2
HDFC Overnight Fund - Gr *	3.26	3.20	3.24	3.24	4	4	4	4
HSBC Overnight Fund - Gr	3.25	3.24	3.30	3.28	4	3	3	2
ICICI Prudential Overnight Fund - Gr *	3.32	3.27	3.29	3.26	1	2	3	3
IDFC Overnight Fund - Gr *	3.29	3.24	3.31	3.25	3	3	2	3
Indiabulls Overnight Fund - Gr *	3.18	3.13	3.20	3.16	4	4	4	4
Invesco India Overnight Fund - Gr *	3.30	3.26	3.33	3.29	2	2	2	2
ITI Overnight Fund - Gr	3.10	3.09	3.18	3.18	4	4	4	4
JM Overnight Fund - Gr *	3.30	3.25	3.31	3.30	2	3	2	2
Kotak Overnight Fund - Gr *	3.30	3.26	3.29	3.27	2	2	3	2
L&T Overnight Fund - Gr *	3.57	3.37	3.33	3.27	1	1	2	2
LIC MF Overnight Fund - Gr *	3.28	3.23	3.29	3.25	3	3	3	3
Mahindra Manulife Overnight Fund - Gr *	3.30	3.27	3.35	3.31	2	2	1	1
Mirae Asset Overnight Fund - Gr *	3.36	3.32	3.37	3.34	1	1	1	1
Nippon India Overnight Fund - Gr *	3.41	3.32	3.34	3.31	1	1	1	1
PGIM India Overnight Fund - Gr *	3.32	3.28	3.36	3.33	1	1	1	1
SBI Overnight Fund - Gr *	3.32	3.26	3.31	3.26	1	2	2	3
Sundaram Overnight Fund - Gr *	3.25	3.20	3.23	3.20	4	4	4	4
Tata Overnight Fund - Gr *	3.27	3.21	3.31	3.24	3	4	2	4
Union Overnight Fund - Gr *	3.27	3.20	3.28	3.26	3	4	4	3
UTI Overnight Fund - Gr *	3.31	3.27	3.33	3.29	2	2	2	2
YES Overnight Fund - Gr	3.08	3.00	3.07	3.08	4	4	4	4
<b>Average of Overnight Fund</b>	<b>3.30</b>	<b>3.24</b>	<b>3.30</b>	<b>3.27</b>				
<b>Universe</b>	<b>29</b>	<b>29</b>	<b>29</b>	<b>29</b>				

## Liquid Fund

Scheme Name	Annualized Returns				Quartile			
	1 M	3 M	6 M	1 Yr	1 M	3 M	6 M	1 Yr
Aditya Birla Sun Life Liquid Fund - Gr *	3.77	3.56	3.50	3.38	1	1	1	2
Axis Liquid Fund - Gr *	3.75	3.58	3.51	3.40	1	1	1	1
Baroda BNP Paribas Liquid Fund Gr	3.84	3.62	3.53	3.43	1	1	1	1
BOI AXA Liquid Fund - Retail Plan - Gr *	3.85	3.61	3.57	3.39	1	1	1	1
Canara Robeco Liquid Fund - Regular Plan - Gr *	3.57	3.48	3.41	3.33	4	3	3	3
DSP Liquidity Fund - Regular Plan - Gr *	3.74	3.56	3.50	3.37	2	1	1	2
Edelweiss Liquid Fund - Retail Plan - Gr	3.50	3.34	3.32	3.29	4	4	4	4
Franklin India Liquid fund Super Instit. Plan - Gr *	3.66	3.57	3.51	3.39	3	1	1	1
HDFC Liquid Fund - Gr *	3.72	3.51	3.45	3.34	2	3	3	3
HSBC Cash Fund - Gr *	3.69	3.55	3.49	3.36	2	2	2	2
ICICI Prudential Liquid Fund - Gr *	3.75	3.52	3.44	3.33	1	3	3	3
IDBI Liquid Fund - Gr *	3.68	3.63	3.56	3.48	3	1	1	1
IDFC Cash Fund - Regular Plan - Gr *	3.65	3.53	3.46	3.36	3	3	3	2
IIFL Liquid Fund - Gr *	3.49	3.41	3.34	3.16	4	4	4	4
Indiabulls Liquid Fund - Gr *	3.23	3.25	3.18	3.06	4	4	4	4
Invesco India Liquid Fund - Gr *	3.73	3.55	3.47	3.37	2	2	2	2
ITI Liquid Fund - Gr *	3.46	3.34	3.23	3.14	4	4	4	4
JM Liquid Fund - Gr *	3.70	3.54	3.51	3.40	2	3	1	1
Kotak Liquid Regular Plan - Gr *	3.68	3.49	3.46	3.34	3	3	3	3
L&T Liquid Fund - Gr *	3.69	3.52	3.46	3.35	2	3	3	3
LIC MF Liquid Fund Gr *	3.59	3.48	3.40	3.33	4	3	4	3
Mahindra Manulife Liquid Fund - Gr *	3.68	3.55	3.48	3.40	3	2	2	1
Mirae Asset Cash Management Fund - Reg Gr *	3.72	3.53	3.47	3.38	2	3	2	2
Motilal Oswal Liquid Fund - Gr *	3.40	3.27	3.19	3.05	4	4	4	4
Navi Liquid Fund - Gr *	4.49	4.25	4.09	3.70	1	1	1	1
Nippon India Liquid Fund - Gr *	3.70	3.55	3.47	3.34	2	2	2	3



## Liquid Fund

Scheme Name	Annualized Returns				Quartile			
	1 M	3 M	6 M	1 Yr	1 M	3 M	6 M	1 Yr
Parag Parikh Liquid Fund - Gr *	3.51	3.41	3.35	3.22	4	4	4	4
PGIM India Insta Cash Fund - Gr *	3.67	3.55	3.47	3.38	3	2	2	2
Quant Liquid Plan - Gr *	3.90	3.88	3.98	3.89	1	1	1	1
Quantum Liquid Fund - Regular plan - Gr *	3.65	3.43	3.33	3.22	3	4	4	4
SBI Liquid Fund - Gr *	3.65	3.47	3.47	3.36	3	4	2	2
Sundaram Liquid Fund - Gr *	3.75	3.55	3.41	3.30	1	2	3	4
Tata Liquid Fund Regular Plan - Gr *	3.76	3.57	3.48	3.36	1	1	2	2
Union Liquid Fund - Gr *	3.70	3.55	3.46	3.38	2	2	3	2
UTI Liquid Cash Plan Institutional - Gr *	3.70	3.55	3.49	3.39	2	2	2	1
WhiteOak Capital Liquid Fund - Gr*	3.15	3.07	3.06	2.96	4	4	4	4
<b>Average of Liquid Fund</b>	<b>3.67</b>	<b>3.52</b>	<b>3.46</b>	<b>3.34</b>				
<b>Universe</b>	<b>36</b>	<b>36</b>	<b>36</b>	<b>36</b>				

## Ultra Short Duration Fund

Scheme Name	Annualized Returns				Quartile			
	1 M	3 M	6 M	1 Yr	1 M	3 M	6 M	1 Yr
Aditya Birla Sun Life Savings Fund - Gr *	5.01	4.53	4.04	4.17	1	1	1	1
Axis Ultra Short Term Fund - Gr *	4.38	3.71	3.27	3.31	2	2	3	3
Baroda BNP Paribas Ultra Short Duration Fund - Gr *	4.67	4.25	4.06	3.89	1	1	1	1
BOI AXA Ultra Short Duration Fund - Gr *	4.62	3.76	3.57	3.36	2	2	2	3
Canara Robeco Ultra Short Term Fund - Reg Gr *	3.86	3.17	2.88	2.80	4	4	4	4
DSP Ultra Short Fund - Gr *	4.20	3.59	3.16	3.06	3	3	4	4
HDFC Ultra Short Term Fund - Gr *	4.50	3.90	3.58	3.64	2	2	2	2
HSBC Ultra Short Duration Fund - Gr *	4.62	3.92	3.69	3.60	2	2	2	2
ICICI Prudential Ultra Short Term Fund - Gr *	4.14	3.85	3.71	3.96	3	2	1	1
IDBI Ultra Short Term Fund - Gr *	4.00	3.54	3.48	4.01	4	4	3	1
IDFC Ultra Short Term Fund - Gr *	4.65	3.88	3.61	3.49	2	2	2	2
Invesco India Ultra Short Term Fund - Gr *	4.02	3.61	3.27	3.20	3	3	3	4
Kotak Savings Fund - Gr *	4.69	3.95	3.55	3.44	1	1	2	2
L&T Ultra Short Term Fund - Gr *	4.70	3.97	3.69	3.53	1	1	2	2
LIC MF Ultra Short Term Fund - Gr *	3.54	3.24	3.21	3.26	4	4	4	4
Mahindra Manulife Ultra Short Term Fund - Gr *	4.20	3.59	3.45	3.44	3	3	3	2
Mirae Asset Ultra Short Duration Fund - Gr *	4.64	3.93	3.75	3.66	2	2	1	2
Motilal Oswal Ultra Short Term Fund - Gr *	3.45	2.89	2.64	2.54	4	4	4	4
Navi Ultra Short Term Fund - Gr *	2.77	2.57	2.27	2.16	4	4	4	4
Nippon India Ultra Short Duration Fund - Gr *	4.73	4.24	3.97	7.71	1	1	1	1
PGIM India Ultra Short Term Fund - Gr *	4.16	3.63	3.37	3.39	3	3	3	3
SBI Magnum Ultra Short Duration Fund - Gr *	4.79	4.12	3.72	3.59	1	1	1	2
Sundaram Ultra Short Duration Fund - Gr *	3.26	2.83	2.75	2.76	4	4	4	4
Tata Ultra Short Term Fund - Gr *	4.06	3.63	3.34	3.31	3	3	3	3
UTI Ultra Short Term Fund - Gr *	4.41	3.64	3.58	6.19	2	3	2	1
WhiteOak Capital Ultra Short Term Fund - Gr*	3.24	2.93	2.74	3.34	4	4	4	3
<b>Average of Ultra Short Duration Fund</b>	<b>4.20</b>	<b>3.65</b>	<b>3.40</b>	<b>3.65</b>				
<b>Universe</b>	<b>26</b>	<b>26</b>	<b>26</b>	<b>26</b>				

## Low Duration Fund

Scheme Name	Annualized Returns				Quartile			
	1 M	3 M	6 M	1 Yr	1 M	3 M	6 M	1 Yr
Aditya Birla Sun Life Low Duration Fund - Gr *	5.77	4.27	3.49	3.91	1	1	2	2
Axis Treasury Advantage Fund - Gr *	5.69	4.29	3.73	4.00	1	1	1	1
Baroda BNP Paribas Low Duration Fund - Regular - Gr	4.07	3.98	3.28	3.58	4	2	3	3
Canara Robeco Savings Fund - Regular Plan - Gr *	4.35	3.75	3.34	3.39	2	2	2	4
DSP Low Duration Fund - Regular Plan - Growth *	4.89	4.03	3.54	3.71	2	2	1	2
HDFC Low Duration Fund - Gr *	4.97	3.68	3.22	4.01	1	3	4	1

## Low Duration Fund

Scheme Name	Annualized Returns				Quartile			
	1 M	3 M	6 M	1 Yr	1 M	3 M	6 M	1 Yr
HSBC Low Duration Fund - Gr *	4.92	4.06	3.53	3.60	2	1	2	3
ICICI Prudential Savings Fund - Gr *	6.78	3.20	2.41	4.17	1	4	4	1
IDFC Low Duration Fund - Regular Plan - Gr *	4.32	3.83	3.51	3.68	3	2	2	2
Invesco India Treasury Advantage Fund - Gr *	4.24	3.74	3.40	3.62	4	3	2	2
JM Low Duration Fund - Gr *	4.26	3.87	3.52	3.50	3	2	2	3
Kotak Low Duration Fund Standard Gr *	4.75	3.58	3.04	3.82	2	4	4	2
L&T Low Duration Fund - Gr *	4.38	3.75	3.34	3.59	2	2	2	3
LIC MF Savings Fund - Gr *	3.80	3.60	3.23	3.40	4	4	3	4
Mahindra Manulife Low Duration Fund - Gr	3.83	3.30	3.04	3.34	4	4	4	4
Mirae Asset Savings Fund - Regular Savings Plan - Gr *	4.20	3.37	3.03	3.30	4	4	4	4
Nippon India Low Duration Fund - Gr *	4.33	4.22	3.69	4.21	3	1	1	1
PGIM India Low Duration Fund - Gr *	4.29	3.73	3.13	3.27	3	3	4	4
SBI Magnum Low Duration Fund - Gr *	4.35	3.73	3.30	3.52	2	3	3	3
Sundaram Low Duration Fund - Gr *	3.62	3.57	3.25	3.50	4	4	3	3
Tata Treasury Advantage Fund - Regular Plan - Gr *	4.26	3.79	3.56	3.88	3	2	1	2
UTI Treasury Advantage Fund - Instit. Plan Gr *	5.28	4.18	4.20	9.20	1	1	1	1
<b>Average of Low Duration Fund</b>	<b>4.61</b>	<b>3.80</b>	<b>3.35</b>	<b>3.92</b>				
<b>Universe</b>	<b>22</b>	<b>22</b>	<b>22</b>	<b>22</b>				

## Money Market Fund

Scheme Name	Annualized Returns				Quartile			
	1 M	3 M	6 M	1 Yr	1 M	3 M	6 M	1 Yr
Aditya Birla Sun Life Money Manager Fund - Gr *	4.84	4.32	3.99	3.97	2	1	1	1
Axis Money Market Fund - Gr *	5.09	4.32	3.95	3.90	1	1	2	1
Baroda BNP Paribas Money Market Fund - Gr *	3.73	3.87	3.61	3.23	4	2	3	4
DSP Savings Fund - Gr *	4.83	3.75	3.57	3.71	2	3	3	2
Edelweiss Money Market Fund - Gr *	3.85	3.25	2.97	2.99	4	4	4	4
Franklin India Savings Fund - Gr *	4.56	3.84	3.65	3.70	3	3	2	3
HDFC Money Market Fund - Gr *	4.94	4.18	3.90	3.89	2	2	2	2
ICICI Prudential Money Market Fund - Gr *	5.17	4.13	3.85	3.81	1	2	2	2
IDFC Money Manager Fund - Reg Gr *	4.33	3.61	3.25	3.09	4	4	4	4
Invesco India Money Market Fund - Gr *	4.83	3.79	3.52	3.57	2	3	3	3
Kotak Money Market Fund - Gr *	5.05	4.28	3.95	3.85	2	2	2	2
L&T Money Market Fund - Gr *	4.66	3.67	3.38	3.16	3	4	4	4
Nippon India Money Market Fund - Gr *	5.09	4.42	4.06	3.92	1	1	1	1
PGIM India Money Market Fund - Gr *	4.25	3.53	3.15	3.05	4	4	4	4
SBI Savings Fund - Gr *	4.55	3.85	3.51	3.44	3	3	3	3
Sundaram Money Market Fund - Gr *	4.16	3.57	3.39	3.43	4	4	4	3
Tata Money Market Fund Regular Plan - Gr *	5.31	4.36	4.00	4.01	1	1	1	1
UTI Money Market Fund - Instit. Gr *	5.12	4.37	4.00	3.90	1	1	1	1
<b>Average of Money Market Fund</b>	<b>4.69</b>	<b>3.95</b>	<b>3.65</b>	<b>3.59</b>				
<b>Universe</b>	<b>18</b>	<b>18</b>	<b>18</b>	<b>18</b>				

## Short Duration Fund

Scheme Name	Annualized Returns				Quartile			
	3 M	6 M	1 Yr	2 Yr	3 M	6 M	1 Yr	2 Yr
Aditya Birla Sun Life Short Term Fund - Gr *	4.27	3.40	4.71	7.43	2	2	1	1
Axis Short Term Fund - Gr *	4.13	3.28	4.34	6.11	2	2	2	2
Baroda BNP Paribas Short Duration Fund - Gr *	3.85	3.22	4.11	4.80	1	2	2	4
BOI AXA Short Term Income Fund - Reg Gr *	64.32	33.49	18.88	6.42	1	1	1	2
Canara Robeco Short Duration Fund - Gr *	3.17	2.65	3.37	5.26	1	3	4	3
DSP Short Term Fund - Gr *	3.51	2.75	3.72	5.55	3	3	4	3
HDFC Short Term Debt Fund - Gr *	3.19	2.97	4.58	6.53	3	2	2	1
HSBC Short Duration Fund - Gr *	4.02	3.01	3.93	3.82	3	2	3	4
ICICI Prudential Short Term Fund - Gr *	2.65	2.54	4.20	6.45	1	4	2	1
IDBI Short Term Bond Fund - Gr *	3.09	3.44	12.90	10.37	3	1	1	1
IDFC Bond Fund - Short Term Plan - Reg Gr *	3.43	3.26	4.05	5.77	2	2	3	2

## Short Duration Fund

Scheme Name	Annualized Returns				Quartile			
	3 M	6 M	1 Yr	2 Yr	3 M	6 M	1 Yr	2 Yr
Indiabulls Short Term Fund - Gr *	1.52	1.57	2.84	3.89	3	4	4	4
Invesco India Short Term Fund - Gr *	3.53	2.75	3.66	5.24	4	3	4	3
Kotak Bond Short Term Plan - Gr *	3.20	2.54	4.24	5.86	4	4	2	2
L&T Short Term Bond Fund - Gr *	3.53	2.88	3.94	5.45	3	3	3	3
LIC MF Short Term Debt Fund - Gr *	2.54	1.89	3.07	4.65	4	4	4	4
Mirae Asset Short Term Fund - Gr *	3.24	2.72	3.79	5.04	2	3	3	4
Nippon India Short Term Fund Gr *	4.14	3.45	4.91	6.44	1	1	1	2
PGIM India Short Maturity Fund - Gr *	2.90	2.12	3.80	5.14	4	4	3	4
SBI Short Term Debt Fund - Gr *	3.89	2.94	4.09	5.69	4	3	3	3
Sundaram Short Duration Fund - Gr *	3.27	3.47	4.38	5.92	4	1	2	2
TATA Short Term Bond Fund Regular Plan - Gr *	3.31	2.56	3.60	5.35	1	4	4	3
UTI Short Term Income Fund - Instit. Gr *	3.51	3.48	9.14	8.78	4	1	1	1
<b>Average of Short Duration Fund</b>	<b>6.01</b>	<b>4.19</b>	<b>5.23</b>	<b>5.91</b>				
<b>Universe</b>	<b>23</b>	<b>23</b>	<b>23</b>	<b>23</b>				

## Medium Duration Fund

Scheme Name	Annualized Returns				Quartile			
	6 M	1 Yr	2 Yr	3 Yr	6 M	1 Yr	2 Yr	3 Yr
Aditya Birla Sun Life Medium Term Plan - Gr	11.26	9.45	9.66	5.04	1	1	1	3
Axis Strategic Bond Fund - Gr *	3.84	5.64	6.82	7.05	1	2	2	2
Baroda BNP Paribas Medium Term Fund - Gr *	1.97	3.59	4.29	1.85	4	4	4	4
DSP Bond Fund - Gr *	2.87	4.16	5.72	4.75	3	4	3	3
HDFC Medium Term Debt Fund - Gr *	3.02	5.55	6.56	7.49	2	2	2	1
ICICI Prudential Medium Term Bond Fund - Gr *	3.15	5.37	6.86	7.92	2	3	2	1
IDFC Bond Fund - Medium Term Plan - Reg Gr *	2.88	4.19	5.61	6.84	3	4	4	2
Kotak Medium Term Fund - Gr *	3.66	6.04	6.23	6.35	1	2	3	2
L&T Resurgent India Bond Fund - Gr *	2.87	4.70	5.98	6.72	3	3	3	2
Nippon India Strategic Debt Fund - Gr *	2.24	17.85	9.36	-5.04	4	1	1	4
SBI Magnum Medium Duration Fund - Reg Gr *	3.06	4.88	6.91	8.36	2	3	2	1
Sundaram Medium Term Bond Fund Regular - App *	0.59	2.63	3.67	4.69	4	4	4	3
Tata Medium Term Fund Regular Plan - Gr *	3.08	5.54	7.07	1.50	2	2	1	4
Union Medium Duration Fund - Gr *	2.51	4.52	N.A.	N.A.	3	3	-	-
UTI Medium Term Fund - Regular Plan - Gr *	2.30	7.15	4.83	3.57	4	1	4	4
<b>Average of Medium Duration Fund</b>	<b>3.29</b>	<b>6.08</b>	<b>6.40</b>	<b>4.79</b>				
<b>Universe</b>	<b>15</b>	<b>15</b>	<b>14</b>	<b>14</b>				

## Medium to Long Duration Fund

Scheme Name	Annualized Returns				Quartile			
	6 M	1 Yr	2 Yr	3 Yr	6 M	1 Yr	2 Yr	3 Yr
Aditya Birla Sun Life Income Fund - Gr *	3.22	5.49	6.90	8.24	1	1	1	1
Canara Robeco Income Fund - Gr *	0.26	2.66	4.48	6.49	4	4	3	3
HDFC Income Fund Gr *	0.33	2.79	4.17	5.93	4	4	4	4
HSBC Debt Fund - Gr *	0.38	3.30	3.84	6.07	4	3	4	3
ICICI Prudential Bond Fund - Gr *	0.66	3.31	5.56	7.36	3	3	2	2
IDFC Bond Fund - Income Plan - Reg Gr *	2.04	3.75	4.92	7.15	1	2	3	2
JM Income Fund - Gr *	0.86	3.32	4.38	0.82	3	2	3	4
Kotak Bond Regular Plan - Gr *	1.05	4.28	5.53	7.37	2	1	2	1
LIC MF Bond Gr *	0.98	2.36	3.87	5.94	2	4	4	4
Nippon India Income Fund - Retail Gr *	-0.24	2.75	4.07	6.83	4	4	4	3
SBI Magnum Income Fund Gr *	1.35	4.04	6.05	8.19	2	2	1	1
Tata Income Fund - Regular Plan - Gr *	1.61	3.30	5.24	7.03	1	3	2	2
UTI Bond Fund - Gr *	0.55	9.82	8.35	1.48	3	1	1	4
<b>Avg of Medium to Long Duration Fund</b>	<b>1.00</b>	<b>3.94</b>	<b>5.18</b>	<b>6.07</b>				
<b>Universe</b>	<b>13</b>	<b>13</b>	<b>13</b>	<b>13</b>				

## Dynamic Bond Fund

Scheme Name	Annualized Returns				Quartile			
	6 M	1 Yr	2 Yr	3 Yr	6 M	1 Yr	2 Yr	3 Yr
Aditya Birla Sun Life Dynamic Bond Fund - Gr *	2.71	4.74	6.48	4.55	2	2	1	4
Axis Dynamic Bond Fund - Gr *	1.97	4.69	6.16	8.28	2	2	2	1
Baroda BNP Paribas Dynamic Bond Fund - Gr *	2.23	3.25	3.78	5.58	2	3	4	4
Canara Robeco Dynamic Bond Fund - Reg Gr *	1.09	2.09	3.92	5.80	3	4	4	4
DSP Strategic Bond Fund - Instt. Plan - Gr *	1.59	4.05	5.36	7.41	3	3	3	2
HDFC Dynamic Debt Fund - Gr *	0.00	7.83	7.10	6.57	4	1	1	3
HSBC Flexi Debt Fund - Gr *	1.14	3.05	3.84	6.03	3	4	4	4
ICICI Prudential All Seasons Bond Fund - Gr *	2.03	4.37	6.65	8.06	2	2	1	1
IDBI Dynamic Bond Fund - Gr *	0.71	4.98	6.03	6.03	4	1	2	4
IDFC Dynamic Bond Fund - Regular Gr *	3.03	4.52	5.68	7.97	1	2	2	1
IIFL Dynamic Bond Fund - Gr *	5.21	7.08	6.54	6.88	1	1	1	2
Indiabulls Dynamic Bond Fund - Gr *	2.72	4.21	4.99	6.06	1	2	3	3
Kotak Dynamic Bond Fund Regular Plan - Gr *	2.16	4.67	6.27	7.74	2	2	2	1
L&T Flexi Bond Fund - Gr *	0.46	2.82	4.17	6.21	4	4	4	3
Mirae Asset Dynamic Bond Fund - Gr *	2.97	3.64	4.15	7.45	1	3	4	2
Nippon India Dynamic Bond Fund - Gr *	1.94	4.14	5.72	6.84	3	3	2	2
PGIM India Dynamic Bond Fund - Gr *	0.40	3.13	4.31	6.45	4	4	3	3
Quantum Dynamic Bond Fund - Regular Gr *	2.23	3.98	4.83	7.19	2	3	3	2
SBI Dynamic Bond Fund - Gr *	1.46	2.85	4.44	7.49	3	4	3	1
Tata Dynamic Bond Fund Regular Plan - Gr *	3.56	5.04	5.64	6.24	1	1	2	3
Union Dynamic Bond Fund - Gr *	-0.71	2.67	4.26	6.66	4	4	4	2
UTI Dynamic Bond Fund - Gr *	0.45	11.06	8.93	4.10	4	1	1	4
<b>Average of Dynamic Bond Fund</b>	<b>1.79</b>	<b>4.49</b>	<b>5.42</b>	<b>6.62</b>				
<b>Universe</b>	<b>22</b>	<b>22</b>	<b>22</b>	<b>22</b>				

## Corporate Bond Fund

Scheme Name	Annualized Returns				Quartile			
	6 M	1 Yr	2 Yr	3 Yr	6 M	1 Yr	2 Yr	3 Yr
Aditya Birla Sun Life Corporate Bond Fund - Gr *	3.69	4.99	7.36	7.96	1	1	1	1
Axis Corporate Debt Fund - Gr *	3.35	4.41	6.78	6.45	1	2	1	4
Baroda BNP Paribas Corporate Bond Fund - Gr *	2.14	3.25	5.25	3.50	4	4	4	4
Canara Robeco Corporate Bond Fund - Gr *	2.70	3.71	5.51	6.57	4	4	4	4
DSP Corporate Bond Fund - Gr *	3.70	3.73	5.79	7.07	1	4	4	3
Franklin India Corporate Debt Fund - Gr *	3.11	4.08	5.91	6.63	2	4	4	4
HDFC Corporate Bond Fund - Gr *	3.09	4.83	6.79	7.89	3	1	1	1
HSBC Corporate Bond Fund - Gr *	2.98	4.68	N.A.	N.A.	3	2	-	-
ICICI Prudential Corporate Bond Fund - Gr *	2.67	4.27	6.58	7.39	4	3	2	2
IDFC Corporate Bond Fund - Gr *	3.28	4.74	6.85	7.31	2	2	1	2
Invesco India Corporate Bond Fund - Gr *	3.10	4.18	6.16	7.27	3	3	3	2
Kotak Corporate Bond Fund Standard Gr *	3.16	4.59	6.18	7.08	2	2	2	3
L&T Triple Ace Bond Fund - Gr *	2.42	5.04	6.29	8.72	4	1	2	1
Nippon India Corporate Bond - Gr *	4.04	5.26	6.42	6.87	1	1	2	3
PGIM India Premier Bond Fund - Gr *	2.70	4.63	6.17	7.09	4	2	3	3
SBI Corporate Bond Fund - Gr *	3.05	4.12	5.89	7.12	3	4	4	2
Sundaram Corporate Bond Fund - Regular Gr *	3.32	4.25	6.45	7.79	2	3	2	2
Union Corporate Bond Fund - Gr *	2.95	4.21	5.96	5.36	3	3	3	4
UTI Corporate Bond Fund - Gr *	3.13	4.31	6.16	7.92	2	3	3	1
<b>Average of Corporate Bond Fund</b>	<b>3.08</b>	<b>4.38</b>	<b>6.25</b>	<b>7.00</b>				
<b>Universe</b>	<b>19</b>	<b>19</b>	<b>18</b>	<b>18</b>				

## Credit Risk Fund

Scheme Name	Annualized Returns				Quartile			
	6 M	1 Yr	2 Yr	3 Yr	6 M	1 Yr	2 Yr	3 Yr
Aditya Birla Sun Life Credit Risk Fund - Reg Gr *	4.55	5.82	7.48	5.86	2	3	2	2
Axis Credit Risk Fund - Gr *	4.14	5.70	6.55	5.77	3	4	3	3
Baroda BNP Paribas Credit Risk Fund - Gr *	4.81	14.19	11.77	7.55	2	1	1	1
DSP Credit Risk Fund - Gr *	15.30	9.15	6.33	5.58	1	2	3	3
HDFC Credit Risk Debt Fund - Gr *	4.23	6.92	8.15	8.47	3	2	2	1
ICICI Prudential Credit Risk Fund - Gr *	5.21	6.71	7.59	8.21	1	2	2	1
IDBI Credit Risk Fund - Gr *	5.07	16.70	12.96	1.67	2	1	1	4
IDFC Credit Risk Fund - Gr *	2.63	4.44	4.96	6.24	4	4	4	2
Invesco India Credit Risk Fund - Gr *	2.20	3.34	4.85	3.97	4	4	4	3
Kotak Credit Risk Fund - Gr *	3.96	5.89	6.03	6.65	3	3	4	2
L&T Credit Risk Fund - Gr *	3.27	5.78	4.45	3.82	4	3	4	4
Nippon India Credit Risk Fund - Gr *	4.79	12.74	10.17	2.50	2	2	1	4

## Credit Risk Fund

Scheme Name	Annualized Returns				Quartile			
	6 M	1 Yr	2 Yr	3 Yr	6 M	1 Yr	2 Yr	3 Yr
SBI Credit Risk Fund - Regular Plan - Gr *	3.82	5.56	6.79	6.58	4	4	3	2
UTI Credit Risk Fund - Gr *	5.48	21.86	8.54	-6.06	1	1	2	4
<b>Average of Credit Risk Fund</b>	<b>4.96</b>	<b>8.91</b>	<b>7.62</b>	<b>4.77</b>				
<b>Universe</b>	<b>14</b>	<b>14</b>	<b>14</b>	<b>14</b>				

## Banking and PSU Fund

Scheme Name	Annualized Returns				Quartile			
	3 M	6 M	1 Yr	2 Yr	3 M	6 M	1 Yr	2 Yr
Aditya Birla Sun Life Banking & PSU Debt Fund - Gr *	3.96	3.33	4.69	6.41	1	1	1	1
Axis Banking & PSU Debt Fund - Gr *	3.84	3.39	3.95	5.83	1	1	4	3
Baroda BNP Paribas Banking & PSU Bond Fund - Gr *	3.54	3.02	4.49	N.A.	3	3	2	-
DSP Banking & PSU Debt Fund - Gr *	3.22	2.94	3.85	5.91	3	3	4	3
Edelweiss Banking And PSU Debt Fund - Gr *	2.32	2.70	5.37	6.70	4	4	1	1
Franklin India Banking & PSU Debt Fund - Gr *	3.57	3.23	4.30	5.23	2	2	2	4
HDFC Banking and PSU Debt Fund - Gr *	3.16	3.07	4.51	6.23	3	3	2	2
ICICI Prudential Banking & PSU Debt Fund - Gr *	2.57	2.55	4.62	6.22	4	4	1	2
IDFC Banking & PSU Debt Fund - Regular Plan - Gr *	3.87	3.33	4.06	6.21	1	1	3	2
Invesco India Banking & PSU Debt Fund - Gr *	1.04	1.85	4.08	5.44	4	4	3	4
ITI Banking & PSU Debt Fund - Gr *	3.29	2.97	4.22	N.A.	3	3	3	-
Kotak Banking & PSU Debt Fund - Gr *	3.27	3.09	4.93	6.31	3	2	1	2
L&T Banking and PSU Debt Fund - Gr *	4.02	3.18	4.10	5.98	1	2	3	2
LIC MF Banking & PSU Debt Fund - Gr *	3.07	2.64	3.32	4.94	4	4	4	4
Mirae Asset Banking and PSU Debt Fund - Gr *	3.00	2.84	3.88	N.A.	4	4	4	-
Nippon India Banking And PSU Debt Fund - Gr *	3.74	3.26	4.59	6.44	2	1	2	1
PGIM India Banking and PSU Debt Fund - Gr *	3.10	2.66	4.57	5.88	4	4	2	3
SBI Banking and PSU Fund - Gr *	3.75	2.89	3.97	5.71	2	3	3	3
Sundaram Banking & PSU Debt Fund - Regular - Gr *	4.04	3.25	3.21	4.83	1	2	4	4
Tata Banking & Psu Debt Fund - Gr *	3.55	3.35	4.83	6.38	2	1	1	1
UTI Banking & PSU Debt Fund - Gr *	3.70	3.20	3.57	5.15	2	2	4	4
<b>Average of Banking and PSU Fund</b>	<b>3.32</b>	<b>2.99</b>	<b>4.24</b>	<b>5.88</b>				
<b>Universe</b>	<b>21</b>	<b>21</b>	<b>21</b>	<b>18</b>				

## Floater Fund

Scheme Name	Annualized Returns				Quartile			
	3 M	6 M	1 Yr	2 Yr	3 M	6 M	1 Yr	2 Yr
Aditya Birla Sun Life Floating Rate Fund - Gr *	4.91	3.75	4.55	5.82	1	1	1	3
DSP Floater Fund - Gr *	1.68	2.10	4.13	N.A.	4	4	3	-
Franklin India Floating Rate Fund - Gr	3.31	2.32	3.50	4.31	3	3	4	4
HDFC Floating Rate Debt Fund - Gr *	3.69	2.98	4.45	6.20	2	2	2	2
ICICI Prudential Floating Interest Fund - Gr *	1.87	0.84	4.01	6.01	4	4	3	3
IDFC Floating Rate Fund - Gr *	3.93	3.47	3.81	N.A.	2	1	4	-
Kotak Floating Rate Fund - Gr *	3.68	3.06	5.65	6.91	3	2	1	1
Nippon India Floating Rate Fund - Gr *	3.89	3.29	4.54	6.78	2	2	2	2
SBI Floating Rate Debt Fund Reg Plan - Gr *	4.11	2.95	4.14	N.A.	1	3	2	-
UTI Floater Fund - Gr *	2.82	2.12	3.37	4.80	4	4	4	4
<b>Average of Floater Fund</b>	<b>3.39</b>	<b>2.69</b>	<b>4.22</b>	<b>5.83</b>				
<b>Universe</b>	<b>10</b>	<b>10</b>	<b>10</b>	<b>7</b>				

## Gilt Fund

Scheme Name	Annualized Returns				Quartile			
	6 M	1 Yr	2 Yr	3 Yr	6 M	1 Yr	2 Yr	3 Yr
Aditya Birla Sun Life Government Securities Fund - Gr *	2.27	5.09	6.32	8.44	1	1	1	2
Axis Gilt Fund - Gr *	0.75	3.38	5.80	8.55	2	3	1	1
Baroda BNP Paribas Gilt Fund Gr *	-0.02	3.21	4.13	6.38	3	3	3	3
Canara Robeco Gilt Fund - Gr *	1.61	2.97	4.50	6.95	1	3	3	3
DSP Government Securities Fund - Gr *	1.11	4.07	5.67	8.72	2	1	2	1
Edelweiss Government Securities Fund - Gr *	0.97	4.99	6.74	8.86	2	1	1	1
Franklin India Government Securities Fund - Gr *	2.03	4.20	3.60	5.76	1	1	4	4
HDFC Gilt Fund - Gr *	0.94	3.62	4.84	6.46	2	2	2	3
ICICI Prudential Gilt Fund - Regular Gr *	-0.18	4.03	6.14	8.13	3	2	1	2
IDBI Gilt Fund - Gr *	-0.38	2.56	2.68	5.14	4	4	4	4
IDFC GSF - Investment Plan - Regular Plan - Gr *	3.28	4.83	6.06	9.01	1	1	1	1
Invesco India Gilt Fund - Gr *	-0.32	1.39	2.69	5.49	4	4	4	4
Kotak Gilts Investment - Gr *	-0.14	3.92	5.38	7.66	3	2	2	2
L&T Gilt Fund - Gr *	-1.09	1.97	3.77	6.25	4	4	4	4

## Gilt Fund

Scheme Name	Annualized Returns				Quartile			
	6 M	1 Yr	2 Yr	3 Yr	6 M	1 Yr	2 Yr	3 Yr
LIC MF Gilt Fund - Gr *	1.35	2.70	4.43	7.26	2	4	3	2
Nippon India Gilt Securities Fund - Gr *	0.36	3.34	4.51	7.60	3	3	3	2
PGIM India Gilt Fund - Gr *	0.34	3.59	4.30	6.74	3	2	3	3
SBI Magnum Gilt Fund - Gr *	1.69	3.61	5.41	8.65	1	2	2	1
TATA Gilt Securities Fund Regular Plan - Gr *	-0.27	2.21	3.40	6.05	4	4	4	4
UTI Gilt Fund - Gr *	-0.46	2.71	4.61	7.20	4	3	2	3
<b>Average of Gilt Fund</b>	<b>0.69</b>	<b>3.42</b>	<b>4.75</b>	<b>7.27</b>				
<b>Universe</b>	<b>20</b>	<b>20</b>	<b>20</b>	<b>20</b>				

## Gilt Fund with 10 yr constant duration

Scheme Name	Annualized Returns				Quartile			
	6 M	1 Yr	2 Yr	3 Yr	6 M	1 Yr	2 Yr	3 Yr
DSP 10Y G-Sec Fund - Gr *	-2.42	0.31	3.55	6.87	4	4	4	4
ICICI Prudential Constant Maturity Gilt Fund - Gr *	-0.55	3.76	5.86	9.01	2	1	1	1
IDFC Government Sec Constant Maturity Plan - Reg - Gr *	-1.38	2.88	4.92	8.50	3	3	2	2
SBI Magnum Constant Maturity Fund - Gr *	-0.36	3.55	4.74	7.89	1	2	3	3
<b>Avg of Gilt Fund 10 yr constant duration</b>	<b>-1.18</b>	<b>2.63</b>	<b>4.77</b>	<b>8.07</b>				
<b>Universe</b>	<b>4</b>	<b>4</b>	<b>4</b>	<b>4</b>				

## Solution Oriented Fund

Scheme Name	Annualized Returns				Quartile			
	6 M	1 Yr	3 Yr	5 Yr	6 M	1 Yr	3 Yr	5 Yr
Aditya Birla Sun Life Retirement Fund - The 30s Plan - Gr *	-4.32	4.80	8.11	N.A.	4	4	3	-
Aditya Birla Sun Life Retirement Fund - The 40s Plan - Gr *	-3.17	4.68	7.98	N.A.	3	4	3	-
Aditya Birla Sun Life Retirement Fund - The 50s Plan - Gr *	-0.10	2.23	4.49	N.A.	2	4	4	-
Axis Retirement Savings Fund - Aggressive Plan - Gr *	-8.07	6.52	N.A.	N.A.	4	3	-	-
Axis Retirement Savings Fund - Conservative Plan - Gr *	0.52	9.70	N.A.	N.A.	2	2	-	-
Axis Retirement Savings Fund - Dynamic Plan - Gr *	-7.81	7.80	N.A.	N.A.	4	3	-	-
Franklin India Pension Plan Gr	-0.83	6.57	7.61	7.05	2	3	4	3
HDFC Retirement Savings Fund - Equity - Gr	-0.97	26.98	17.89	14.77	3	1	1	1
HDFC Retirement Savings Fund - Hybrid Debt - Gr	0.63	6.84	7.79	6.90	2	3	3	4
HDFC Retirement Savings Fund - Hybrid Equity - Gr	-1.76	14.81	13.16	12.07	3	2	1	1
ICICI Prudential Retirement Fund - Hybrid Aggressive Plan - Gr	1.09	18.07	12.70	N.A.	1	1	1	-
ICICI Prudential Retirement Fund - Hybrid Conservative Plan - Gr	0.91	6.12	7.86	N.A.	1	3	3	-
ICICI Prudential Retirement Fund - Pure Equity Plan - Gr	9.38	36.76	17.95	N.A.	1	1	1	-
Nippon India Retirement Fund - Income Generation Scheme - Gr *	-0.67	4.57	7.10	6.37	2	4	4	4
Nippon India Retirement Fund - Wealth Creation Scheme - Gr *	-1.93	20.26	8.57	8.93	3	1	2	2
Tata Retirement Savings Fund - Conservative Plan - Gr *	-1.15	5.53	7.63	7.04	3	4	4	4
Tata Retirement Savings Fund - Moderate Plan - Gr *	-4.52	11.59	11.24	10.80	4	2	2	2
Tata Retirement Savings Fund - Progressive Plan - Gr *	-6.54	11.45	12.04	11.72	4	2	2	2
UTI Retirement Benefit Pension Fund - Gr	0.79	14.16	9.01	7.68	1	2	2	3
<b>Average Return</b>	<b>-1.50</b>	<b>11.55</b>	<b>10.07</b>	<b>9.33</b>				
<b>Universe</b>	<b>19</b>	<b>19</b>	<b>16</b>	<b>10</b>				

## Equity Funds

Scheme Name	3 Years				
	Std. Deviation	Sharpe Ratio	Beta	Treynor Ratio	Alpha
Aditya Birla Sun Life Dividend Yield Fund - Gr	20.30	0.20	0.92	1.28	0.02
Aditya Birla Sun Life Equity Advantage Fund - Gr	23.75	0.19	1.10	1.16	-0.11
Aditya Birla Sun Life Flexi Cap Fund - Gr	22.48	0.18	1.04	1.13	-0.14
Aditya Birla Sun Life Focused Equity Fund - Gr	20.76	0.18	0.95	1.14	-0.12
Aditya Birla Sun Life Frontline Equity Fund - Gr	21.10	0.17	0.97	1.05	-0.20
Aditya Birla Sun Life India GenNext Fund - Gr	19.92	0.21	0.91	1.34	0.07
Aditya Birla Sun Life Manufacturing Equity Fund - Gr	17.62	0.19	0.79	1.21	-0.04
Aditya Birla Sun Life Midcap Fund - Gr	23.90	0.18	1.09	1.14	-0.13
Aditya Birla Sun Life MNC Fund Gr	17.10	0.08	0.74	0.52	-0.55
Aditya Birla Sun Life Pure Value Fund - Gr	23.84	0.12	1.08	0.74	-0.56
Aditya Birla Sun Life Small Cap Fund - Gr	28.31	0.14	1.26	0.88	-0.48
Aditya Birla Sun Life Tax Relief 96 Fund - Gr	19.03	0.10	0.87	0.61	-0.56
Axis Bluechip Fund - Gr	17.27	0.23	0.75	1.51	0.18
Axis Flexi Cap Fund - Gr	17.43	0.24	0.76	1.61	0.26
Axis Focused 25 Fund - Gr	21.06	0.20	0.93	1.29	0.03
Axis Growth Opportunities Fund - Gr	19.18	0.31	0.85	2.02	0.65
Axis Long Term Equity Fund - Gr	20.13	0.20	0.88	1.30	0.03
Axis MidCap Fund - Gr	18.44	0.30	0.84	1.89	0.53
Axis Small Cap Fund - Gr	23.12	0.33	1.02	2.18	0.93
Baroda BNP Paribas ELSS Fund - Gr	17.58	0.22	0.81	1.35	0.07
Baroda BNP Paribas Focused Fund - Gr	18.53	0.19	0.85	1.22	-0.03
Baroda BNP Paribas Large Cap Fund - Gr	17.74	0.22	0.80	1.41	0.12
Baroda BNP Paribas Mid Cap Fund - Gr	21.50	0.26	0.97	1.68	0.40
Baroda BNP Paribas Multi Cap Fund - Gr Plan	20.35	0.26	0.93	1.62	0.33
BOI AXA Large & Mid Cap Equity Fund - Reg Gr	20.22	0.21	0.93	1.32	0.06
BOI AXA Small Cap Fund - Gr	24.12	0.36	1.03	2.44	1.21
BOI AXA Tax Advantage Fund - Regular Gr	19.97	0.30	0.90	1.96	0.62
Canara Robeco Bluechip Equity Fund - Gr	18.28	0.24	0.84	1.50	0.20
Canara Robeco Consumer Trends Fund - Regular Gr	18.53	0.23	0.84	1.45	0.16
Canara Robeco Emerging Equities Fund - Gr	21.12	0.22	0.98	1.39	0.13
Canara Robeco Equity Tax Saver Fund - Gr	19.52	0.25	0.89	1.60	0.30
Canara Robeco Flexi Cap Fund - Gr	18.67	0.23	0.86	1.46	0.17
Canara Robeco Small Cap Fund - Gr	25.28	0.32	1.10	2.15	0.98
DSP Equity Opportunities Fund - Gr	22.42	0.17	1.04	1.09	-0.18
DSP Flexi Cap Fund - Reg. Plan - Gr	21.25	0.21	0.98	1.29	0.03
DSP Focus Fund - Gr	22.45	0.14	1.02	0.91	-0.35
DSP Midcap Fund - Reg Gr	20.92	0.19	0.95	1.23	-0.03
DSP Natural Resources and New Energy Fund - Gr	26.80	0.20	1.05	1.51	0.26
DSP Small Cap Fund - Gr	26.49	0.25	1.16	1.66	0.46
DSP Tax Saver Fund - Gr	21.74	0.21	1.01	1.32	0.06
DSP Top 100 Equity Fund Gr	22.61	0.12	1.03	0.77	-0.50
Edelweiss Flexi Cap Fund - Gr	20.87	0.19	0.97	1.19	-0.07
Edelweiss Large & Mid Cap Fund - Regular Gr	20.30	0.22	0.94	1.40	0.13
Edelweiss Large Cap Fund - Gr	20.22	0.18	0.93	1.14	-0.11
Edelweiss Long Term Equity Fund (Tax Savings) - Gr	21.00	0.18	0.98	1.10	-0.16
Edelweiss Mid Cap Fund - Regular Gr	23.94	0.25	1.09	1.56	0.33
Edelweiss Small Cap Fund - Gr	25.07	0.30	1.11	1.95	0.77
Franklin India Bluechip Fund Gr	21.95	0.15	0.99	0.98	-0.28
Franklin India Equity Advantage Fund - Gr	24.98	0.15	1.15	0.94	-0.37
Franklin India Flexi Cap Fund - Gr	22.37	0.20	1.02	1.26	0.00
Franklin India Focused Equity Fund - Gr	24.40	0.18	1.08	1.15	-0.13
Franklin India Opportunities Fund-Gr	22.08	0.16	1.01	1.00	-0.27
Franklin India Prima Fund Gr	23.27	0.15	1.07	0.96	-0.32
Franklin India Smaller Companies Fund - Gr	26.42	0.18	1.19	1.16	-0.12
Franklin India Taxshield Gr	23.11	0.16	1.06	0.99	-0.29
HDFC Capital Builder Value Fund - Gr	22.70	0.14	1.05	0.90	-0.38
HDFC Flexi Cap Fund - Gr	24.15	0.15	1.08	1.00	-0.28
HDFC Focused 30 Fund - Gr	23.68	0.15	1.06	0.97	-0.31
HDFC Large and Mid Cap Fund - Gr	23.30	0.19	1.07	1.19	-0.07
HDFC Mid Cap Opportunities Fund - Gr	23.77	0.19	1.09	1.20	-0.06
HDFC Small Cap Fund - Gr	28.01	0.17	1.24	1.10	-0.20
HDFC Tax saver - Gr	21.74	0.14	1.00	0.85	-0.41
HDFC Top 100 Fund - Gr	22.32	0.13	1.00	0.83	-0.43
HSBC Flexi Cap Fund - Gr	22.03	0.16	1.02	0.98	-0.29
HSBC Large and Mid Cap Equity Fund - Gr	20.97	0.20	0.98	1.21	-0.05
HSBC Large Cap Equity Fund - Gr	19.94	0.17	0.90	1.12	-0.13
HSBC Small Cap Equity Fund - Gr	26.42	0.20	1.14	1.34	0.08
HSBC Tax Saver Equity Fund - Gr	21.85	0.17	1.01	1.05	-0.21
ICICI Prudential Bluechip Fund - Gr	20.31	0.19	0.93	1.21	-0.04
ICICI Prudential Dividend Yield Equity Fund - Gr	20.66	0.21	0.92	1.36	0.09
ICICI Prudential Exports and Services Fund - Gr	20.20	0.21	0.91	1.32	0.05
ICICI Prudential Focused Equity Fund - Retail Gr	18.54	0.22	0.82	1.46	0.16
ICICI Prudential India Opportunities Fund - Gr	25.97	0.18	1.10	1.25	-0.01
ICICI Prudential Large & Mid Cap Fund - Gr	23.67	0.20	1.08	1.25	-0.01
ICICI Prudential Long Term Equity Fund - Regular Gr	22.08	0.19	1.01	1.18	-0.08

## Equity Funds

Scheme Name	3 Years				
	Std. Deviation	Sharpe Ratio	Beta	Treynor Ratio	Alpha
ICICI Prudential Manufacturing Fund - Gr	22.93	0.19	1.03	1.25	-0.02
ICICI Prudential MidCap Fund - Gr	25.21	0.19	1.16	1.20	-0.07
ICICI Prudential Multicap Fund - Gr	22.92	0.16	1.05	1.01	-0.27
ICICI Prudential Smallcap Fund - Gr	27.57	0.26	1.20	1.74	0.57
ICICI Prudential Value Discovery Fund Gr	19.45	0.25	0.85	1.67	0.35
IDBI Dividend Yield Fund - Gr	16.83	0.26	0.76	1.67	0.31
IDBI Equity Advantage Fund - Gr	17.54	0.18	0.78	1.16	-0.08
IDBI Flexi Cap Fund - Gr	18.96	0.23	0.87	1.48	0.19
IDBI Focused 30 Equity Fund - Gr	19.63	0.19	0.89	1.23	-0.03
IDBI India Top 100 Equity Fund - Gr	18.91	0.23	0.87	1.46	0.17
IDBI Long Term Value Fund - Gr	21.44	0.18	0.99	1.10	-0.16
IDBI Midcap Fund - Gr	23.64	0.17	1.08	1.05	-0.23
IDBI Small Cap Fund - Gr	24.37	0.24	1.09	1.54	0.30
IDFC Core Equity Fund - Regular Plan - Gr	22.94	0.17	1.07	1.03	-0.25
IDFC Flexi Cap Fund - Regular Gr	19.74	0.16	0.90	1.00	-0.24
IDFC Focused Equity Fund - Regular Gr	20.55	0.17	0.92	1.07	-0.18
IDFC Large Cap Fund - Regular Gr	18.90	0.19	0.86	1.20	-0.05
IDFC Sterling Value Fund - Regular Gr	29.11	0.19	1.32	1.21	-0.07
IDFC Tax Advantage (ELSS) Fund - Regular Gr	25.55	0.21	1.18	1.30	0.04
IIFL Focused Equity Fund - Gr	21.73	0.26	0.99	1.67	0.40
Indiabulls Blue Chip Fund - Gr	20.72	0.12	0.94	0.75	-0.48
Indiabulls Tax Savings Fund - Gr	19.23	0.14	0.88	0.86	-0.35
Indiabulls Value Fund - Gr	20.38	0.15	0.93	0.93	-0.31
Invesco India Contra Fund - Gr	21.49	0.18	1.00	1.14	-0.12
Invesco India Growth Opportunities Fund - Gr	19.95	0.17	0.92	1.07	-0.18
Invesco India Largecap Fund - Gr	20.44	0.18	0.93	1.17	-0.09
Invesco India Midcap Fund - Gr	21.71	0.23	0.98	1.50	0.24
Invesco India Multicap Fund - Gr	22.74	0.20	1.04	1.23	-0.03
Invesco India PSU Equity Fund - Gr	21.56	0.17	0.91	1.13	-0.12
Invesco India Smallcap Fund - Gr	25.56	0.25	1.12	1.67	0.46
Invesco India Tax Plan - Gr	20.61	0.19	0.96	1.21	-0.05
JM Flexicap Fund - Gr	20.79	0.22	0.92	1.42	0.14
JM Focused Fund - Reg Gr	23.49	0.08	1.04	0.53	-0.76
JM Large Cap Fund - Gr	11.39	0.26	0.49	1.76	0.25
JM Tax Gain Fund - Gr Option	22.27	0.21	1.02	1.33	0.07
JM Value Fund - Gr Option	23.02	0.18	1.06	1.14	-0.13
Kotak Bluechip Fund - Gr	20.21	0.20	0.93	1.25	-0.01
Kotak Emerging Equity Fund - Gr	23.70	0.24	1.08	1.54	0.31
Kotak Equity Opportunities Fund - Gr	20.11	0.22	0.93	1.35	0.08
Kotak Flexicap Fund - Gr	20.48	0.16	0.95	1.02	-0.23
Kotak India EQ Contra Fund - Gr	21.58	0.19	1.00	1.19	-0.08
Kotak Smallcap Fund - Gr	26.83	0.30	1.20	1.96	0.84
Kotak Tax Saver - Gr	20.35	0.22	0.94	1.38	0.11
L&T Business Cycles Fund - Gr	25.15	0.15	1.15	0.97	-0.34
L&T Emerging Businesses Fund - Gr	27.04	0.22	1.19	1.43	0.20
L&T Flexicap Fund - Gr	20.79	0.15	0.96	0.95	-0.30
L&T Focused Equity Fund - Gr	17.66	0.17	0.79	1.12	-0.12
L&T India Large Cap Fund - Gr	20.19	0.17	0.93	1.08	-0.17
L&T India Value Fund - Gr	23.77	0.19	1.10	1.16	-0.11
L&T Large and Midcap Fund - Gr	20.13	0.17	0.91	1.11	-0.14
L&T Midcap Fund - Gr	22.11	0.17	1.01	1.06	-0.20
L&T Tax Advantage Fund - Gr	21.53	0.16	1.00	1.01	-0.25
LIC MF Flexi Cap Fund - Gr	17.94	0.15	0.81	0.97	-0.24
LIC MF Large & Mid Cap Fund - Gr	20.01	0.22	0.92	1.40	0.13
LIC MF Large Cap Fund - Gr	18.63	0.20	0.83	1.31	0.04
LIC MF Tax Plan Gr	20.13	0.18	0.91	1.13	-0.12
Mahindra Manulife ELSS Kar Bachat Yojana - Gr	20.77	0.21	0.96	1.30	0.03
Mahindra Manulife Large Cap Pragati Yojana - Gr	19.70	0.19	0.90	1.20	-0.05
Mahindra Manulife Mid Cap Unnati Yojana - Gr	20.84	0.27	0.94	1.74	0.44
Mahindra Manulife Multi Cap Badhat Yojana - Gr	21.38	0.28	0.99	1.74	0.47
Mirae Asset Emerging Bluechip Fund - Gr	21.47	0.25	1.00	1.54	0.28
Mirae Asset Large Cap Fund - Gr	20.62	0.18	0.95	1.12	-0.14
Mirae Asset Tax Saver Fund - Gr	21.72	0.23	1.01	1.46	0.20
Motilal Oswal Flexi Cap Fund - Gr	21.14	0.09	0.97	0.54	-0.70
Motilal Oswal Focused 25 Fund - Gr	19.91	0.16	0.89	1.06	-0.18
Motilal Oswal Long Term Equity Fund - Gr	21.97	0.16	1.00	1.02	-0.24
Motilal Oswal Midcap 30 Fund - Gr	23.80	0.23	1.05	1.51	0.26
Navi ELSS Tax Saver Fund - Gr	22.03	0.13	1.01	0.83	-0.44
Navi Flexi Cap Fund - Gr	20.91	0.17	0.96	1.04	-0.21
Navi Large & Midcap Fund - Gr	22.38	0.19	1.03	1.19	-0.07
Navi Large Cap Equity Fund - Gr	21.69	0.15	0.99	0.96	-0.30
Nippon India Focused Equity Fund - Gr	26.50	0.18	1.20	1.17	-0.12
Nippon India Growth Fund - Gr	23.96	0.24	1.09	1.49	0.25
Nippon India Large Cap Fund - Gr	24.20	0.14	1.10	0.89	-0.41
Nippon India Multi Cap Fund - Gr	26.87	0.16	1.20	1.01	-0.30



## Equity Funds

Scheme Name	3 Years				
	Std. Deviation	Sharpe Ratio	Beta	Treynor Ratio	Alpha
Nippon India Power & Infra Fund - Gr	25.97	0.16	1.16	1.03	-0.27
Nippon India Quant Fund - Gr	17.98	0.21	0.82	1.35	0.08
Nippon India Small Cap Fund - Gr	27.61	0.27	1.23	1.75	0.61
Nippon India Tax Saver Fund - Gr	24.68	0.13	1.11	0.80	-0.51
Nippon India Value Fund - Gr	22.87	0.21	1.07	1.28	0.01
Nippon India Vision Fund Gr	22.56	0.18	1.04	1.14	-0.13
Parag Parikh Flexi Cap Fund - Reg Gr	18.15	0.34	0.78	2.28	0.80
PGIM India ELSS Tax Saver Fund - Gr	21.06	0.22	0.97	1.38	0.12
PGIM India Flexi Cap Fund - Gr	22.19	0.27	1.01	1.74	0.48
PGIM India Large Cap Fund - Gr	19.62	0.15	0.90	0.92	-0.31
PGIM India Midcap Opportunities Fund - Gr	24.28	0.33	1.10	2.12	0.94
Quant Active Fund - G	23.38	0.34	0.98	2.37	1.08
Quant Flexi Cap Fund - Gr	22.50	0.33	0.92	2.37	1.01
Quant Focused fund - Gr	20.82	0.24	0.87	1.66	0.34
Quant Large and Mid Cap Fund - Gr	20.02	0.29	0.81	2.03	0.63
Quant Mid Cap Fund - Gr - A	22.92	0.32	0.95	2.25	0.93
Quant Small Cap Fund - Gr	31.95	0.30	1.24	2.25	1.22
Quant Tax Plan Gr	23.73	0.36	1.00	2.45	1.19
Quantum Long Term Equity Value Fund - Reg Gr	21.54	0.12	0.97	0.76	-0.49
Quantum Tax Saving Fund - Regular plan - Gr	21.19	0.12	0.96	0.77	-0.47
SBI Blue Chip Fund - Gr	21.45	0.18	0.99	1.13	-0.13
SBI Contra Fund - Regular Gr	23.12	0.24	1.05	1.52	0.28
SBI Equity Minimum Variance Fund - Gr	17.97	0.20	0.76	1.35	0.07
SBI Flexicap Fund - Gr	20.92	0.19	0.97	1.20	-0.06
SBI Focused Equity Fund - Regular Plan - Gr	20.29	0.23	0.88	1.50	0.21
SBI Large & Midcap Fund - Gr	22.93	0.20	1.06	1.28	0.02
SBI Long Term Equity Fund - Gr	21.07	0.17	0.97	1.09	-0.17
SBI Magnum COMMA Fund - Gr	24.00	0.28	1.02	1.89	0.64
SBI Magnum Equity ESG Fund - Gr	20.70	0.20	0.95	1.23	-0.03
SBI Magnum Global Fund - Gr	15.55	0.26	0.66	1.78	0.35
SBI Magnum MidCap Fund - Gr	24.80	0.23	1.12	1.50	0.26
SBI PSU Fund - Gr	23.41	0.09	0.91	0.65	-0.56
SBI Small Cap Fund - Gr	23.07	0.28	1.03	1.80	0.55
Shriram Flexi Cap Fund - Gr	18.55	0.13	0.85	0.84	-0.36
Shriram Long Term Equity Fund - Gr	17.26	0.17	0.78	1.11	-0.12
Sundaram Dividend Yield Fund - Gr	18.29	0.22	0.84	1.37	0.09
Sundaram Focused Fund - Gr	19.07	0.26	0.87	1.62	0.31
Sundaram Large & Midcap Fund - Gr	22.98	0.19	1.06	1.17	-0.09
Sundaram Mid Cap Fund - Gr	23.92	0.16	1.08	1.00	-0.28
Sundaram Multi Cap Fund - Gr	20.79	0.22	0.96	1.36	0.10
Sundaram Rural & Consumption Fund - Gr	20.52	0.12	0.93	0.75	-0.48
Sundaram Services Fund - Gr	23.02	0.26	1.05	1.67	0.42
Sundaram Small Cap Fund - Gr	28.59	0.20	1.28	1.28	0.02
Sundaram Tax Savings Fund - Gr	20.65	0.19	0.96	1.19	-0.07
Tata Equity P/E Fund Gr	20.36	0.16	0.93	0.99	-0.25
Tata Ethical Fund - Gr	16.93	0.30	0.71	2.05	0.56
Tata Flexi Cap Fund - Gr	18.04	0.18	0.82	1.17	-0.08
Tata India Tax Savings Fund Regular Plan - Gr	21.14	0.19	0.98	1.16	-0.10
Tata Large & Mid Cap Fund - Gr	21.73	0.19	1.00	1.21	-0.05
Tata Large Cap Fund - Gr	21.11	0.17	0.97	1.08	-0.17
Tata Mid Cap Growth Fund - Gr	22.45	0.22	1.02	1.42	0.16
Tata Resources & Energy Fund - Gr	21.99	0.31	0.96	2.04	0.74
Tata Small Cap Fund - Gr	24.68	0.26	1.08	1.69	0.46
Taurus Discovery (Midcap) Fund - Gr	21.37	0.22	0.96	1.40	0.14
Taurus Ethical Fund - Gr	16.53	0.26	0.71	1.73	0.33
Taurus Flexi Cap Fund - Gr	20.40	0.12	0.94	0.78	-0.45
Taurus Largecap Equity Fund - Gr	18.94	0.14	0.86	0.92	-0.30
Taurus Tax Shield - Gr	19.39	0.15	0.89	0.95	-0.27
Templeton India Equity Income Fund - Gr	19.25	0.26	0.87	1.66	0.35
Templeton India Value Fund - Gr	25.63	0.16	1.14	1.05	-0.24
Union Flexi Cap Fund - Gr	20.48	0.23	0.95	1.44	0.16
Union Largecap Fund - Gr	20.32	0.18	0.92	1.13	-0.12
Union Long Term Equity Fund - Gr	20.43	0.23	0.95	1.44	0.17
Union Small Cap Fund - Gr	24.57	0.29	1.06	1.93	0.71
Union Value Discovery Fund - Gr	21.89	0.19	1.00	1.18	-0.09
UTI Core Equity Fund - Gr	23.52	0.17	1.09	1.06	-0.22
UTI Dividend Yield Fund - Gr	17.87	0.23	0.80	1.47	0.17
UTI Flexi Cap Fund - Gr	21.24	0.23	0.96	1.46	0.19
UTI Long Term Equity Fund (Tax Saving) - Gr	20.97	0.20	0.97	1.27	0.01
UTI Master Share - Gr	19.79	0.20	0.91	1.28	0.02
UTI Mid Cap Fund - Gr	22.58	0.24	1.03	1.53	0.27
UTI MNC Fund - Gr	16.01	0.14	0.68	0.91	-0.24
UTI Transportation and Logistics Fund- Gr	28.21	0.11	1.19	0.73	-0.64
UTI Value Opportunities Fund - Gr	20.92	0.20	0.97	1.26	0.00
<b>Average of Equity Schemes</b>	<b>21.67</b>	<b>0.20</b>	<b>0.98</b>	<b>1.30</b>	<b>0.03</b>

## Aggressive Hybrid Funds

Scheme Name	3 Years				
	Std. Deviation	Sharpe Ratio	Beta	Treynor Ratio	Alpha
Aditya Birla Sun Life Equity Hybrid 95 Fund - Gr	17.30	0.17	1.03	0.83	-0.07
Axis Equity Hybrid Fund - Gr	15.72	0.22	0.93	1.08	0.16
Baroda BNP Paribas Aggressive Hybrid Fund - Gr	14.26	0.26	0.84	1.27	0.31
BOI AXA Mid & Small Cap Equity & Debt Fund - Gr	20.36	0.26	1.06	1.45	0.58
Canara Robeco Equity Hybrid Fund - Gr	13.89	0.25	0.83	1.19	0.24
DSP Equity & Bond Fund - Gr	16.37	0.21	0.97	1.01	0.10
Franklin India Equity Hybrid Fund - Gr	16.16	0.18	0.96	0.86	-0.04
HDFC Hybrid Equity Fund - Gr	17.43	0.18	1.04	0.88	-0.03
HSBC Equity Hybrid Fund - Gr	15.46	0.19	0.93	0.91	0.00
ICICI Prudential Equity & Debt Fund - Regular Gr	18.75	0.24	1.05	1.26	0.37
IDBI Hybrid Equity Fund - Gr	13.73	0.18	0.81	0.87	-0.03
IDFC Hybrid Equity Fund - Regular Plan - Gr	17.30	0.18	1.03	0.88	-0.02
Indiabulls Equity Hybrid Fund - Gr	15.96	0.16	0.94	0.76	-0.13
Invesco India Equity And Bond Fund - Gr	15.20	0.15	0.90	0.73	-0.16
JM Equity Hybrid Fund - Gr	22.08	0.14	1.15	0.78	-0.14
Kotak Equity Hybrid Fund - Gr	17.70	0.24	1.06	1.14	0.25
L&T Hybrid Equity Fund - Gr	15.78	0.17	0.94	0.84	-0.06
Mirae Asset Hybrid - Equity Fund - Gr	15.51	0.20	0.93	0.98	0.07
Motilal Oswal Equity Hybrid Fund - Gr	15.08	0.18	0.87	0.92	0.01
Navi Equity Hybrid Fund - Gr	15.92	0.15	0.95	0.71	-0.18
Nippon India Equity Hybrid Fund - Gr	22.26	0.07	1.30	0.36	-0.70
PGIM India Hybrid Equity Fund - Gr	16.48	0.14	0.98	0.67	-0.23
SBI Equity Hybrid Fund - Gr	15.15	0.22	0.90	1.09	0.16
Sundaram Aggressive Hybrid Fund - Gr	15.20	0.18	0.91	0.87	-0.03
Tata Hybrid Equity Fund - Regular Plan - Gr	16.25	0.17	0.97	0.84	-0.07
UTI Hybrid Equity Fund - Gr	17.48	0.18	1.04	0.86	-0.04
<b>Average of Agg. Hybrid Funds</b>	<b>16.65</b>	<b>0.19</b>	<b>0.97</b>	<b>0.93</b>	<b>0.01</b>

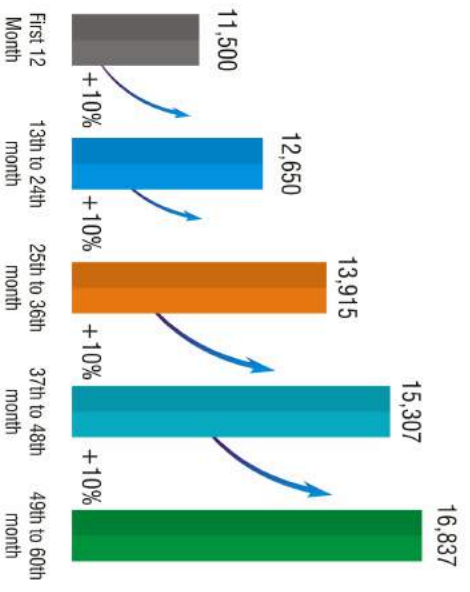
- The above data have been calculated using monthly rolling returns for 36 months period.
- Risk free return considered as 3.36%.
- Standard Deviation is calculated on an annualised basis.

## Sip-Top Up Read Reckoner

SIP With 10% annual Top up\*

ASSUMED RATE OF RETURN	7%		11%		15%		7%		11%		15%		7%		11%		15%												
	5 Years						10 Years						15 Years						20 Years						25 Years				
TENURE	TARGET AMOUNT TO BE ACHIEVED																												
10 Lacs	11,500*	10,400	9,400	3,800	3,100	2,500	1,700	1,200	900	800	600	400	400	300	200														
25 Lacs	28,800	26,100	23,500	9,500	7,800	6,300	4,200	3,100	2,300	2,100	1,400	900	1,100	700	400														
50 Lacs	57,600	52,100	47,000	19,000	15,600	12,600	8,400	6,200	4,500	4,100	2,800	1,800	2,200	1,300	800														
1 Crore	115,300	104,200	93,900	38,100	31,200	25,300	16,700	12,500	9,000	8,300	5,600	3,600	4,400	2,700	1,500														
2 Crore	230,300	208,400	187,900	76,100	62,400	50,500	33,500	24,900	18,000	16,500	11,200	7,200	8,700	5,300	3,000														
5 Crore	576,300	521,000	469,700	190,300	156,000	126,300	83,700	62,300	45,000	41,300	27,900	18,000	21,800	13,400	7,600														
10 Crore	1,152,500	1,042,100	939,400	380,600	312,000	252,700	167,400	124,500	90,100	82,700	55,900	35,900	43,500	26,700	15,200														

← Monthly SIP amount (rounded off to the nearest 100s) based on assumed rate of return on investment and corresponding tenure in years →



\*Illustration  
Initial Installment Of Rs. 11,500 Will increase over the tenure (Say 5 years) @10%p.a. as illustrated alongside

**SIP- SYSTEMATIC INVESTMENT PLAN**  
Mutual Fund Investment Are Subject to Market Risks,  
Read All Scheme Related Documents Carefully.



**Ashok Metal Industries** Tagore Road, Rajkot-360002. (Guj.) INDIA. Ph. : 0281-2462424 Fax : 91-281-2461888  
Cell. : 98240 46666 | E-mail : ram@ashkindia.com | Visit us at : www.vikalpafinvest.com | www.simplifyinvest.in