



**Vikalpa**  
FINVEST



**Ramkumar H. Barchha**

AFP. B. Com, P.G.D.B.M.,  
I.C.W.A.I. (Int.), B.E.C. (Level-3)  
Certified Financial & Insurance Professional



Name : \_\_\_\_\_

Contacts : \_\_\_\_\_



Ashok Stove Group of Companies

# Index

International News .....	1
Equity Market .....	2
Debt Market .....	3
Forex .....	3
MF News .....	4
Fundz This Quarter .....	5
MF Industry AUM .....	6
Funds Snapshot .....	7
SIP Scorecard .....	23
Terminology & Definitions .....	30
Performance Scorecard .....	32
Risk Ratios - Equity .....	50
Risk Ratios - Aggressive Hybrid .....	53

### ADB trims developing Asia's 2021 economic growth forecast to 7.2%

Developing Asia's economic growth this year will be slightly lower than previously projected, the Manila-based Asian Development Bank said, citing the resurgence of COVID-19 infections in countries. The ADB said recovery was underway in "developing Asia", referring to the bank's 46 members, including China and India, but growth was revised down to 7.2% from 7.3% projected in its Asian Development Outlook (ADO) report released in April. Asia and the Pacific's recovery from the COVID-19 pandemic continues, although the path remains precarious amid renewed outbreaks, new virus variants, and an uneven vaccine rollout, ADB Chief Economist Yasuyuki Sawada said. In its ADO supplement, the ADB maintained its growth forecasts for China at 8.1% this year and 5.5% next year. But it revised growth forecasts for India to 10% this year and 7.5% next year, compared with the April projections of 11% and 7.0%, respectively.

### U.S. consumer sentiment drops in early July on inflation fears

U.S. consumer sentiment fell sharply and unexpectedly in early July to the lowest level in five months as inflation worries dented confidence in the economic recovery, a survey showed. The University of Michigan said its preliminary consumer sentiment index fell to 80.8 in the first half of this month - the lowest since February, from a final reading of 85.5 in June. Economists polled by Reuters had forecast the index would rise to 86.5. Consumers' complaints about rising prices on homes, vehicles, and household durables has reached an all-time record, Richard Curtin, the survey director, said in a statement. Supply constraints nationwide have led to a surge in consumer prices, as they increased by the most in 13 years in June.

### Japan central bank sees moderate impact from global commodity inflation

Rising global commodity prices are likely to push up Japan's consumer inflation, though only for a temporary period, and to a smaller extent than in Western economies, the Bank of Japan said. As the inflation is driven by robust overseas demand, Japan's corporate profits will see the hit from higher import costs more than offset by the benefits of solid exports, the central bank said. The underlying increase in commodity prices will worsen Japan's terms of trade for the time being, the BOJ said in a report. But that will be outweighed by positives, such as rising exports and capital expenditure. Japan's wholesale prices rose 5.1% in May from a year earlier, their fastest pace since 2008, fuelled by rising commodity costs

### China approves 7 fixed-asset investment projects worth \$6 bln in June

China's state planner in June approved seven fixed-asset investment projects worth 38.9 billion yuan (\$6.00 billion), it said in report. China's economic recovery still faces difficulties and challenges, but the government will adopt effective and timely measures in response to new issues in the economic recovery, Yuan Da, an official at the National Development and Reform Commission, told reporters at a news conference.

(Source : Bloomberg, Reuters, Economic Times)

#### Jun 2021 - Global Indices

Indices	Close	Return(%) USD						
		1 month	3 months	1 year	3 years	5 years	10 years	
Developed	All Ordinaries (Australia)	7,585	-0.40	7.44	28.40	3.57	5.35	-0.21
	Dow Jones Ind Avg (USA)	34,503	-0.08	4.34	33.66	12.44	13.99	10.76
	FTSE 100 (UK)	7,037	-2.31	2.60	15.88	-5.31	-0.34	-3.34
	Hang Seng (Hong Kong)	28,828	-3.51	-0.41	19.90	-2.84	4.72	-2.52
	Nasdaq (USA)	14,504	5.49	11.18	44.19	24.53	24.53	17.99
Emerging	Nikkei 225 (Japan)	28,792	-3.71	-3.42	31.24	5.94	10.93	5.84
	S&P BSE SENSEX	52,483	-0.51	3.35	52.71	10.93	12.05	5.30
	Bovespa (Brazil)	126,802	-1.55	7.14	35.52	17.09	17.46	2.03
	Jakarta Composite (Indonesia)	5,985	-0.23	-2.67	23.96	-1.67	1.63	-0.76
	KLSE Composite (Malaysia)	1,533	-6.30	-5.97	3.74	-5.84	-3.38	-5.24
	PSE Composite (Phillippines)	6,902	0.81	4.10	12.96	-4.03	-4.26	-0.33
	RTS Index (Russia)	1,654	0.52	11.81	38.55	9.70	10.05	-6.30
	Seoul Composite (S. Korea)	3,297	0.78	6.02	58.86	9.30	8.74	-0.57
	SET (Thailand)	1,588	-2.16	-1.38	20.47	-2.86	-0.03	-0.86
	Shanghai Composite (China)	3,591	-2.78	2.57	22.24	5.13	2.18	-2.43
	Straits Times (Singapore)	3,130	-3.99	-3.14	22.80	-4.09	0.02	-4.92
Taiwan Weighted (Taiwan)	17,755	2.60	5.89	55.22	14.71	13.23	2.13	

All figures are as of 30th Jun, 2021

## HIGHLIGHTS

- Global equity markets continued to generate positive returns for the quarter as vaccination campaigns accelerated in most developed economies. Governments in most developed markets continued to ease Covid-related mobility restrictions and activity levels picked up. US Federal Reserve signaled that interest rate hikes could be sooner than expected due to rising inflation.
- The domestic equity markets continued to rally during the quarter and touched fresh highs in June 2021. The rally was driven by strong FII inflows, an in-line earnings season and positive developments on the pandemic front like steady decline in cases and acceleration in vaccination drives which boosted confidence in the economic recovery.
- Macroeconomic indicators gave out mixed signals during the month. Manufacturing and services PMI levels contracted, reflecting slowdown in demand and new work. High frequency indicators deteriorated MoM in May due to widespread state-wide lockdowns which led to a partial collapse in economic activity. Industrial production index surged on low base effect.

(Source : Franklin AMC)

## Equity Market Indicators

## Jun 2021 - Key Indices (Total Return Index)

Indices	Close	Return(%) INR					
		1 month	3 months	1 year	3 years	5 years	10 years
S&P BSE SENSEX TRI	78,015	1.29	6.49	52.38	15.35	15.59	12.32
NIFTY 50 TRI	22,456	1.14	7.51	54.58	15.03	15.09	12.15
S&P BSE 100 TRI	19,573	1.40	8.13	55.96	14.85	15.16	12.47
S&P BSE 200 TRI	8,331	1.63	8.87	58.77	15.43	15.64	12.96
NIFTY 500 TRI	20,552	2.06	9.80	60.77	15.03	15.41	12.82
NIFTY MIDCAP 150 TRI	12,541	4.90	13.47	82.45	17.71	18.19	16.70
S&P BSE SMALL CAP TRI	30,361	7.00	22.35	105.38	17.51	17.44	13.25
NIFTY NEXT 50 TRI	53,284	2.12	12.78	50.64	11.95	14.82	14.49

## Jun 2021 - Sectoral Indices

Indices	Close	Return(%) INR					
		1 month	3 months	1 year	3 years	5 years	10 years
S&P BSE Auto	23,772	0.98	6.83	55.62	-0.09	3.78	10.45
S&P BSE Bankex	39,350	-2.47	4.80	61.98	10.39	13.90	11.87
S&P BSE FMCG	13,518	2.95	4.99	20.07	6.43	9.85	12.82
S&P BSE Healthcare	25,589	4.30	19.98	57.35	22.26	10.56	14.87
S&P BSE Metal	18,665	-1.13	30.06	158.87	12.63	16.98	2.17
S&P BSE Oil & Gas	16,176	-1.80	9.14	27.69	5.80	10.72	5.80
S&P BSE Realty	2,741	2.26	2.64	73.30	9.75	12.32	3.10
S&P BSE TECK	13,230	7.89	10.99	74.78	22.68	16.87	8.05
NIFTY INDIA CONSUMPTION	6,330	2.05	6.21	32.06	7.95	11.14	13.03
NIFTY INFRASTRUCTURE	4,339	0.26	6.15	43.10	11.56	8.80	3.36
NIFTY MEDIA	1,798	2.05	16.32	33.81	-15.94	-7.36	2.36
NIFTY DIVIDEND OPPT 50	3,346	3.60	9.09	48.47	8.77	11.29	8.38

## Institutional Activity (Net Investment) ₹ Cr.

	Jun-2021			01-Jan-21 To 30-Jun-21		
	Debt	Equity & Hybrid	Total	Debt	Equity & Hybrid	Total
FII / FPI	-3,946	16,920	12,974	-3,561	61,407	57,847
Mutual Funds	6,449	6,437	12,886	67,931	-12,126	55,805

\* Source: SEBI

## HIGHLIGHTS

- Global long-term bond yields across several major economies moderated in June 2021. This can be attributed to paring of the short position, bond buying by global central banks along with an assurance that the bond buying program is likely to continue in the near future. In its recent meeting, the Federal Open Market Committee (FOMC) voted unanimously to hold the federal funds target range steady at 0-0.25%.
- In June, the 91-day treasury bill yield was up by 5bps while the 10-year government securities yield was up by 3bps as RBI kept the yield under check. CPI inflation came at 6.30% in May 2021 (against 4.29% in April 2021). Market was expecting higher inflation; however, the inflation was nearly 100bps higher than market expectation. The higher inflation was due to higher food inflation and base effect.

(Source : Franklin AMC)

## Debt Market Indicators

Benchmarks	As on 30-Jun-21	As on 31-May-21	As on 31-Mar-21	Change (Month)	Change (Quarter)
364 Day Tbill	3.88%	3.72%	3.76%	0.16%	0.12%
91 Day Tbill	3.43%	3.38%	3.27%	0.05%	0.16%
10-year Benchmark (05.85 GS 2030)	6.05%	6.02%	6.18%	0.03%	-0.13%
3 Months Certificate Of Deposit (CD)	3.62%	3.42%	3.28%	0.20%	0.34%
Call Rate	3.00%	3.05%	3.50%	-0.05%	-0.50%
MIBOR	3.36%	3.39%	3.44%	-0.03%	-0.08%
Bank Rate	4.25%	4.25%	4.25%	0.00%	0.00%
RBI LAF-Repo rate	4.00%	4.00%	4.00%	0.00%	0.00%
RBI LAF-Reverse Repo rate	3.35%	3.35%	3.35%	0.00%	0.00%
CRR	4.00%	4.00%	3.50%	0.00%	0.50%
Foreign Exchange Reserve(\$ bn)	610.00	605.00	576.80	5.00	33.20
Brent Crude Oil (\$/bbl)	75.50	70.15	64.50	5.35	11.00
Gold (\$/oz)	1763.15	1899.95	1691.05	-136.80	72.10
US 10-yr Gilt	1.47%	1.58%	1.74%	-0.11%	-0.27%

Source: RBI, Reuters, Bloomberg

## Forex

## HIGHLIGHTS

- In June 2021, the INR depreciated by 2.3% against the USD and appreciated 1.6% against the Euro. On a YTD basis, INR has depreciated 1.7% against USD and appreciated 1.5% against Euro.
- India's foreign exchange reserves rose to USD 610 billion in the week to Jul 02, according to RBI data.

## FOREX

	30-Jun-21	31-May-21	31-Mar-21	30-Jun-20	% Change (Month)	% Change (Quarter)	% Change (Year)
1 US\$	74.33	72.62	73.12	75.51	-2.30%	-1.63%	1.59%
1 Euro	88.50	88.42	86.10	84.67	-0.09%	-2.72%	-4.34%
100 Yen	67.28	66.08	66.36	70.15	-1.78%	-1.37%	4.27%
1 Pound	102.95	102.87	100.95	92.69	-0.08%	-1.94%	-9.96%

\* Source: RBI

### MF assets zoom to ₹34 lakh crore, SIP inflows bounce back to ₹9000 crore

MF Industry AAUM has gone up by over ₹1 lakh crore to ₹34.10 lakh crore in June. In May, the AAUM was ₹32.99 lakh crore. Gross SIP inflows in mutual funds has increased in June to reclaim the ₹9,000 level last seen in March 2021. Mutual funds garnered ₹9,156 crore through SIP last month compared to ₹8,819 crore in May. The figure is only a notch lower than the all-time-high of ₹9,182 crore recorded in March 2021. Net inflow in equity funds has declined to ₹5,988 crore in June after witnessing 14-month-high inflow of ₹10,083 crore in May. Inflows in debt funds was back in the positive territory. The category has recorded Rs. 3,566 crore net inflows compared to ₹45,500 crore outflow in May. Total number of SIP accounts has crossed the 4 crore mark in June, thanks to the record high 21 lakh SIP registrations during the previous month. Gross inflows through SIP has risen to ₹9,156 crore as compared to ₹8,819 crore in May. Seven NFOs were launched in June and they together mobilized ₹1,090 crore.

### SEBI proposes swing pricing mechanism for debt mutual funds

SEBI has proposed introducing swing pricing mechanism for open ended mutual fund debt schemes as part of efforts to ensure fairness in treatment of investors, especially during times of market dislocation. The regulator has suggested partial swing during normal times and a mandatory full swing during times of market dislocation. The suggestion is aimed at ensuring fairness in treatment of entering, exiting and existing investors in mutual fund schemes, particularly during market dislocation, SEBI said in a consultation paper. A proposal is to mandate swing pricing for high risk open ended debt schemes during market dislocation as they carry high risk securities compared to other schemes which possibly have higher costs of liquidation. Mandating swing pricing during market dislocation will lead to better predictability, transparency and effectiveness of the said mechanism, SEBI said. In subsequent phases, SEBI will examine the applicability of swing pricing mechanism to equity schemes, hybrid schemes, solution oriented schemes and other schemes.

### MF industry has potential to grow exponentially, says Deepak Parekh

HDFC AMC Chairman Deepak Parekh on Friday said India's mutual fund industry has the potential to grow exponentially as the country's MF penetration levels remain considerably low compared to large economies. While speaking on the country's economic growth, Parekh said growth is likely to be strong in FY22 on the back of a favourable base effect, supportive fiscal and monetary policy, and a buoyant global environment. Over the past five years, the industry's AUM has seen a compound annual growth rate (CAGR) of 20.6 per cent, and equity-oriented AUM has increased at a CAGR of 25 per cent. Despite the high growth, Parekh said India's mutual fund AUM-to-GDP ratio remains significantly low at 15 per cent as compared to global average of 75 per cent. In addition, Parekh lauded SEBI's new framework on aligning interest of key employees with unit holders of the mutual funds scheme but believes more flexibility should be given to staffers to select set of schemes they want to invest.

### SEBI board clears mutual fund rules; fund houses may need to invest more in NFOs

SEBI has approved amendment to mutual fund rules, which may require fund houses to invest more in their new fund offerings depending on risk level to ensure more skin-in-the-game. The current rule requires an investment of one per cent of the amount raised in New Fund Offer (NFO) or an amount of ₹50 lakh, whichever is less, SEBI said in a statement after its board meeting. The board approved amendment to SEBI (Mutual Funds) Regulations, 1996, to provide for investment of a minimum amount as skin in the game in the mutual fund schemes by AMCs based on the risk associated with the scheme, instead of the current requirement of one per cent of the amount raised in NFO or an amount of ₹50 lakh, whichever is less, SEBI said. Among others, the SEBI board has cleared the proposal to amend the FPI rules to permit eligible Resident Indian Fund Managers (other than individuals) to be constituents of Foreign Portfolio Investors (FPIs).

### AMFI to extend validity of ARNs till October 1

In a major relief to the mutual fund distributors, NISM has asked AMFI to give relaxation to mutual fund distributors to renew ARN. With this, ARNs which are due for renewal or expiring between March 15, 2020 and September 30, 2021 continue to remain valid till October 1, 2021. AMFI will soon make a formal announcement to extend this facility to MF distributors. In a note, NISM said, the validity of certificates of certificate holders, who could not appear or attend or enroll for certification examinations or CPE programmes or e CPE programmes and as such, could not renew / are not in a position to renew their certificates, during March 15, 2020 to September 30, 2021 (or time period based on future developments / the Government directions), validity of their certificates shall be extended till October 1, 2021.

(Source : Economic Times, Business Standard, Cafe Mutual)

## Average Assets Under Management (AAUM) for the quarter Apr - Jun 2021 (Rs in crores)

Rank	Mutual Fund Name	Average AUM	Equity & Hybrid	Debt & Other	Equity(%)	Debt(%)
1	SBI Mutual Fund	524,316	288,374	235,942	55	45
2	ICICI Prudential Mutual Fund	429,229	175,984	253,245	41	59
3	HDFC Mutual Fund	418,947	167,579	251,368	40	60
4	Aditya Birla Sun Life Mutual Fund	275,904	99,325	176,579	36	64
5	Kotak Mahindra Mutual Fund	247,750	101,577	146,172	41	59
6	Nippon India Mutual Fund	242,102	125,893	116,209	52	48
7	Axis Mutual Fund	208,505	110,507	97,997	53	47
8	UTI Mutual Fund	187,210	112,326	74,884	60	40
9	IDFC Mutual Fund	126,268	26,516	99,752	21	79
10	DSP Mutual Fund	104,026	58,254	45,771	56	44
11	Mirae Asset Mutual Fund	78,139	67,199	10,939	86	14
12	L&T Mutual Fund	75,531	40,031	35,499	53	47
13	Tata Mutual Fund	66,999	36,850	30,150	55	45
14	Franklin Templeton Mutual Fund	61,636	41,296	20,340	67	33
15	Edelweiss Mutual Fund	61,256	11,026	50,230	18	82
16	Invesco Mutual Fund	39,016	20,679	18,338	53	47
17	Canara Robeco Mutual Fund	32,541	23,755	8,786	73	27
18	Sundaram Mutual Fund	32,151	22,827	9,324	71	29
19	Motilal Oswal Mutual Fund	29,428	24,720	4,709	84	16
20	LIC Mutual Fund	17,642	4,763	12,879	27	73
21	PPFAS Mutual Fund	11,343	9,528	1,815	84	16
22	HSBC Mutual Fund	10,815	3,245	7,571	30	70
23	Baroda Mutual Fund	10,645	3,406	7,238	32	68
24	BNP Paribas Mutual Fund	8,122	5,198	2,924	64	36
25	PGIM India Mutual Fund	8,110	3,731	4,380	46	54
26	Principal Mutual Fund	8,038	6,993	1,045	87	13
27	Union Mutual Fund	5,916	3,313	2,603	56	44
28	Mahindra Manulife Mutual Fund	5,664	2,719	2,945	48	52
29	IDBI Mutual Fund	4,295	2,362	1,933	55	45
30	IIFL Mutual Fund	2,591	1,762	829	68	32
31	BOI AXA Mutual Fund	2,211	1,393	818	63	37
32	JM Financial Mutual Fund	2,135	491	1,644	23	77
33	Quantum Mutual Fund	1,945	934	1,011	48	52
34	Quant Mutual Fund	1,642	1,396	246	85	15
35	ITI Mutual Fund	1,562	1,234	328	79	21
36	IL&FS Mutual Fund (IDF)	1,355	0	1,355	0	100
37	Trust Mutual Fund	858	0	858	0	100
38	Navi Mutual Fund	728	626	102	86	14
39	Indiabulls Mutual Fund	632	234	398	37	63
40	IIFCL Mutual Fund (IDF)	596	0	596	0	100
41	Taurus Mutual Fund	496	476	20	96	4
42	Shriram Mutual Fund	208	177	31	85	15
43	YES Mutual Fund	81	0	81	0	100
	<b>Total of above Mutual Funds</b>	<b>3,348,584</b>	<b>1,608,700</b>	<b>1,739,885</b>	<b>48</b>	<b>52</b>

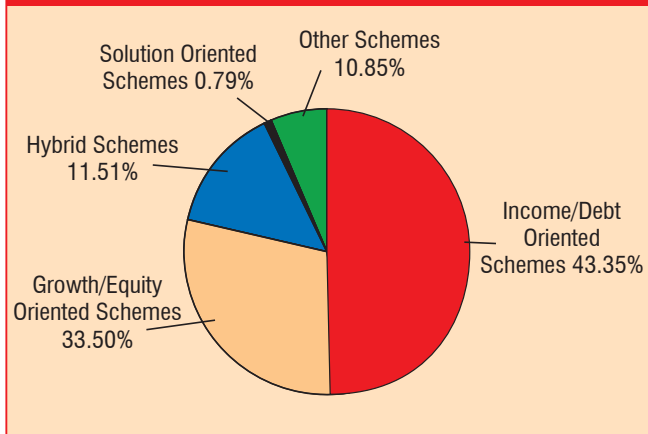
## MF Industry AUM Comparison

Mutual Fund Name	Avg. AUM Apr-Jun 2021	Avg. AUM Jan-Mar 2021	Absolute change over a quarter	% Change over a quarter	Avg. AUM Apr-Jun 2020	Absolute change over a year	% Change over a year
Aditya Birla Sun Life Mutual Fund	275,904	269,700	6,204	2.30	214,866	61,038	28.41
Axis Mutual Fund	208,505	196,862	11,643	5.91	134,483	74,022	55.04
Baroda Mutual Fund	10,645	9,641	1,004	10.41	7,307	3,337	45.67
BNP Paribas Mutual Fund	8,122	7,837	285	3.63	6,380	1,742	27.30
BOI AXA Mutual Fund	2,211	2,289	-78	-3.43	1,943	267	13.76
Canara Robeco Mutual Fund	32,541	28,273	4,268	15.10	17,263	15,278	88.50
DSP Mutual Fund	104,026	97,386	6,640	6.82	73,477	30,548	41.58
Edelweiss Mutual Fund	61,256	52,415	8,842	16.87	25,298	35,958	142.14
Franklin Templeton Mutual Fund	61,636	83,525	-21,888	-26.21	80,640	-19,004	-23.57
HDFC Mutual Fund	418,947	416,670	2,277	0.55	356,710	62,237	17.45
HSBC Mutual Fund	10,815	10,552	263	2.49	8,929	1,886	21.12
ICICI Prudential Mutual Fund	429,229	416,198	13,030	3.13	333,710	95,519	28.62
IDBI Mutual Fund	4,295	4,162	133	3.21	3,802	493	12.97
IDFC Mutual Fund	126,268	122,328	3,940	3.22	101,934	24,334	23.87


## MF Industry AUM Comparison

Mutual Fund Name	Avg. AUM Apr-Jun 2021	Avg. AUM Jan-Mar 2021	Absolute change over a quarter	% Change over a quarter	Avg. AUM Apr-Jun 2020	Absolute change over a year	% Change over a year
IIFCL Mutual Fund (IDF)	596	588	8	1.44	580	16	2.76
IIFL Mutual Fund	2,591	2,370	221	9.33	1,509	1,083	71.75
IL&FS Mutual Fund (IDF)	1,355	1,679	-324	-19.31	1,804	-449	-24.90
Indiabulls Mutual Fund	632	664	-32	-4.78	970	-338	-34.82
Invesco Mutual Fund	39,016	36,841	2,175	5.90	23,132	15,884	68.67
ITI Mutual Fund	1,562	1,179	384	32.56	581	981	168.85
JM Financial Mutual Fund	2,135	2,389	-254	-10.65	4,049	-1,914	-47.28
Kotak Mahindra Mutual Fund	247,750	234,743	13,007	5.54	167,788	79,962	47.66
L&T Mutual Fund	75,531	72,728	2,803	3.85	58,362	17,169	29.42
LIC Mutual Fund	17,642	16,927	715	4.22	15,002	2,639	17.59
Mahindra Manulife Mutual Fund	5,664	5,271	393	7.45	4,708	956	20.31
Mirae Asset Mutual Fund	78,139	69,773	8,366	11.99	40,998	37,140	90.59
Motilal Oswal Mutual Fund	29,428	27,993	1,435	5.13	17,707	11,721	66.20
Navi Mutual Fund	728	698	31	4.39	639	90	14.07
Nippon India Mutual Fund	242,102	230,222	11,880	5.16	181,048	61,054	33.72
PGIM India Mutual Fund	8,110	6,527	1,584	24.26	3,693	4,417	119.59
PPFAS Mutual Fund	11,343	8,720	2,622	30.07	3,601	7,742	214.99
Principal Mutual Fund	8,038	7,768	269	3.47	5,495	2,543	46.28
Quant Mutual Fund	1,642	722	920	127.42	239	1,403	587.49
Quantum Mutual Fund	1,945	1,942	3	0.16	1,289	656	50.94
SBI Mutual Fund	524,316	505,373	18,943	3.75	364,916	159,400	43.68
Shriram Mutual Fund	208	203	5	2.47	165	43	25.78
Sundaram Mutual Fund	32,151	32,052	99	0.31	25,794	6,357	24.65
Tata Mutual Fund	66,999	62,078	4,921	7.93	48,202	18,797	39.00
Taurus Mutual Fund	496	475	21	4.35	358	138	38.64
Trust Mutual Fund	858	625	233	37.29	NA	NA	NA
Union Mutual Fund	5,916	5,240	676	12.90	3,623	2,293	63.28
UTI Mutual Fund	187,210	182,853	4,358	2.38	133,631	53,579	40.09
YES Mutual Fund	81	110	-28	-25.73	57	24	42.96
<b>Total</b>	<b>3,348,584</b>	<b>3,236,590</b>	<b>111,994</b>	<b>3.46</b>	<b>2,476,683</b>	<b>871,901</b>	<b>35.20</b>

Categorywise AUM as on 30th Jun 2021



Top 5 AMC's Based on Abs. AAUM Growth (₹Cr's) For Quarter Apr-Jun 2021



MF Category	Sales	Redemptions	Net Sales	Net AUM
	Jun - 2021			30-Jun-21
Income/Debt Oriented Schemes	643,416	651,013	-7,597	1,459,576
Growth/Equity Oriented Schemes	26,911	22,302	4,609	1,127,820
Hybrid Schemes	23,887	11,526	12,361	387,594
Solution Oriented Schemes	289	192	96	26,532
Other Schemes	11,603	5,752	5,850	365,355
<b>Total</b>	<b>706,106</b>	<b>690,786</b>	<b>15,320</b>	<b>3,366,876</b>

₹ in Crore

\* Source: AMFI



Large Cap Fund

# Total Return Index, ^ Expense Ratios as on 30th Jun 2021 , \* \* Holdings data as on 30th Jun 2021\*

Scheme Name	Date of Inception	Benchmark #	^ Expense Ratio %	As on 30th Jun 2021		% Change over a quarter		% Exposure in Holdings*		
				Corpus in crs	NAV (Rs)	Corpus	NAV	Top Holding	Total of Top 5	Total of Top 10
Aditya Birla Sun Life Frontline Equity Fund	Aug 02	NIFTY 50	1.80	20.631	304.67	5.81%	8.47%	Infosys Ltd.(9.35)	35.50	49.14
Axis Bluechip Fund	Jan 10	NIFTY 50	1.77	28.247	41.91	14.84%	8.27%	Infosys Ltd.(9.79)	41.55	66.37
Baroda Large Cap Fund	Jun 10	NIFTY 100	2.53	44	19.89	7.10%	7.28%	Infosys Ltd.(9.98)	31.48	44.34
BNP Paribas Large Cap Fund	Sep 04	NIFTY 50	2.29	1,107	126.32	7.77%	7.31%	ICICI Bank Ltd.(9.23)	37.85	57.07
Canara Robeco Bluechip Equity Fund	Aug 10	S&P BSE 100	1.96	3,308	37.96	53.42%	7.96%	HDFC Bank Ltd.(7.92)	32.17	50.19
DSP Top 100 Equity Fund	Mar 03	S&P BSE 100	2.11	2,796	274.49	5.90%	8.40%	Infosys Ltd.(9.44)	37.40	55.37
Edelweiss Large Cap Fund	May 09	NIFTY 50	2.50	257	49.56	10.91%	7.88%	Infosys Ltd.(7.45)	32.36	46.85
Franklin India Bluechip Fund	Dec 93	NIFTY 100	1.92	6,375	652.15	7.57%	9.33%	ICICI Bank Ltd.(9.40)	38.55	59.06
HDFC Top 100 Fund	Oct 96	NIFTY 100	1.82	20,050	624.77	7.45%	8.80%	HDFC Bank Ltd.(7.83)	33.42	53.61
HSBC Large Cap Equity Fund	Dec 02	NIFTY 50	2.43	742	289.92	5.88%	6.56%	Infosys Ltd.(9.91)	41.95	64.60
ICICI Prudential Bluechip Fund	May 08	NIFTY 100	1.74	27,994	57.88	5.77%	7.92%	Infosys Ltd.(9)	37.62	56.05
IDBI India Top 100 Equity Fund	Apr 12	NIFTY 100	2.51	468	35.05	9.79%	10.57%	Reliance Inds Ltd.(7.73)	38.84	52.04
IDFC Large Cap Fund	Jun 06	S&P BSE 100	2.46	796	44.36	12.43%	7.12%	Infosys Ltd.(8.36)	38.12	60.17
Indiabulls Blue Chip Fund	Feb 12	NIFTY 50	2.43	112	26.27	-0.76%	5.50%	Reliance Inds Ltd.(9.7)	43.39	63.01
Invesco India Largecap Fund	Aug 09	NIFTY 50	2.43	343	38.98	17.99%	10.42%	Infosys Ltd.(9.41)	45.24	63.27
ITI Large Cap Fund	Dec 20	NIFTY 100	2.57	174	11.31	-8.48%	4.76%	Reliance Inds Ltd.(8.93)	43.81	69.31
JM Large Cap Fund	Apr 95	S&P BSE SENSEX	2.45	50	88.04	-17.28%	6.27%	Infosys Ltd.(9.16)	35.48	52.21
Kotak Bluechip Fund	Dec 98	NIFTY 50	2.10	2,804	341.36	18.97%	8.65%	Infosys Ltd.(7.72)	36.36	51.58
L&T India Large Cap Fund	Oct 07	S&P BSE 100	2.50	668	37.02	6.63%	7.96%	Infosys Ltd.(8.84)	37.77	53.65
LIC MF Large Cap Fund	Sep 99	NIFTY 100	2.70	555	36.64	10.73%	8.42%	Infosys Ltd.(9.33)	37.69	60.72
Mahindra Manulife Large Cap Pragati Yojana	Mar 19	NIFTY 50	2.51	123	14.24	14.04%	9.35%	Infosys Ltd.(8.77)	37.47	57.58
Mirae Asset Large Cap Fund	Apr 08	NIFTY 100	1.62	26,747	71.26	12.56%	8.79%	Infosys Ltd.(9.94)	41.71	58.10
Navi Large Cap Equity Fund	Sep 11	NIFTY 50	2.30	100	31.09	5.10%	9.07%	Reliance Inds Ltd.(9.52)	36.00	56.07
Nippon India Large Cap Fund	Aug 07	S&P BSE 100	1.94	10,482	44.20	4.10%	9.08%	State Bank Of India(8.2)	35.40	56.18
PGIM India Large Cap Fund	Jan 03	NIFTY 50	2.45	330	231.99	6.79%	9.75%	HDFC Bank Ltd.(8.68)	40.44	58.63
Principal Large Cap Fund	Oct 20	NIFTY 100	2.38	457	13.19	14.20%	9.19%	ICICI Bank Ltd.(6.91)	26.19	39.33
SBI Blue Chip Fund	Feb 06	S&P BSE 100	1.69	28,580	55.02	6.49%	6.24%	HDFC Bank Ltd.(9.04)	30.01	46.39
Sundaram Bluechip Fund	Oct 20	NIFTY 100	2.20	1,110	13.33	12.99%	8.54%	Infosys Ltd.(8.23)	34.87	54.26
Tata Large Cap Fund	May 98	S&P BSE SENSEX	2.40	968	298.55	8.49%	9.09%	ICICI Bank Ltd.(9.25)	43.60	62.42
Taurus Largecap Equity Fund	Aug 95	S&P BSE 100	2.61	31	95.13	7.85%	8.41%	Infosys Ltd.(7.45)	34.04	52.40
Union Largecap Fund	May 17	S&P BSE 100	2.56	194	14.80	5.15%	8.50%	HDFC Bank Ltd.(8.03)	32.66	50.88
UTI Master Share	Aug 05	S&P BSE 100	2.02	8,427	174.89	8.88%	8.12%	Infosys Ltd.(9.73)	35.34	50.05
<b>Average</b>			<b>2.24</b>			<b>9.03%</b>			<b>37.01</b>	<b>55.34</b>

Large & Mid Cap Fund

Scheme Name	Date of Inception	Benchmark #	^ Expense Ratio %	As on 30th Jun 2021		% Change over a quarter		% Exposure in Holdings*		
				Corpus in crs	NAV (Rs)	Corpus	NAV	Top Holding	Total of Top 5	Total of Top 10
Aditya Birla Sun Life Equity Advantage Fund	Apr 01	NIFTY LARGE MIDCAP 250	2.01	5,467	596.51	9.24%	10.23%	Bajaj Finance Ltd.(5.84)	24.86	43.43
Axis Growth Opportunities Fund	Oct 18	NIFTY LARGE MIDCAP 250	2.13	3,547	18.57	33.16%	16.57%	Tata Elxsi Ltd.(9.11)	33.01	50.32
Baroda Large & Mid Cap Fund	Sep 20	S&P BSE 250 LARGE MIDCAP	2.27	639	13.96	6.74%	8.98%	Infosys Ltd.(9.27)	25.58	38.68
BOI AXA Large & Mid Cap Equity Fund	Oct 08	S&P BSE 250 LARGE MIDCAP	2.65	200	50.46	10.43%	15.26%	State Bank Of India(4.97)	21.36	35.49
Canara Robeco Emerging Equities Fund	Mar 05	NIFTY LARGE MIDCAP 250	1.87	9,633	144.56	17.77%	11.87%	HDFC Bank Ltd.(5.08)	22.41	35.42
DSP Equity Opportunities Fund	May 00	NIFTY LARGE MIDCAP 250	1.93	6,515	332.86	13.36%	13.09%	ICICI Bank Ltd.(7.9)	26.55	39.60
Edelweiss Large & Mid Cap Fund	Jun 07	NIFTY LARGE MIDCAP 250	2.36	833	47.18	19.54%	9.68%	Infosys Ltd.(5.57)	24.83	39.01
Franklin India Equity Advantage Fund	Mar 05	NIFTY LARGE MIDCAP 250	2.08	2,731	112.49	11.04%	14.28%	Infosys Ltd.(10.01)	35.71	50.42
HDFC Growth Opportunities Fund	Mar 94	NIFTY LARGE MIDCAP 250	2.48	2,526	164.27	25.42%	12.35%	Infosys Ltd.(6.36)	29.49	45.50
HSBC Large and Mid Cap Equity Fund	Mar 19	NIFTY LARGE MIDCAP 250	2.46	521	14.27	6.86%	9.55%	HDFC Bank Ltd.(6.99)	27.50	41.23
ICICI Prudential Large & Mid Cap Fund	Jul 98	NIFTY LARGE MIDCAP 250	2.05	4,076	455.10	9.39%	11.16%	Bharti Airtel Ltd.(9.03)	29.34	42.56
IDFC Core Equity Fund	Aug 05	NIFTY LARGE MIDCAP 250	2.03	2,394	63.13	7.43%	11.26%	Infosys Ltd.(7.34)	26.94	38.95
Invesco India Growth Opportunities Fund	Aug 07	S&P BSE 250 LARGE MIDCAP	1.94	3,931	47.71	7.68%	9.63%	Infosys Ltd.(6.83)	25.48	38.72
Kotak Equity Opportunities Fund	Sep 04	NIFTY 200	1.89	6,824	178.56	23.66%	9.31%	ICICI Bank Ltd.(5.82)	23.19	39.03
L&T Large and Midcap Fund	May 06	NIFTY LARGE MIDCAP 250	2.26	1,361	63.01	6.41%	9.28%	Mphasis Ltd.(5.21)	22.25	38.17
LIC MF Large & Mid Cap Fund	Feb 15	NIFTY LARGE MIDCAP 250	2.44	1,207	21.31	17.35%	10.18%	Infosys Ltd.(6.81)	28.59	42.87
Mahindra Manulife Top 250 Nivesh Yojana	Dec 19	NIFTY LARGE MIDCAP 250	2.62	371	14.75	24.35%	12.88%	Infosys Ltd.(5.06)	20.02	32.96
Mirae Asset Emerging Bluechip Fund	Jul 10	NIFTY LARGE MIDCAP 250	1.66	18,676	87.72	15.35%	11.68%	ICICI Bank Ltd.(6.17)	26.88	40.15
Motilal Oswal Large and Midcap Fund	Oct 19	NIFTY LARGE MIDCAP 250	2.49	697	14.66	15.85%	9.83%	ICICI Bank Ltd.(9.05)	33.29	53.32
Navi Large & Midcap Fund	Dec 15	S&P BSE 250 LARGE MIDCAP	2.30	122	21.02	9.01%	9.87%	ICICI Bank Ltd.(5.03)	21.47	36.13
Nippon India Vision Fund	Oct 95	NIFTY LARGE MIDCAP 250	2.12	3,031	730.40	7.10%	9.13%	Infosys Ltd.(6.66)	23.79	36.23
Principal Emerging Bluechip Fund	Nov 08	NIFTY LARGE MIDCAP 250	2.02	2,841	161.41	12.78%	12.76%	HDFC Bank Ltd.(4.48)	21.44	33.19
SBI Large & Midcap Fund	May 05	NIFTY LARGE MIDCAP 250	2.12	4,302	330.72	18.53%	14.77%	HDFC Bank Ltd.(5.57)	24.37	38.04
Sundaram Large & Midcap Fund	Feb 07	NIFTY LARGE MIDCAP 250	2.20	1,596	47.48	7.85%	8.36%	Infosys Ltd.(6.16)	21.35	37.72
Tata Large & Mid Cap Fund	Feb 93	NIFTY LARGE MIDCAP 250	2.14	2,398	300.73	11.35%	7.23%	ICICI Bank Ltd.(7.5)	34.91	55.34
Union Large & Midcap Fund	Dec 19	S&P BSE 250 LARGE MIDCAP	2.52	219	14.46	14.76%	10.64%	HDFC Bank Ltd.(6.93)	25.39	39.29
UTI Core Equity Fund	May 09	NIFTY LARGE MIDCAP 250	2.51	1,073	90.28	15.41%	14.31%	Infosys Ltd.(5)	21.45	35.92
<b>Average</b>			<b>2.21</b>			<b>13.99%</b>			<b>25.98</b>	<b>40.66</b>

## Flexi Cap Fund

Scheme Name	Date of Inception	Benchmark #	^ Expense Ratio %	As on 30th Jun 2021		% Change over a quarter		% Exposure in Holdings*		
				Corpus in crs	NAV (Rs)	Corpus	NAV	Top Holding	Total of Top 5	Total of Top 10
Aditya Birla SL Flexi Cap Fund	Aug 98	S&P BSE ALLCAP	1.86	14,571	1048.65	11.86%	11.97%	ICICI Bank Ltd.(8.77)	35.50	49.65
Axis Flexi Cap Fund	Nov 17	NIFTY 500	1.95	8,566	16.96	12.33%	9.49%	Bajaj Finance Ltd.(8.5)	38.41	59.99
Baroda Multi Cap Fund	Sep 03	S&P BSE 500	2.29	1,044	145.18	7.43%	11.46%	Infosys Ltd.(8.63)	23.65	34.87
BNP Paribas Multi Cap Fund	Sep 05	NIFTY 500	2.45	560	68.24	7.52%	13.12%	HDFC Bank Ltd.(7.61)	27.75	40.49
BOI AXA Flexi Cap Fund	Jun 20	S&P BSE 500	2.74	94	17.45	32.83%	17.59%	State Bank Of India(5.41)	15.76	28.56
Canara Rob Flexi Cap Fund	Sep 03	S&P BSE 500	1.98	4,813	202.24	29.52%	10.14%	Infosys Ltd.(6.58)	28.51	44.49
DSP Flexi Cap Fund	Apr 97	NIFTY 500	1.98	5,687	61.16	14.14%	11.28%	ICICI Bank Ltd.(8.04)	24.90	37.46
Edelweiss Flexi Cap Fund	Jan 15	NIFTY 500	2.35	760	20.55	11.87%	9.25%	Infosys Ltd.(7.88)	32.69	47.05
Franklin India Flexi Cap Fund	Sep 94	NIFTY 500	1.85	9,488	843.95	0.30%	9.81%	Infosys Ltd.(8.33)	34.59	51.37
HDFC Flexi Cap Fund	Jan 95	NIFTY 500	1.76	25,494	886.78	10.23%	11.20%	State Bank Of India(9.94)	35.42	55.12
HSBC Flexi Cap Fund	Mar 04	NIFTY 500	2.51	385	118.04	6.18%	10.39%	HDFC Bank Ltd.(8.76)	37.25	54.81
ICICI Pru Multicap Fund	Oct 94	S&P BSE 500	1.99	6,159	400.44	4.57%	12.00%	ICICI Bank Ltd.(7.47)	25.12	38.73
IDBI Flexi Cap Fund	Mar 14	S&P BSE 500	2.48	354	30.00	12.22%	11.36%	HDFC Bank Ltd.(6.66)	23.09	37.37
IDFC Flexi Cap Fund	Sep 05	S&P BSE 500	1.93	5,601	122.26	5.90%	8.82%	Infosys Ltd.(8.79)	28.59	43.05
Invesco India Multicap Fund	Mar 08	S&P BSE ALLCAP	2.25	1,409	72.28	20.34%	16.02%	ICICI Bank Ltd.(6.55)	25.92	40.13
ITI Multicap Fund	May 19	NIFTY 500	2.64	259	14.10	25.95%	10.29%	Sun Pharma Inds(9.98)	16.64	29.24
JM Flexicap Fund	Sep 08	S&P BSE 500	2.51	174	45.32	5.62%	6.63%	Infosys Ltd.(6.37)	30.49	50.80
Kotak Flexicap Fund	Sep 09	NIFTY 200	1.61	36,355	48.52	4.64%	7.92%	ICICI Bank Ltd.(7.81)	31.60	50.26
L&T Flexicap Fund	May 05	S&P BSE 500	2.07	2,834	110.24	8.54%	10.18%	ICICI Bank Ltd.(6.73)	26.93	44.36
LIC MF Flexi Cap Fund	Apr 98	NIFTY 500	2.65	392	61.94	9.14%	7.97%	Infosys Ltd.(8.83)	36.51	56.65
Mahindra Manulife Multi Cap Badhat Yojana	May 17	NIFTY 500	2.57	597	17.98	32.35%	16.61%	Infosys Ltd.(6.28)	21.25	32.96
Motilal Oswal Flexi Cap Fund	Apr 14	NIFTY 500	1.78	11,884	33.34	0.09%	5.82%	Vaibhav Global Ltd.(7.51)	37.27	59.51
Navi Flexi Cap Fund	Jul 18	NIFTY 500	2.30	200	14.18	7.18%	10.11%	ICICI Bank Ltd.(7.08)	26.70	44.95
Nippon India Multi Cap Fund	Mar 05	S&P BSE 500	1.96	9,809	124.86	8.47%	10.86%	Linde India Ltd.(8.09)	30.53	43.75
Parag Parikh Flexi Cap Fund	May 13	NIFTY 500	2.04	11,360	43.03	38.85%	13.22%	Alphabet Inc A(8.44)	38.30	63.46
PGIM India Flexi Cap Fund	Feb 15	NIFTY 500	2.36	1,371	23.47	77.04%	15.22%	Infosys Ltd.(5.77)	21.74	37.40
Principal Multi Cap Growth Fund	Oct 00	NIFTY 500	2.44	775	203.69	8.63%	13.22%	ICICI Bank Ltd.(5.01)	21.53	33.48
Quant Active Fund	Mar 01	NIFTY 500	2.25	736	359.16	183.18%	19.37%	ITC Ltd.(8.18)	31.42	49.40
SBI Flexicap Fund	Oct 05	S&P BSE 500	1.92	13,827	68.79	16.89%	9.55%	HDFC Bank Ltd.(7.95)	29.29	45.36
Sundaram Equity Fund	Sep 19	S&P BSE 500	2.43	749	14.77	12.29%	11.83%	Reliance Inds Ltd.(4.51)	19.80	32.74
Tata Flexi Cap Fund	Sep 18	S&P BSE 500	2.16	1,939	14.44	6.01%	7.43%	ICICI Bank Ltd.(7.68)	31.65	46.37
Taurus Flexi Cap Fund	Jan 96	S&P BSE 500	2.64	255	136.73	8.47%	9.18%	Infosys Ltd.(6.77)	30.69	47.65
Union Flexi Cap Fund	Jun 11	S&P BSE 500	2.51	582	30.01	20.77%	11.94%	HDFC Bank Ltd.(6.9)	28.87	42.51
UTI Flexi Cap Fund	Aug 05	NIFTY 500	2.01	19,579	231.61	17.12%	9.02%	HDFC Bank Ltd.(5.91)	24.59	41.51
<b>Average</b>			<b>2.21</b>			<b>19.95%</b>			<b>28.62</b>	<b>44.57</b>

## Mid Cap Fund

Scheme Name	Date of Inception	Benchmark #	^ Expense Ratio %	As on 30th Jun 2021		% Change over a quarter		% Exposure in Holdings*		
				Corpus in crs	NAV (Rs)	Corpus	NAV	Top Holding	Total of Top 5	Total of Top 10
Aditya Birla Sun Life Midcap Fund	Oct 02	NIFTY MIDCAP 100	2.15	3,000	401.46	11.21%	13.84%	Mphasis Ltd.(5.16)	18.74	32.00
Axis MidCap Fund	Feb 11	S&P BSE MIDCAP	1.87	12,813	60.86	22.83%	11.42%	Cholamandalam Inv(4.32)	20.32	35.11
Baroda Mid-cap Fund	Oct 10	S&P BSE MIDCAP	2.46	65	14.67	18.34%	14.16%	IRCTC Ltd.(4.69)	22.44	39.53
BNP Paribas Mid Cap Fund	May 06	NIFTY MIDCAP 150	2.27	974	52.92	13.27%	13.36%	Voltas Ltd.(4.12)	22.15	37.98
DSP Mid Cap Fund	Nov 06	NIFTY MIDCAP 100	1.86	12,869	85.81	17.89%	12.48%	Balkrishna Industries Ltd.(3.90)	21.21	37.55
Edelweiss Mid Cap Fund	Dec 07	NIFTY MIDCAP 100	2.14	1,486	45.16	22.30%	14.52%	Mphasis Ltd.(3.55)	17.98	31.65
Franklin India Prima Fund	Dec 93	NIFTY MIDCAP 150	2.12	7,695	1387.68	5.29%	10.71%	Crompton Greaves(4.32)	18.82	33.45
HDFC Mid Cap Opportunities Fund	Jun 07	NIFTY MIDCAP 100	1.76	29,508	82.61	11.47%	12.53%	Balkrishna Industries Ltd.(5.69)	21.32	35.65
ICICI Prudential MidCap Fund	Oct 04	NIFTY MIDCAP 150	2.29	2,839	146.57	21.40%	15.37%	Max Financial Services Ltd.(5.82)	20.36	33.10
IDBI Midcap Fund	Feb 17	NIFTY MIDCAP 100	2.54	201	15.71	6.74%	10.25%	Gujarat Gas Ltd.(3.66)	19.31	35.81
Invesco India Midcap Fund	Apr 07	NIFTY MIDCAP 100	2.18	1,706	77.62	22.78%	12.02%	Gland Pharma Ltd.(3.68)	15.89	30.43
Kotak Emerging Equity Fund	Apr 07	NIFTY MIDCAP 100	1.82	14,133	65.02	29.22%	13.30%	Supreme Industries Ltd.(5)	20.09	33.74
L&T Mid Cap Fund	Aug 04	NIFTY MIDCAP 100	1.89	6,726	191.39	4.63%	9.20%	Mphasis Ltd.(5.35)	18.76	33.03
Mahindra Manulife Mid Cap Unnati Yojana	Jan 18	S&P BSE MIDCAP	2.44	750	15.69	18.78%	15.90%	Max Financial Services Ltd.(3.18)	16.49	30.07
Mirae Asset Midcap Fund	Jul 19	NIFTY MIDCAP 100	1.90	5,412	18.54	28.14%	15.31%	SRF Ltd.(4.17)	19.39	33.71
Motilal Oswal Midcap 30 Fund	Feb 14	NIFTY MIDCAP 100	2.10	2,040	35.47	7.62%	9.18%	Max Financial Services Ltd.(10.91)	33.92	56.12
Nippon India Growth Fund	Oct 95	S&P BSE MIDCAP	2.02	10,262	1761.66	13.63%	12.75%	Varun Beverages Ltd.(4.34)	18.16	31.35
PGIM India Midcap Opportunities Fund	Dec 13	NIFTY MIDCAP 100	2.29	1,952	36.56	76.22%	16.84%	Coforge Ltd.(4.26)	19.26	35.03
Principal Midcap Fund	Dec 19	NIFTY MIDCAP 100	2.42	399	15.61	14.03%	14.70%	Polycab India Ltd.(4.51)	17.65	29.61
SBI Magnum MidCap Fund	Apr 05	NIFTY MIDCAP 150	2.12	5,593	119.88	14.44%	11.29%	Sheela Foam Ltd.(5.83)	27.25	44.45
Sundaram Mid Cap Fund	Jul 02	S&P BSE MIDCAP	1.90	6,564	634.19	6.70%	10.28%	Max Financial Services Ltd.(3.28)	15.64	28.05
Tata Mid Cap Growth Fund	Jul 94	NIFTY MIDCAP 100	2.31	1,282	217.99	13.55%	11.19%	Navin Fluorine(3.9)	19.99	35.84
Taurus Discovery (Midcap) Fund	Jan 96	NIFTY MIDCAP 100	2.55	74	68.72	12.40%	12.91%	Atul Ltd.(3.04)	15.23	28.50
Union Midcap Fund	Mar 20	NIFTY MIDCAP 100	2.56	247	24.31	24.90%	15.21%	Coforge Ltd.(3.43)	18.80	33.27
UTI Mid Cap Fund	Aug 05	NIFTY MIDCAP 150	2.19	5,895	164.81	13.59%	11.67%	SRF Ltd.(3.43)	15.95	27.73
<b>Average</b>			<b>2.17</b>			<b>18.05%</b>			<b>19.80</b>	<b>34.51</b>

Small Cap Fund

Scheme Name	Date of Inception	Benchmark #	^ Expense Ratio %	As on 30th Jun 2021		% Change over a quarter		% Exposure in Holdings*		
				Corpus in crs	NAV (Rs)	Corpus	NAV	Top Holding	Total of Top 5	Total of Top 10
Aditya Birla Sun Life Small Cap Fund	May 07	NIFTY SMALLCAP 100	2.16	2,877	50.07	12.82%	17.61%	Deepak Nitrite Ltd.(4.3)	17.57	29.20
Axis Small Cap Fund	Nov 13	NIFTY SMALLCAP 100	1.98	6,009	52.05	33.97%	18.84%	Galaxy Surfactants Ltd.(5.92)	23.25	38.55
BOI AXA Small Cap Fund	Dec 18	NIFTY SMALLCAP 100	2.74	158	22.54	32.99%	22.50%	CDSL(3.35)	15.69	28.25
Canara Robeco Small Cap Fund	Feb 19	NIFTY SMALLCAP 250	2.29	1,242	18.85	45.03%	21.85%	Schaeffler India Ltd.(2.94)	13.96	26.17
DSP Small Cap Fund	Jun 07	S&P BSE SMALL CAP	1.94	7,630	94.34	18.21%	19.33%	Atul Ltd.(4.24)	18.93	33.42
Edelweiss Small Cap Fund	Feb 19	NIFTY SMALLCAP 250	2.29	956	20.95	27.57%	18.12%	Persistent Systems Ltd.(3.05)	15.71	25.93
Franklin India Smaller Companies Fund	Jan 06	NIFTY SMALLCAP 250	1.93	6,768	77.40	7.44%	14.65%	Deepak Nitrite Ltd.(6.63)	18.65	30.63
HDFC Small Cap Fund	Apr 08	NIFTY SMALLCAP 100	1.86	12,460	66.02	23.97%	24.92%	Firstsource Solutions Ltd.(7.5)	22.26	34.62
HSBC Small Cap Equity Fund	May 05	S&P BSE 250 SMALLCAP	2.50	333	75.84	2.36%	18.12%	Laurus Labs Ltd.(4.75)	22.82	38.59
ICICI Prudential Smallcap Fund	Oct 07	NIFTY SMALLCAP 250	2.21	2,664	43.55	29.04%	19.41%	Mahindra Lifespace(3.98)	19.15	32.97
IDBI Small Cap Fund	Jun 17	NIFTY SMALLCAP 250	2.53	122	14.50	8.64%	16.19%	Navin Fluorine(3.69)	19.18	34.91
IDFC Emerging Businesses Fund	Feb 20	S&P BSE 250 SMALLCAP	2.30	1,227	19.99	29.07%	23.70%	Radico Khaitan Ltd.(4.36)	17.51	31.30
Invesco India Smallcap Fund	Oct 18	S&P BSE 250 SMALLCAP	2.30	1,103	18.59	25.00%	20.71%	V-Mart Retail Ltd.(3.96)	19.02	33.54
ITI Small Cap Fund	Feb 20	NIFTY SMALLCAP 100	2.57	405	15.16	28.48%	21.78%	Ashoka Buildcon Ltd.(7.71)	15.58	27.34
Kotak Small Cap Fund	Feb 05	NIFTY SMALLCAP 100	1.98	4,765	140.33	39.21%	17.25%	Century Ply(4.57)	19.76	34.62
L&T Emerging Businesses Fund	May 14	S&P BSE SMALL CAP	1.90	6,860	37.38	18.82%	23.62%	K.P.R. Mill Ltd.(4.69)	15.12	25.79
Nippon India Small Cap Fund	Sep 10	S&P BSE SMALL CAP	1.98	15,353	71.84	23.08%	21.45%	Deepak Nitrite Ltd.(3.76)	15.57	26.33
Principal Small Cap Fund	May 19	NIFTY SMALLCAP 100	2.47	412	19.69	27.16%	22.45%	Tata Etks(4.01)	13.69	24.21
SBI Small Cap Fund	Sep 09	S&P BSE SMALL CAP	1.93	9,091	91.83	20.10%	15.10%	Elgi Equipments Ltd.(4.36)	21.64	36.89
Sundaram Small Cap Fund	Feb 05	NIFTY SMALLCAP 100	2.25	1,461	128.87	17.00%	21.25%	Laurus Labs Ltd.(3.37)	17.21	31.64
Tata Small Cap Fund	Nov 18	NIFTY SMALLCAP 100	2.20	1,349	18.93	34.42%	24.20%	Saregama India(5.56)	27.47	48.20
Union Small Cap Fund	Jun 14	NIFTY SMALLCAP 100	2.56	511	25.34	20.21%	19.75%	Happiest Minds Tech(3.62)	17.15	31.73
UTI Small Cap Fund	Dec 20	NIFTY SMALLCAP 250	2.36	1,490	13.07	27.60%	17.80%	JB Chemical(2.56)	11.84	22.32
<b>Average</b>			<b>2.23</b>			<b>24.01%</b>			<b>18.21</b>	<b>31.61</b>

Focused Fund

Scheme Name	Date of Inception	Benchmark #	^ Expense Ratio %	As on 30th Jun 2021		% Change over a quarter		% Exposure in Holdings*		
				Corpus in crs	NAV (Rs)	Corpus	NAV	Top Holding	Total of Top 5	Total of Top 10
Aditya Birla Sun Life Focused Equity Fund	Oct 05	NIFTY 50	2.03	4,938	82.54	7.09%	9.13%	Infosys Ltd.(9.58)	36.82	53.50
Axis Focused 25 Fund	Jul 12	NIFTY 50	1.83	17,336	41.17	15.52%	9.85%	Bajaj Finance Ltd.(9.86)	42.99	71.00
BNP Paribas Focused 25 Equity Fund	Sep 17	NIFTY 200	2.45	199	13.12	8.29%	8.28%	ICICI Bank Ltd.(10.54)	43.45	63.00
DSP Focus Fund	Jun 10	S&P BSE 200	2.15	2,110	32.38	5.64%	9.98%	ICICI Bank Ltd.(9.16)	35.27	56.51
Franklin India Focused Equity Fund	Jul 07	NIFTY 500	1.90	7,379	58.33	-5.39%	11.33%	ICICI Bank Ltd.(10.26)	39.95	60.13
HDFC Focused 30 Fund	Sep 04	NIFTY 500	2.61	733	97.22	12.77%	9.66%	ICICI Bank Ltd.(8.86)	34.19	55.42
HSBC Focused Equity Fund	Jul 20	S&P BSE 200	2.42	636	14.23	10.19%	7.86%	Infosys Ltd.(9.94)	39.57	61.32
ICICI Prudential Focused Equity Fund	Jun 09	S&P BSE 500	2.23	1,675	43.62	37.62%	10.51%	Infosys Ltd.(6.07)	35.01	57.30
IDBI Focused 30 Equity Fund	Nov 17	NIFTY 100	2.53	139	13.39	2.02%	7.81%	HDFC Bank Ltd.(8.25)	38.62	59.96
IDFC Focused Equity Fund	Mar 06	S&P BSE 500	2.18	1,428	49.45	1.07%	7.80%	Infosys Ltd.(9.56)	37.84	63.24
IIFL Focused Equity Fund	Oct 14	S&P BSE 200	2.06	1,952	26.33	20.27%	10.26%	ICICI Bank Ltd.(8.83)	31.52	52.24
Invesco India Focused 20 Equity Fund	Sep 20	S&P BSE 500	2.24	1,155	13.61	19.36%	9.94%	Infosys Ltd.(9.62)	36.06	59.02
JM Core 11 Fund	Mar 08	S&P BSE SENSEX	2.45	45	10.48	-6.56%	4.43%	Infosys Ltd.(10.08)	46.68	87.25
Kotak Focused Equity Fund	Jul 19	NIFTY 200	2.12	2,027	14.67	8.67%	8.24%	Infosys Ltd.(8.51)	36.15	54.75
L&T Focused Equity Fund	Nov 18	NIFTY 500	2.35	957	15.23	11.52%	9.35%	TCS Ltd.(8.04)	30.66	50.81
Mahindra Manulife Focused Equity Yojana	Nov 20	NIFTY 500	2.43	355	13.46	26.62%	11.82%	Infosys Ltd.(9.28)	36.96	53.53
Mirae Asset Focused Fund	May 19	NIFTY 200	1.81	6,620	17.32	21.00%	9.96%	Infosys Ltd.(9.09)	39.47	54.80
Motilal Oswal Focused 25 Fund	May 13	NIFTY 50	2.21	1,747	31.57	7.97%	6.62%	Bajaj Auto Ltd.(9.01)	41.89	68.43
Nippon India Focused Equity Fund	Dec 06	S&P BSE 500	2.19	5,282	68.96	8.31%	8.43%	Infosys Ltd.(7.97)	34.05	54.26
Principal Focused Multicap Fund	Nov 05	S&P BSE 250 LARGE MIDCAP	2.51	600	99.68	14.19%	12.10%	Infosys Ltd.(8.2)	36.51	58.33
SBI Focused Equity Fund	Oct 04	S&P BSE 500	1.79	16,857	210.25	18.26%	12.39%	Muthoot Finance Ltd.(6.94)	30.93	54.77
Sundaram Select Focus Fund	Jul 02	NIFTY 50	2.26	1,283	245.00	5.38%	7.46%	Infosys Ltd.(9.88)	41.55	65.96
Tata Focused Equity Fund	Dec 19	S&P BSE 200	2.16	1,183	13.39	2.32%	9.03%	Infosys Ltd.(9.63)	42.54	66.11
Union Focused Fund	Aug 19	S&P BSE 500	2.52	215	16.04	13.20%	10.47%	Reliance Industries Ltd(8.01)	34.36	57.15
<b>Average</b>			<b>2.23</b>			<b>11.06%</b>			<b>37.63</b>	<b>59.95</b>

Value Fund

Scheme Name	Date of Inception	Benchmark #	^ Expense Ratio %	As on 30th Jun 2021		% Change over a quarter		% Exposure in Holdings*		
				Corpus in crs	NAV (Rs)	Corpus	NAV	Top Holding	Total of Top 5	Total of Top 10
Aditya Birla Sun Life Pure Value Fund	Mar 08	S&P BSE ENHANCED VALUE	2.07	4,271	67.00	5.47%	13.35%	State Bank Of India(4.44)	20.12	34.32
DSP Value Fund	Dec 20	NIFTY500 Value 50	1.68	476	12.51	38.78%	13.16%	Veritas Asset Mgmt(7.45)	19.03	33.47
HDFC Capital Builder Value Fund	Feb 94	NIFTY 500	2.06	4,871	383.88	9.58%	9.96%	Infosys Ltd.(8.82)	38.38	49.88
ICICI Prudential Value Discovery Fund	Aug 04	S&P BSE 500	1.80	20,786	214.50	16.78%	11.35%	Sun Pharma Inds(9.52)	39.00	58.87
IDBI Long Term Value Fund	Aug 18	S&P BSE 500	2.54	108	14.33	5.82%	10.15%	Infosys Ltd.(6.4)	24.58	39.19
IDFC Sterling Value Fund	Mar 08	S&P BSE 500	2.08	3,733	75.74	16.36%	17.12%	ICICI Bank Ltd.(3.89)	18.13	31.96
Indiabulls Value Fund	Sep 15	S&P BSE 500	2.30	15	15.49	3.29%	9.60%	Indiabulls Nifty 50 ETF(15.89)	30.89	51.37
JM Value Fund	Jun 97	S&P BSE 200	2.54	147	45.83	7.47%	9.22%	Infosys Ltd.(7.87)	27.65	46.54
L&T India Value Fund	Jan 10	S&P BSE 200	1.85	7,285	50.97	8.06%	11.63%	ICICI Bank Ltd.(8.68)	31.76	47.94
Nippon India Value Fund	Jun 05	S&P BSE ENHANCED VALUE	2.11	3,926	108.58	11.64%	12.57%	Infosys Ltd.(6.12)	27.51	42.21

Value Fund

Scheme Name	Date of Inception	Benchmark #	^ Expense Ratio %	As on 30th Jun 2021		% Change over a quarter		% Exposure in Holdings*		
				Corpus in crs	NAV (Rs)	Corpus	NAV	Top Holding	Total of Top 5	Total of Top 10
Quantum Long Term Equity Value Fund	Mar 06	S&P BSE 200	1.29	892	72.83	4.75%	9.01%	HDFC Ltd.(8.19)	31.37	50.04
Tata Equity P/E Fund	Jun 04	S&P BSE SENSEX	1.97	4,677	175.42	2.81%	6.79%	ICICI Bank Ltd.(8.09)	36.45	55.13
Templeton India Value Fund	Sep 96	S&P BSE 500	2.56	556	354.37	9.59%	12.40%	ICICI Bank Ltd.(8.51)	31.09	49.66
Union Value Discovery Fund	Dec 18	S&P BSE 500	2.54	126	14.87	7.80%	9.26%	HDFC Bank Ltd.(7.09)	32.29	54.18
UTI Value Opportunities Fund	Jan 05	NIFTY 500	2.08	6,116	91.22	10.92%	10.04%	Infosys Ltd.(9.36)	37.01	50.05
<b>Average</b>			<b>2.10</b>			<b>10.61%</b>			<b>29.68</b>	<b>46.32</b>

Contra Fund

Scheme Name	Date of Inception	Benchmark #	^ Expense Ratio %	As on 30th Jun 2021		% Change over a quarter		% Exposure in Holdings*		
				Corpus in crs	NAV (Rs)	Corpus	NAV	Top Holding	Total of Top 5	Total of Top 10
Invesco India Contra Fund	Apr 07	S&P BSE 500	1.83	7,529	70.00	16.25%	11.06%	ICICI Bank Ltd.(7.83)	33.50	48.18
Kotak India EQ Contra Fund	Jul 05	NIFTY 100	2.37	1,049	75.70	11.25%	8.49%	ICICI Bank Ltd.(7.68)	32.09	47.70
SBI Contra Fund	May 05	S&P BSE 500	2.39	2,394	172.84	29.00%	12.72%	ICICI Bank Ltd.(3.81)	21.01	34.81
<b>Average</b>			<b>2.20</b>			<b>18.83%</b>			<b>28.87</b>	<b>43.57</b>

Dividend Yield Fund

Scheme Name	Date of Inception	Benchmark #	^ Expense Ratio %	As on 30th Jun 2021		% Change over a quarter		% Exposure in Holdings*		
				Corpus in crs	NAV (Rs)	Corpus	NAV	Top Holding	Total of Top 5	Total of Top 10
Aditya Birla Sun Life Dividend Yield Fund	Feb 03	NIFTY DIVIDEND OPPT 50	2.49	834	232.49	16.45%	19.35%	Infosys Ltd.(9.58)	24.28	39.10
HDFC Dividend Yield Fund	Dec 20	NIFTY DIVIDEND OPPT 50	2.11	2,245	12.27	19.12%	12.22%	Infosys Ltd.(5.28)	20.75	33.64
ICICI Prudential Dividend Yield Equity Fund	May 14	NIFTY DIVIDEND OPPT 50	2.78	359	22.67	57.56%	13.52%	Infosys Ltd.(7.71)	35.37	53.83
IDBI Dividend Yield Fund	Dec 18	NIFTY DIVIDEND OPPT 50	2.55	95	15.40	7.48%	9.76%	Infosys Ltd.(10.40)	26.86	41.99
Principal Dividend Yield Fund	Oct 04	NIFTY DIVIDEND OPPT 50	2.60	218	78.19	9.44%	10.58%	Infosys Ltd.(7.82)	30.50	51.61
Templeton India Equity Income Fund	May 06	NIFTY DIVIDEND OPPT 50	2.31	1,142	73.61	14.11%	15.96%	Infosys Ltd.(10.74)	29.41	42.19
UTI Dividend Yield Fund	Jun 05	NIFTY DIVIDEND OPPT 50	2.16	2,932	95.71	11.98%	13.52%	Infosys Ltd.(9.52)	32.28	50.57
<b>Average</b>			<b>2.43</b>			<b>19.45%</b>			<b>28.49</b>	<b>44.70</b>

ELSS

Scheme Name	Date of Inception	Benchmark #	^ Expense Ratio %	As on 30th Jun 2021		% Change over a quarter		% Exposure in Holdings*		
				Corpus in crs	NAV (Rs)	Corpus	NAV	Top Holding	Total of Top 5	Total of Top 10
Aditya Birla Sun Life Tax Relief 96	Mar 96	S&P BSE 200	1.81	14,044	39.93	2.91%	3.23%	HDFC Ltd.(8.42)	37.06	56.51
Axis Long Term Equity Fund	Dec 09	S&P BSE 200	1.67	30,520	66.59	9.51%	9.59%	Bajaj Finance Ltd.(9.34)	37.11	62.93
Baroda Elss 96	Apr 96	S&P BSE 200	2.49	199	62.31	6.86%	10.24%	Infosys Ltd.(9.95)	27.60	39.12
BNP Paribas Long Term Equity Fund	Jan 06	NIFTY 200	2.39	519	54.93	4.84%	7.26%	ICICI Bank Ltd.(9.11)	33.66	47.88
BOI AXA Tax Advantage Fund	Feb 09	S&P BSE 500	2.54	473	90.17	13.23%	14.82%	HDFC Bank Ltd.(5.2)	22.21	35.96
Canara Robeco Equity Tax Saver Fund	Mar 93	S&P BSE 100	2.11	2,343	104.01	19.47%	10.19%	Infosys Ltd.(9.49)	35.08	50.15
DSP Tax Saver Fund	Jan 07	NIFTY 500	1.80	8,963	73.74	11.25%	12.71%	Infosys Ltd.(8.92)	31.47	45.29
Edelweiss Long Term Equity Fund (Tax Savings)	Dec 08	NIFTY 500	2.37	179	63.46	8.45%	7.58%	Infosys Ltd.(7.9)	31.26	48.03
Franklin India Taxshield	Apr 99	NIFTY 500	1.90	4,739	779.85	8.31%	11.57%	Infosys Ltd.(9.27)	35.69	50.97
HDFC Tax saver	Mar 96	NIFTY 500	1.91	8,577	645.70	8.29%	10.52%	Infosys Ltd.(9.5)	38.02	51.99
HSBC Tax Saver Equity Fund	Jan 07	S&P BSE 200	2.49	183	49.77	7.84%	9.44%	Infosys Ltd.(9.28)	37.70	54.06
ICICI Prudential Long Term Equity Fund	Aug 99	NIFTY 500	1.97	8,965	522.91	7.88%	8.62%	ICICI Bank Ltd.(6.75)	29.79	45.85
IDBI Equity Advantage Fund	Sep 13	S&P BSE 200	2.40	518	34.20	2.24%	7.95%	Infosys Ltd.(6.8)	27.97	44.49
IDFC Tax Advantage (ELSS) Fund	Dec 08	S&P BSE 200	1.90	3,295	85.82	10.27%	14.89%	ICICI Bank Ltd.(6.89)	25.02	40.56
Indiabulls Tax Savings Fund	Dec 17	S&P BSE 500	2.25	53	12.26	-2.53%	6.98%	Indiabulls Nifty 50 ETF(9.47)	27.04	42.53
Invesco India Tax Plan	Jan 07	S&P BSE 200	2.11	1,708	74.58	12.92%	10.59%	Reliance Inds Ltd.(8.61)	37.58	53.41
ITI Long Term Equity Fund	Oct 19	NIFTY 500	2.58	94	14.24	23.95%	11.46%	Lupin Ltd.(9.7)	23.21	36.96
JM Tax Gain Fund	Mar 08	S&P BSE 500	2.44	57	25.05	8.70%	7.84%	HDFC Bank Ltd.(6.07)	24.82	41.54
Kotak Tax Saver Fund	Nov 05	NIFTY 500	2.09	2,073	65.00	12.83%	10.01%	ICICI Bank Ltd.(7.61)	25.54	41.16
L&T Tax Advantage Fund	Feb 06	S&P BSE 200	1.97	3,509	72.97	3.00%	8.51%	Infosys Ltd.(4.37)	22.19	38.10
LIC MF Tax Plan	Apr 00	NIFTY 500	2.56	368	89.47	9.87%	9.93%	Infosys Ltd.(9.27)	35.32	50.64
Mahindra Manulife ELSS Kar Bachat Yojana	Oct 16	NIFTY 200	2.40	384	16.73	10.49%	12.02%	Infosys Ltd.(8.26)	33.06	48.46
Mirae Asset Tax Saver Fund	Dec 15	NIFTY 200	1.71	8,338	28.09	20.23%	10.49%	HDFC Bank Ltd.(8.42)	32.36	45.71
Motilal Oswal Long Term Equity Fund	Jan 15	NIFTY 500	2.08	2,185	24.40	6.69%	9.95%	ICICI Bank Ltd.(9.86)	35.53	56.17
Navi Long Term Advantage Fund	Dec 15	S&P BSE 100	2.33	64	18.45	2.78%	8.16%	HDFC Bank Ltd.(7.51)	22.07	39.74
Nippon India Tax Saver Fund	Sep 05	S&P BSE 100	1.88	11,672	67.93	4.03%	8.72%	Infosys Ltd.(9.62)	34.01	51.01
Parag Parikh Tax Saver Fund	Jul 19	NIFTY 500	2.45	239	16.07	33.38%	10.13%	Bajaj Holding & Inv.(8.10)	32.50	57.55
PGIM India Long Term Equity Fund	Dec 15	S&P BSE 200	2.49	360	20.91	2.11%	12.30%	Infosys Ltd.(8.38)	32.64	52.40
Principal Tax Savings Fund	Mar 96	NIFTY 500	2.51	549	291.00	9.04%	11.20%	ICICI Bank Ltd.(7.65)	29.76	44.77
Quantum Tax Saving Fund	Dec 08	S&P BSE 200	1.29	97	72.35	8.79%	9.04%	Infosys Ltd.(7.98)	31.18	49.80

ELSS

Scheme Name	Date of Inception	Benchmark #	^ Expense Ratio %	As on 30th Jun 2021		% Change over a quarter		% Exposure in Holdings*		
				Corpus in crs	NAV (Rs)	Corpus	NAV	Top Holding	Total of Top 5	Total of Top 10
SBI Long Term Equity Fund	May 07	S&P BSE 500	1.82	10,169	202.14	9.85%	11.27%	ICICI Bank Ltd.(5.35)	21.82	39.16
Sundaram Diversified Equity - Tax Saver Fund	Nov 99	S&P BSE 200	2.02	2,335	131.75	1.33%	8.30%	HDFC Bank Ltd.(7.38)	31.38	47.39
Tata India Tax Savings Fund	Mar 96	S&P BSE SENSEX	1.99	2,708	24.76	2.70%	6.82%	ICICI Bank Ltd.(9.55)	41.21	61.49
Taurus Tax Shield Fund	Apr 96	S&P BSE 200	1.48	81	105.07	8.27%	9.69%	HDFC Bank Ltd.(6.06)	30.55	45.79
Union Long Term Equity Fund	Dec 11	S&P BSE 500	2.52	372	36.86	11.06%	10.89%	HDFC Bank Ltd.(7.66)	29.46	42.50
UTI Long Term Equity Fund	Aug 05	NIFTY 500	2.26	1,974	129.60	9.67%	9.51%	Infosys Ltd.(7.52)	32.39	45.18
<b>Average</b>			<b>2.14</b>			<b>9.18%</b>			<b>30.98</b>	<b>47.37</b>

Sectoral Fund - Banking

Scheme Name	Date of Inception	Benchmark #	^ Expense Ratio %	As on 30th Jun 2021		% Change over a quarter		% Exposure in Holdings*		
				Corpus in crs	NAV (Rs)	Corpus	NAV	Top Holding	Total of Top 5	Total of Top 10
Aditya Birla Sun Life Banking And Financial Services Fund	Dec 13	NIFTY FINANCIAL SERVICES	2.26	2,031	35.94	7.11%	8.98%	ICICI Bank Ltd.(13.35)	53.61	77.57
Baroda Banking and Financial Services Fund	Jun 12	NIFTY BANK	2.52	54	27.64	-0.39%	0.91%	HDFC Bank Ltd.(22.2)	60.91	74.81
ICICI Prudential Banking and Financial Services Fund	Aug 08	NIFTY FINANCIAL SERVICES	1.94	4,677	80.24	21.01%	11.71%	ICICI Bank Ltd.(14.63)	54.92	72.94
IDBI Banking & Financial Services Fund	Jun 18	NIFTY FINANCIAL SERVICES	2.57	100	12.62	-1.97%	3.61%	HDFC Bank Ltd.(17.75)	59.86	77.41
Invesco India Financial Services Fund	Jul 08	NIFTY FINANCIAL SERVICES	2.61	331	72.84	13.17%	8.10%	HDFC Bank Ltd.(23.37)	63.08	75.35
LIC MF Banking & Financial Services Fund	Mar 15	NIFTY FINANCIAL SERVICES	2.80	60	13.04	4.43%	5.85%	HDFC Bank Ltd.(23.74)	65.94	88.11
Mirae Asset Banking and Financial Services Fund	Dec 20	NIFTY FINANCIAL SERVICES	2.35	641	11.60	24.53%	5.41%	HDFC Bank Ltd.(21.92)	63.85	79.47
Nippon India Banking Fund	May 03	NIFTY BANK	2.15	3,012	331.40	13.28%	14.33%	HDFC Bank Ltd.(15.88)	55.43	70.92
SBI Banking & Financial Services Fund	Feb 15	NIFTY FINANCIAL SERVICES	2.11	2,704	23.75	14.05%	6.10%	HDFC Bank Ltd.(22.71)	65.06	81.70
Sundaram Financial Services Opportunities Fund	Jun 08	NIFTY FINANCIAL SERVICES	2.68	373	55.74	13.66%	5.52%	HDFC Bank Ltd.(20.32)	62.07	80.58
Tata Banking & Financial Services Fund	Dec 15	NIFTY FINANCIAL SERVICES	2.48	743	24.45	12.56%	5.94%	HDFC Bank Ltd.(17.28)	63.86	85.62
Taurus Banking & Financial Services Fund	May 12	S&P BSE BANKEX	2.43	9	32.09	-1.77%	3.52%	ICICI Bank Ltd.(23.55)	68.88	83.52
UTI Banking and Financial Services Fund	Aug 05	NIFTY FINANCIAL SERVICES	2.73	712	109.96	5.18%	6.54%	HDFC Bank Ltd.(22.08)	65.12	81.75
<b>Average</b>			<b>2.43</b>			<b>9.60%</b>			<b>61.74</b>	<b>79.21</b>

Sectoral Fund - Technology

Scheme Name	Date of Inception	Benchmark #	^ Expense Ratio %	As on 30th Jun 2021		% Change over a quarter		% Exposure in Holdings*		
				Corpus in crs	NAV (Rs)	Corpus	NAV	Top Holding	Total of Top 5	Total of Top 10
Aditya Birla Sun Life Digital India Fund	Jan 00	S&P BSE TECK	2.35	1,662	114.26	44.74%	17.50%	Infosys Ltd.(21.26)	53.47	71.95
Franklin India Technology Fund	Aug 98	S&P BSE TECK	2.49	605	306.06	14.38%	10.59%	Infosys Ltd.(24.72)	52.51	67.79
ICICI Prudential Technology Fund	Mar 00	S&P BSE IT	2.26	3,494	129.64	92.22%	18.80%	Infosys Ltd.(24.3)	48.57	63.29
SBI Technology Opportunities Fund	Jul 99	S&P BSE TECK	2.34	915	127.35	53.66%	18.11%	Infosys Ltd.(23.79)	60.63	84.64
Tata Digital India Fund	Dec 15	S&P BSE IT	2.33	1,797	30.51	54.78%	17.51%	Infosys Ltd.(19.62)	57.37	77.35
<b>Average</b>			<b>2.35</b>			<b>51.96%</b>			<b>54.51</b>	<b>73.00</b>

Sectoral Fund - Pharma

Scheme Name	Date of Inception	Benchmark #	^ Expense Ratio %	As on 30th Jun 2021		% Change over a quarter		% Exposure in Holdings*		
				Corpus in crs	NAV (Rs)	Corpus	NAV	Top Holding	Total of Top 5	Total of Top 10
Aditya Birla Sun Life Pharma & Healthcare Fund	Jul 19	S&P BSE HC	2.71	571	18.75	25.55%	16.32%	Sun Pharma Inds(10.95)	47.90	69.65
DSP Healthcare Fund	Nov 18	S&P BSE HC	2.32	1,383	21.69	24.61%	13.20%	Sun Pharma Inds(9.42)	36.87	60.95
ICICI Pru Pharma Healthcare & Diagnostics (RH.D) Fund	Jul 18	S&P BSE HC	2.19	2,774	20.44	25.33%	17.81%	Sun Pharma Inds(9.84)	43.57	62.98
IDBI Healthcare Fund	Feb 19	S&P BSE HC	2.57	80	19.05	23.55%	17.59%	Sun Pharma Inds(10.92)	46.72	67.28
Mirae Asset Healthcare Fund	Jul 18	S&P BSE HC	2.16	1,717	22.41	35.32%	19.42%	Sun Pharma Inds(11.16)	44.36	68.30
Nippon India Pharma Fund	Jun 04	S&P BSE HC	2.00	5,447	305.37	27.83%	22.06%	Dr. Reddy's Lab(9.56)	51.25	81.88
SBI Healthcare Opportunities Fund	Dec 04	S&P BSE HC	2.30	2,004	230.78	28.12%	18.20%	Dr. Reddy's Lab(9.74)	49.05	73.70
Tata India Pharma & Healthcare Fund	Dec 15	NIFTY PHARMA	2.64	564	17.21	29.54%	16.84%	Sun Pharma Inds(9.47)	47.71	72.99
UTI Healthcare Fund	Aug 05	S&P BSE HC	2.69	872	165.02	41.14%	18.40%	Dr. Reddy's Lab(8.72)	42.15	64.39
<b>Average</b>			<b>2.40</b>			<b>29.00%</b>			<b>45.51</b>	<b>69.12</b>

Sectoral Fund - FMCG/Consumption

Scheme Name	Date of Inception	Benchmark #	^ Expense Ratio %	As on 30th Jun 2021		% Change over a quarter		% Exposure in Holdings*		
				Corpus in crs	NAV (Rs)	Corpus	NAV	Top Holding	Total of Top 5	Total of Top 10
BNP Paribas India Consumption Fund	Sep 18	NIFTY 200	2.40	765	17.55	9.38%	7.74%	ICICI Bank Ltd.(6.05)	27.20	43.14
ICICI Prudential Bharat Consumption Fund	Apr 19	NIFTY INDIA CONSUMPTION	2.51	274	12.78	0.14%	6.77%	TVS Motor(13.19)	45.59	69.50
ICICI Prudential FMCG Fund	Mar 99	NIFTY FMCG	2.47	845	294.75	39.46%	5.67%	ITC Ltd.(22.42)	54.36	73.97
Mahindra Manulife Rural Bharat & Consumption Yojana	Nov 18	NIFTY 200	2.44	54	13.02	9.75%	12.31%	State Bank Of India(7.8)	30.98	47.26
Mirae Asset Great Consumer Fund	Mar 11	NIFTY INDIA CONSUMPTION	2.16	1,329	49.00	13.25%	9.74%	ITC Ltd.(6.4)	30.69	49.71
Nippon India Consumption Fund	Oct 04	NIFTY INDIA CONSUMPTION	2.79	149	99.42	18.39%	11.19%	Hindustan Unilever Ltd.(8.12)	29.49	47.90
SBI Consumption Opportunities Fund	Aug 99	NIFTY INDIA CONSUMPTION	2.54	748	154.73	11.42%	11.99%	ITC Ltd.(7.86)	29.76	51.67
Tata India Consumer Fund	Dec 15	NIFTY INDIA CONSUMPTION	2.27	1,228	23.42	3.39%	8.00%	ITC Ltd.(7.96)	36.52	58.71
UTI India Consumer Fund	Aug 07	NIFTY INDIA CONSUMPTION	2.61	321	34.74	9.53%	9.24%	Bharti Airtel Ltd.(7.36)	32.61	50.01
<b>Average</b>			<b>2.47</b>			<b>12.75%</b>			<b>35.24</b>	<b>54.65</b>

## Thematic – Infrastructure Fund

Scheme Name	Date of Inception	Benchmark #	Expense Ratio %	As on 30th Jun 2021		% Change over a quarter		% Exposure in Holdings*		
				Corpus in crs	NAV (Rs)	Corpus	NAV	Top Holding	Total of Top 5	Total of Top 10
Aditya Birla Sun Life Infrastructure Fund	Mar 06	NIFTY INFRA	2.60	512	44.64	7.89%	12.78%	NCC Ltd.(9.21)	37.29	56.49
Canara Robeco Infrastructure Fund	Dec 05	S&P BSE INDIA INFRASTRUCTURE	2.59	142	64.00	10.97%	11.42%	Larsen & Toubro Ltd.(9.26)	32.29	52.78
DSP India T.I.G.E.R. Fund	Jun 04	S&P BSE 100	2.41	1,110	127.39	13.08%	14.94%	Ultratech Cement Ltd.(4.72)	21.20	34.83
Franklin Build India Fund	Sep 09	S&P BSE INDIA INFRASTRUCTURE	2.35	1,032	56.58	8.26%	13.50%	State Bank Of India(10.15)	40.66	60.53
HDFC Infrastructure Fund	Mar 08	NIFTY 500	2.63	573	18.18	6.79%	15.09%	State Bank Of India(8.47)	35.52	55.47
HSBC Infrastructure Equity Fund	Feb 06	S&P BSE INDIA INFRASTRUCTURE	2.56	105	22.52	7.29%	10.38%	Larsen & Toubro Ltd.(9.31)	33.90	53.72
ICICI Prudential Infrastructure Fund	Sep 05	NIFTY INFRA	2.31	1,542	69.35	12.27%	13.56%	Bharti Airtel Ltd.(9.61)	32.59	48.35
IDFC Infrastructure Fund	Mar 11	NIFTY INFRA	2.52	623	21.70	6.31%	17.30%	Larsen & Toubro Ltd.(9.27)	37.52	60.27
Invesco India Infrastructure Fund	Nov 07	S&P BSE INDIA INFRASTRUCTURE	2.72	179	26.98	63.46%	15.89%	Larsen & Toubro Ltd.(9.13)	28.73	44.86
Kotak Infrastructure and Economic Reform Fund	Feb 08	INDIA INFRASTRUCTURE INDEX	2.51	387	27.87	13.23%	10.98%	Solar Industries India Ltd.(5.35)	24.93	45.44
L&T Infrastructure Fund	Oct 07	NIFTY INFRA	2.25	1,238	20.44	0.68%	12.49%	Larsen & Toubro Ltd.(9.79)	34.92	51.86
LIC MF Infrastructure Fund	Mar 08	NIFTY INFRA	2.55	69	18.88	10.20%	9.25%	Ultratech Cement Ltd.(7.71)	32.15	58.57
SBI Infrastructure Fund	Jul 07	NIFTY INFRA	2.52	642	21.87	13.47%	13.47%	Larsen & Toubro Ltd.(11.16)	37.23	53.16
Sundaram Infrastructure Advantage Fund	Sep 05	S&P BSE 100	2.59	587	44.33	6.51%	10.52%	Larsen & Toubro Ltd.(8.22)	32.30	51.90
Tata Infrastructure Fund	Dec 04	S&P BSE INDIA INFRASTRUCTURE	2.54	657	78.87	9.42%	8.84%	Larsen & Toubro Ltd.(8.85)	31.27	47.78
Taurus Infrastructure Fund	Apr 07	NIFTY INFRA	2.47	5	35.72	16.84%	12.29%	Ultratech Cement Ltd.(7.28)	30.27	47.91
UTI Infrastructure Fund	Mar 04	NIFTY INFRA	2.33	1,431	70.38	4.72%	6.95%	Larsen & Toubro Ltd.(8.13)	35.92	58.02
<b>Average</b>			<b>2.50</b>				<b>12.44%</b>		<b>32.87</b>	<b>51.88</b>

## Thematic – Other Fund

Scheme Name	Date of Inception	Benchmark #	Expense Ratio %	As on 30th Jun 2021		% Change over a quarter		% Exposure in Holdings*		
				Corpus in crs	NAV (Rs)	Corpus	NAV	Top Holding	Total of Top 5	Total of Top 10
Aditya Birla Sun Life ESG Fund	Dec 20	NIFTY 100 ESG	2.25	973	11.44	2.59%	8.33%	Infosys Ltd.(11.1)	36.87	52.61
Aditya Birla Sun Life India GenNext Fund	Aug 05	S&P BSE 500	2.25	2,151	120.73	11.03%	9.23%	ICICI Bank Ltd.(6.92)	24.08	35.24
Aditya Birla Sun Life Manufacturing Equity Fund	Jan 15	S&P BSE 500	2.58	664	19.30	11.44%	14.13%	Dr. Reddy's Lab(8.07)	24.74	42.10
Aditya Birla Sun Life MNC Fund	Dec 99	NIFTY MNC	2.03	4,112	954.35	0.47%	3.92%	Honeywell Automation(8.59)	38.71	64.04
Aditya Birla Sun Life PSU Equity Fund	Dec 19	S&P BSE PSU	2.42	774	12.94	29.69%	15.74%	State Bank Of India(9.48)	42.28	64.25
Aditya Birla SL Special Opp Fund	Oct 20	S&P BSE 500	2.50	625	13.85	11.75%	12.60%	Infosys Ltd.(9.26)	32.00	50.57
Axis ESG Equity Fund	Feb 20	NIFTY 100 ESG	2.15	1,917	14.72	0.73%	8.39%	Avenue Supermarkets Ltd.(9.92)	38.44	62.20
Axis Special Situations Fund	Dec 20	NIFTY 500	2.00	2,354	11.46	2.92%	10.94%	HDFC Bank Ltd.(6.74)	23.22	37.10
Canara Robeco Consumer Trends Fund	Sep 09	S&P BSE 100	2.56	630	59.08	14.03%	6.97%	ICICI Bank Ltd.(7.08)	30.89	47.93
DSP Natural Resources and New Energy Fund	Apr 08	COMPOSITE BENCHMARK	2.32	701	51.17	36.43%	20.77%	Tata Steel Ltd.(10.09)	33.42	54.19
DSP Quant Fund	Jun 19	S&P BSE 200	1.28	900	15.07	20.42%	7.34%	Bajaj Finserv Ltd.(4.84)	30.46	44.63
Edelweiss Recently Listed IPO Fund	Feb 18	India Recent 100 IPO	2.42	432	16.82	-15.92%	11.79%	Dixon Technologies(6.76)	25.76	44.91
Franklin India Opportunities Fund	Feb 00	NIFTY 500	2.52	650	108.32	5.57%	9.02%	Infosys Ltd.(9.86)	35.34	55.76
HDFC Housing Opportunities Fund	Dec 17	India Housing & Allied Businesses Index	2.20	1,691	11.71	-11.83%	10.73%	Larsen & Toubro Ltd.(9.06)	42.97	69.34
ICICI Prudential Business Cycle Fund	Jan 21	NIFTY 500	1.90	4,987	11.46	8.26%	8.63%	Larsen & Toubro Ltd.(10)	34.79	52.42
ICICI Prudential Commodities Fund	Oct 19	NIFTY COMMODITIES	2.59	533	22.48	149.04%	31.23%	Tata Steel Ltd.(7.54)	33.76	60.77
ICICI Prudential ESG Fund	Oct 20	NIFTY 100 ESG INDEX	2.13	1,841	12.96	10.51%	10.86%	Infosys Ltd.(8.61)	35.58	58.76
ICICI Prudential Exports and Services Fund	Nov 05	NIFTY SERVICE SECTOR	2.53	824	79.92	13.04%	10.78%	Infosys Ltd.(10.07)	52.35	78.05
ICICI Prudential India Opportunities Fund	Jan 19	NIFTY 500	2.03	3,964	15.00	29.04%	14.85%	NTPC Ltd.(10.06)	39.55	60.81
ICICI Prudential Manufacture in India Fund	Oct 18	S&P BSE INDIA MANUFACTURING	2.55	615	15.39	4.62%	10.72%	Bharat Petroleum Corp(10.81)	35.12	53.44
ICICI Prudential MNC Fund	Jun 19	NIFTY MNC	2.61	648	16.73	13.55%	11.16%	Maruti Suzuki India Ltd.(8.38)	26.05	44.24
ICICI Prudential Quant Fund	Dec 20	S&P BSE 200	1.24	66	12.93	24.09%	13.32%	Larsen & Toubro Ltd.(7.17)	24.13	43.07
Invesco India ESG Equity Fund	Mar 21	NIFTY100 Enhanced ESG	2.35	670	11.24	16.46%	12.51%	Infosys Ltd.(9.43)	31.43	48.87
Invesco India PSU Equity Fund	Nov 09	S&P BSE PSU	2.53	295	24.85	29.69%	15.47%	State Bank Of India(8.97)	33.84	57.72
Kotak ESG Opportunities Fund	Dec 20	NIFTY 100 ESG INDEX	2.03	1,701	11.41	8.15%	9.06%	Infosys Ltd.(6.04)	24.86	39.92
Kotak Pioneer Fund	Oct 19	COMPOSITE BENCHMARK	2.14	1,204	16.89	31.72%	11.40%	Signature Global Tech(19.59)	26.84	40.96
L&T Business Cycles Fund	Aug 14	S&P BSE 200	2.57	546	20.51	3.84%	7.81%	ICICI Bank Ltd.(7.79)	31.50	47.95
Nippon India Power & Infra Fund	May 04	NIFTY INFRASTRUCTURE	2.29	1,490	135.38	10.16%	12.05%	Larsen & Toubro Ltd.(9.82)	38.11	58.82
Nippon India Quant Fund	Apr 08	S&P BSE 200	0.85	29	36.26	8.49%	10.19%	HDFC Bank Ltd.(5.92)	28.95	48.83
Quantum India ESG Equity Fund	Jul 19	NIFTY 100 ESG	0.93	45	15.82	17.98%	8.95%	TCS Ltd.(4.54)	21.40	37.80
SBI Equity Minimum Variance Fund	Mar 19	NIFTY 50	0.72	98	14.58	19.86%	9.69%	Dr. Reddy's Lab(8.19)	36.93	53.87
SBI Magnum COMMA Fund	May 05	NIFTY COMMODITIES	2.65	413	64.64	29.18%	18.56%	Tata Steel Ltd.(7.56)	32.79	54.17
SBI Magnum Equity ESG Fund	Nov 06	NIFTY 100 ESG	2.05	3,922	147.29	11.49%	8.78%	Infosys Ltd.(7.36)	29.65	45.64
SBI Magnum Global Fund	Jun 05	NIFTY MNC	2.04	5,011	257.90	11.51%	12.37%	Colgate-Palmolive(6.96)	27.02	46.09
SBI PSU Fund	Jul 10	S&P BSE PSU	2.53	384	12.25	37.83%	15.90%	NTPC Ltd.(6.87)	38.62	62.88
Sundaram Rural & Consumption Fund	May 06	NIFTY 500	2.28	1,316	53.56	-1.49%	8.34%	Hindustan Unilever Ltd.(6.38)	28.95	51.48
Sundaram Services Fund	Sep 18	S&P BSE 200	2.24	1,535	17.66	16.26%	14.05%	ICICI Bank Ltd.(8.3)	36.79	52.89
Tata Ethical Fund	May 96	NIFTY 500 SHARIAH	2.39	937	251.43	16.85%	12.39%	Infosys Ltd.(11.25)	34.77	48.47
Tata Quant Fund	Jan 20	S&P BSE 200	2.45	69	10.54	-15.52%	8.07%	Alembic Pharmaceuticals(3.97)	20.76	38.57
Tata Resources & Energy Fund	Dec 15	NIFTY COMMODITIES	2.66	103	26.11	41.48%	14.91%	Tata Steel Ltd.(9.04)	31.49	52.15
Taurus Ethical Fund	Apr 09	S&P BSE 500 SHARIAH	2.43	64	79.34	17.79%	12.03%	Infosys Ltd.(6.09)	21.77	33.54
UTI MNC Fund	Oct 98	NIFTY MNC	2.30	2,469	251.20	5.30%	6.75%	Hindustan Unilever Ltd.(7.32)	32.32	56.34
UTI Transportation and Logistics Fund	Apr 04	COMPOSITE BENCHMARK	2.41	1,458	123.38	2.87%	7.06%	Maruti Suzuki India Ltd.(17.09)	51.35	76.10
<b>Average</b>			<b>2.18</b>				<b>16.08%</b>		<b>32.57</b>	<b>51.85</b>

Thematic - International Fund

Scheme Name	Date of Inception	Benchmark #	^ Expense Ratio %	As on 30th Jun 2021		% Change over a quarter		% Exposure in Holdings*		
				Corpus in crs	NAV (Rs)	Corpus	NAV	Top Holding	Equity	Debt/Cash
Aditya Birla Sun Life Commodity Equities Fund - Global Agri Plan	Nov 08	S&P Global Agribusiness	1.75	14	31.35	45.75%	4.82%	Bunge Ltd(7.23)	91.43	8.57
Aditya Birla Sun Life International Equity Fund - A	Oct 07	S&P Global 1200	2.59	122	30.36	10.55%	7.60%	Alphabet Inc A(3.62)	97.75	2.25
Franklin Asian Equity Fund	Jan 08	MSCI Asia (ex-Japan)	2.59	298	32.12	14.07%	2.22%	Taiwan Semiconductor(9.05)	94.75	5.25
ICICI Prudential US Bluechip Equity Fund	Jul 12	S&P 500	2.32	1,662	45.13	29.65%	8.75%	ServiceNow Inc(3.05)	97.85	2.15
Nippon India Japan Equity Fund	Aug 14	Tokyo Stock Price Index	2.46	189	16.88	38.06%	1.51%	Nihon M&A Center Inc(3.14)	89.32	10.68
Nippon India US Equity Opportunities Fund	Jul 15	S&P 500	2.66	468	24.97	38.80%	8.06%	Alphabet Inc A(7.62)	95.60	4.40
<b>Average</b>			<b>2.40</b>				<b>29.48%</b>		<b>94.45</b>	<b>5.55</b>

FoF - International Fund

Scheme Name	Date of Inception	^ Expense Ratio %	As on 30th Jun 2021		% Change over a quarter		% Exposure in Holdings*		
			Corpus in crs	NAV (Rs)	Corpus	NAV	Top Holding	Equity	Debt/Cash
Aditya Birla Sun Life Global Emerging Opportunities Fund	Sep 08	1.18	241	20.56	18.83%	13.40%	Julius Baer Equity Next Gen - USD Class C	99.41	0.59
Aditya Birla SL Global Excellence Equity FoF	Dec 07	1.32	60	23.01	113.64%	14.21%	JB GL EXCLLNCE EQ EUR	98.19	1.81
Axis Global Equity Alpha Fund of Fund	Sep 20	1.65	1,521	12.74	9.96%	10.11%	Schroder ISF Global Equity Alpha Class X1 Acc	99.61	0.39
Axis Greater China Equity FoF	Feb 21	1.58	104	9.66	141.39%	6.50%	Schroder ISF Greater China Class X Acc	87.91	12.09
DSP Global Allocation Fund	Aug 14	2.27	78	17.50	38.76%	5.42%	BlackRock Global Funds - Global Allocation Fund	97.50	2.50
DSP US Flexible Equity Fund	Jul 12	2.46	473	40.17	27.05%	7.11%	BlackRock Global Funds - US Flexible Equity Fund	97.21	2.79
DSP World Agriculture Fund	Oct 11	2.45	71	24.24	18.76%	5.59%	BlackRock Global Funds - World Agriculture Fund	96.65	3.35
DSP World Energy Fund	Aug 09	2.12	148	16.55	18.90%	7.69%	BlackRock Global Funds - World Energy Fund	95.02	4.98
DSP World Gold Fund	Sep 07	2.43	856	17.79	10.03%	3.94%	BlackRock Global Funds - World Gold Fund	97.03	2.97
DSP World Mining Fund	Dec 09	2.16	153	14.58	35.60%	9.09%	BlackRock Global Funds - World Mining Fund	95.06	4.94
Edelweiss ASEAN Equity Off-shore	Jul 11	2.37	56	22.73	-3.50%	0.66%	JF ASEAN Equity Fund	99.58	0.42
Edelweiss Emerging Markets Opportunities Equity Offshore Fund	Jul 14	2.39	117	18.22	38.79%	3.37%	JP Morgan Emerging Mkts Opp Eq Opp Fund	98.92	1.08
Edelweiss Europe Dynamic Equity Offshore Fund	Jan 14	2.35	64	15.50	52.52%	8.48%	JP Morgan-Europe Dynamic Fund	98.01	1.99
Edelweiss Greater China Equity Off-shore Fund	Aug 09	2.41	1,838	56.91	44.52%	8.62%	JP Morgan-JF Greater China Fund	99.47	0.53
Edelweiss US Technology Equity FOF	Mar 20	2.35	1,701	19.44	47.00%	11.62%	JP Morgan Asset Mgmt(Europe)S.A.R.L. - US	99.58	0.42
Edelweiss US Value Equity Off-shore Fund	Aug 13	2.38	70	22.67	19.08%	6.35%	JF US Value Fund	99.04	0.96
Franklin India Feeder - Franklin European Growth Fund	May 14	1.62	3,610	57.20	24.93%	16.78%	Franklin European Growth Fund Class I	99.88	0.12
Franklin India Feeder - Franklin U.S. Opportunities Fund	Feb 12	1.42	23	9.78	8.97%	6.75%	Franklin U.S. Opportunities Fund Class I	98.77	1.23
HSBC Asia Pacific Dividend Yield Fund	Feb 14	2.03	11	19.44	53.78%	0.63%	HSBC GIF Asia Pacific Ex Japan	96.11	3.89
HSBC Brazil Fund	May 11	2.35	24	8.18	30.03%	20.68%	HSBC GIF Brazil Equity	96.17	3.83
HSBC Global Emerging Markets Fund	Mar 08	2.38	18	20.90	-0.05%	4.71%	HSBC GIF Global Emerg Mkts Eq	100.00	0.00
HSBC Global Equity Climate Change FoF	Mar 21	2.05	649	10.27	4.42%	2.16%	HSBC Global Investment Funds - Global Equity	96.69	3.31
ICICI Prudential Global Stable Equity Fund	Sep 13	1.37	104	20.37	10.13%	5.98%	Nordea 1 - Global Stable Equity Fund	97.80	2.20
Invesco India Feeder - Invesco Global Equity Income Fund	May 14	1.19	9	17.35	14.72%	7.37%	Invesco Global Equity Income Fund Lux	97.54	2.46
Invesco India Feeder - Invesco Pan European Equity Fund	Jan 14	0.65	28	13.15	7.92%	5.67%	Invesco Pan European Equity Fund Lux	98.79	1.21
Invesco India Global Consumer Trends Fund of Fund	Dec 20	1.59	712	11.22	33.17%	5.73%	Invesco Global Consumer Trends Fund Acc	97.42	2.58
Kotak Global Emerging Market Fund	Sep 07	1.71	143	24.19	11.91%	5.63%	Signature Emerging Markets Fund	97.91	2.09
Motilal Oswal Nasdaq 100 FOF	Nov 18	0.50	3,027	22.74	39.97%	14.25%	Motilal Oswal Nasdaq 100 ETF	98.11	1.89
PGIM India Emerging Markets Equity Fund	Sep 07	2.44	254	20.65	27.78%	18.14%	PGIM Emer Mrkt Equity-USD	97.75	2.25
PGIM India Global Equity Opportunities Fund	May 10	2.43	1,269	37.01	46.65%	15.87%	PGIM Jennsn GLEQ OP-USD AC I	97.69	2.31
Principal Global Opportunities Fund	Apr 04	1.40	35	45.99	30.50%	7.38%	PGIF Origin Global Smaller Companies Fund USD	98.31	1.69
Sundaram Global Brand Fund	Aug 07	2.05	76	25.16	30.88%	9.30%	Sundaram Global Brand Fund -Master Class	95.65	4.35
<b>Average</b>		<b>1.91</b>			<b>31.47%</b>			<b>97.59</b>	<b>2.41</b>

Index Fund

Scheme Name	Date of Inception	^ Expense Ratio %	As on 30th Jun 2021		% Change over a quarter		% Exposure in Holdings*	
			Corpus in crs	NAV (Rs)	Corpus	NAV	Top Holding	Total of Top 5
Aditya Birla Sun Life Index Fund	Sep 02	0.59	252	155.17	5.25%	7.27%	Reliance Inds Ltd.(9.98)	42.49
Axis Nifty 100 Index Fund	Oct 19	1.00	477	13.48	19.46%	7.84%	Reliance Inds Ltd.(8.56)	36.82
DSP Equal Nifty 50 Fund	Oct 17	0.81	177	13.97	22.07%	10.52%	Divi's Laboratories Ltd.(2.1)	13.63
DSP Nifty 50 Index Fund	Feb 19	0.40	115	14.71	16.66%	7.35%	Reliance Inds Ltd.(10.26)	42.57
DSP Nifty Next 50 Index Fund	Feb 19	0.59	119	14.74	24.61%	12.58%	Adani Enterprises Ltd.(3.82)	20.32
Franklin India Index Fund - Nifty Plan	Nov 00	0.67	418	124.26	6.54%	7.19%	Reliance Inds Ltd.(10.07)	42.82
HDFC Index Fund-NIFTY 50 Plan	Jul 02	0.40	3,343	144.54	21.59%	7.39%	Reliance Inds Ltd.(10.02)	42.81
ICICI Prudential Nifty Index Fund	Mar 02	0.40	1,804	153.35	25.00%	7.35%	Reliance Inds Ltd.(10.02)	42.48
ICICI Prudential Nifty Next 50 Index Fund	Jun 10	0.80	1,304	33.81	25.91%	12.45%	Adani Enterprises Ltd.(3.81)	20.24
IDBI Nifty Index Fund	Jun 10	0.89	192	28.80	-27.24%	6.51%	Reliance Inds Ltd.(10.17)	42.58

Index Fund

Scheme Name	Date of Inception	^ Expense Ratio %	As on 30th Jun 2021		% Change over a quarter		% Exposure in Holdings*		
			Corpus in crs	NAV (Rs)	Corpus	NAV	Top Holding	Total of Top 5	
Index Fund based on Nifty	IDBI Nifty Junior Index Fund	Sep 10	0.90	53	28.66	11.27%	12.45%	Adani Enterprises Ltd.(3.78)	20.19
	IDFC Nifty Fund	Apr 11	0.76	326	33.05	12.71%	7.22%	Reliance Inds Ltd.(10)	42.20
	L&T Nifty 50 Index Fund	Apr 20	0.70	71	17.63	13.98%	7.31%	Reliance Inds Ltd.(10)	42.63
	L&T Nifty Next 50 Index Fund	Apr 20	0.80	31	16.61	21.71%	12.54%	Adani Enterprises Ltd.(3.81)	20.31
	LIC MF Index Fund - Nifty Plan	Dec 02	1.03	47	86.53	9.57%	7.16%	Reliance Inds Ltd.(10.06)	42.76
	Motilal Oswal Nifty 50 Index Fund	Dec 19	0.50	80	12.96	22.77%	7.29%	Reliance Inds Ltd.(9.97)	41.87
	Motilal Oswal Nifty 500 Fund	Sep 19	1.03	177	15.02	34.67%	9.41%	Reliance Inds Ltd.(6.67)	29.11
	Motilal Oswal Nifty Bank Index Fund	Sep 19	1.03	126	12.45	21.75%	4.18%	HDFC Bank Ltd.(28.63)	85.07
	Motilal Oswal Nifty Midcap 150 Index Fund	Sep 19	1.00	282	17.82	84.78%	12.93%	Adani Total Gas Ltd.(1.81)	10.18
	Motilal Oswal Nifty Next 50 Index Fund	Dec 19	0.95	79	13.34	31.17%	12.22%	Adani Enterprises Ltd.(3.81)	20.17
	Motilal Oswal Nifty Smallcap 250 Index Fund	Sep 19	1.02	186	18.54	52.67%	21.10%	APL Apollo Tubes Ltd.(1.52)	9.86
	Nippon India Index Fund - Nifty Plan	Oct 10	1.18	354	26.20	10.96%	7.18%	Reliance Inds Ltd.(9.98)	42.47
	Nippon India Nifty 50 Value 20 Index Fund	Feb 21	0.80	32	11.09	16.99%	8.48%	Infosys Ltd.(15.09)	57.33
	Nippon India Nifty Midcap 150 Index Fund	Feb 21	0.80	124	11.60	217.60%	12.90%	Adani Total Gas Ltd.(1.83)	9.37
	Nippon India Nifty Smallcap 250 Index Fund	Oct 20	1.04	197	16.69	22.52%	21.07%	APL Apollo Tubes Ltd.(1.52)	9.70
	Principal Nifty 100 equal Weight Fund	Jul 99	0.96	26	100.00	12.31%	11.33%	Tata Steel Ltd.(1.4)	7.20
	SBI Nifty Index Fund	Feb 02	0.49	1,275	135.24	23.50%	7.31%	Reliance Inds Ltd.(9.88)	41.69
	Sundaram Smart Nifty 100 Equal Weight Fund	Jan 17	0.94	34	16.49	24.50%	11.29%	Tata Steel Ltd.(1.38)	7.13
	Tata Index Fund - Nifty Plan	Feb 03	0.55	153	95.41	22.46%	7.29%	Reliance Inds Ltd.(10.11)	42.56
	Taurus Nifty Index Fund	Jun 10	1.09	2	30.00	16.33%	7.39%	Reliance Inds Ltd.(8.48)	39.71
UTI Nifty Index Fund	Mar 00	0.30	4,211	104.33	17.22%	7.43%	Reliance Inds Ltd.(9.99)	43.47	
UTI Nifty Next 50 Index Fund	Jun 18	0.78	1,097	13.69	19.07%	12.51%	Adani Enterprises Ltd.(3.82)	20.44	
Index Fund based on Sensex	HDFC Index Sensex Plan	Jul 02	0.40	2,262	470.26	9.67%	6.35%	Reliance Inds Ltd.(11.81)	49.71
	ICICI Pru Sensex Index Fund	Sep 17	0.30	280	16.56	12.74%	6.32%	Reliance Inds Ltd.(11.80)	48.21
	LIC MF Index Fund - Sensex Plan	Dec 02	1.08	36	97.53	5.34%	6.12%	Reliance Inds Ltd.(11.76)	48.94
	Nippon India Index Fund - Sensex Plan	Oct 10	0.45	156	26.03	18.02%	6.24%	Reliance Inds Ltd.(11.79)	48.48
	Tata Index Fund - Sensex Plan	Feb 03	1.15	82	128.95	31.98%	6.01%	Reliance Inds Ltd.(11.82)	49.19
<b>Average</b>		<b>0.77</b>				<b>25.35%</b>		<b>34.51</b>	

Aggressive Hybrid Fund

Scheme Name	Date of Inception	^ Expense Ratio %	As on 30th Jun 2021		% Change over a quarter		% Exposure in Holdings*			
			Corpus in crs	NAV (Rs)	Corpus	NAV	Equity	Debt	Top Holding	Total of Top 5
Aditya Birla Sun Life Equity Hybrid 95 Fund	Mar 95	1.87	7,876	985.06	2.51%	8.05%	79%	21%	Infosys Ltd.(7.01)	24.70
Axis Equity Hybrid Fund	Aug 18	2.17	1,671	14.04	5.14%	7.83%	77%	23%	Infosys Ltd.(5.92)	26.29
Baroda Hybrid Equity Fund	Sep 03	2.44	404	73.57	0.34%	7.07%	71%	29%	Infosys Ltd.(9.39)	34.87
BNP Paribas Equity Hybrid Fund	Apr 17	2.38	626	17.34	16.49%	10.32%	77%	23%	ICICI Bank Ltd.(6.28)	28.70
BOI AXA Mid & Small Cap Equity & Debt Fund	Jul 16	2.68	333	20.54	9.84%	19.00%	87%	13%	APL Apollo Tubes Ltd.(5.38)	18.10
Canara Robeco Equity Hybrid Fund	Feb 93	1.95	5,636	226.62	17.13%	7.54%	73%	27%	Infosys Ltd.(5.79)	31.31
DSP Equity & Bond Fund	May 99	1.87	6,966	219.53	8.92%	8.41%	75%	25%	ICICI Bank Ltd.(5.91)	27.50
Edelweiss Aggressive Hybrid Fund	Aug 09	2.32	57	34.79	45.25%	8.52%	72%	28%	HDFC Bank Ltd.(5.64)	24.77
Franklin India Equity Hybrid Fund	Dec 99	2.22	1,417	165.34	4.10%	8.70%	73%	27%	Infosys Ltd.(7.78)	34.67
HDFC Hybrid Equity Fund	Apr 05	1.79	18,220	73.20	5.26%	8.67%	73%	27%	ICICI Bank Ltd.(7.62)	31.42
HSBC Equity Hybrid Fund	Oct 18	2.46	521	14.66	6.88%	7.02%	74%	26%	Infosys Ltd.(6.07)	37.03
ICICI Prudential Equity & Debt Fund	Oct 99	1.81	17,130	186.32	4.48%	9.79%	71%	29%	ICICI Bank Ltd.(8.1)	35.15
IDBI Hybrid Equity Fund	Oct 16	2.53	202	14.63	0.51%	6.53%	69%	31%	HDFC Bank Ltd.(5.18)	30.64
IDFC Hybrid Equity Fund	Dec 16	2.46	545	15.67	8.27%	10.90%	79%	21%	ICICI Bank Ltd.(6.46)	32.29
Indiabulls Equity Hybrid Fund	Dec 18	2.36	34	13.47	2.72%	3.29%	69%	31%	IDBI Bank Ltd.(7.92)	35.41
Invesco India Equity & Bond Fund	Jun 18	2.45	378	13.48	6.16%	6.93%	72%	28%	Infosys Ltd.(4.95)	33.08
JM Equity Hybrid Fund	Apr 95	2.51	8	63.16	11.49%	8.18%	79%	21%	Bajaj Finance(5.76)	30.43
Kotak Equity Hybrid Fund	Nov 99	2.24	1,760	36.50	27.57%	7.60%	76%	24%	HDFC Bank Ltd.(5.19)	26.57
L&T Hybrid Equity Fund	Feb 11	1.90	5,387	34.29	0.01%	6.57%	73%	27%	ICICI Bank Ltd.(8.72)	40.62
Mahindra Manulife Hybrid Equity Nivesh Yojana	Jul 19	2.62	233	15.28	24.67%	9.19%	78%	22%	Infosys Ltd.(6.64)	32.60
Mirae Asset Hybrid - Equity Fund	Jul 15	1.85	5,345	20.34	10.69%	8.17%	72%	28%	HDFC Bank Ltd.(5.93)	30.27
Motilal Oswal Equity Hybrid Fund	Sep 18	2.44	420	14.37	10.01%	4.52%	79%	21%	Bajaj Auto Ltd.(6.54)	33.97
Navi Equity Hybrid Fund	Apr 18	2.30	116	12.98	-0.94%	7.15%	78%	22%	ICICI Bank Ltd.(6.03)	36.67



Aggressive Hybrid Fund

Scheme Name	Date of Inception	^ Expense Ratio %	As on 30th Jun 2021		% Change over a quarter		% Exposure in Holdings*			
			Corpus in crs	NAV (Rs)	Corpus	NAV	Equity	Debt	Top Holding	Total of Top 5
Nippon India Equity Hybrid Fund	Jun 05	2.04	3,964	62.04	-1.52%	9.90%	73%	27%	Infosys Ltd.(7.98)	30.17
PGIM India Hybrid Equity Fund	Jan 04	2.44	119	91.45	17.39%	11.06%	65%	35%	HDFC Bank Ltd.(4.78)	29.68
Principal Hybrid Equity Fund	Jan 00	2.23	1,080	100.85	2.03%	7.39%	75%	25%	Infosys Ltd.(5.86)	32.25
SBI Equity Hybrid Fund	Jan 05	1.63	41,265	185.08	9.38%	7.20%	67%	33%	HDFC Bank Ltd.(4.72)	22.21
Sundaram Equity Hybrid Fund	Jun 00	2.14	1,791	122.26	7.43%	9.26%	75%	25%	Infosys Ltd.(6.22)	28.90
Tata Hybrid Equity Fund	Oct 95	1.96	3,333	277.08	1.06%	6.73%	77%	23%	ICICI Bank Ltd.(8.8)	34.11
Union Hybrid Equity Fund	Dec 20	2.55	460	11.55	4.25%	8.86%	75%	25%	HDFC Bank Ltd.(6.58)	30.54
UTI Hybrid Equity Fund	Feb 95	2.02	4,046	226.78	6.25%	10.09%	72%	28%	Infosys Ltd.(6.09)	28.95
<b>Average</b>		<b>2.21</b>			<b>8.83%</b>		<b>74%</b>	<b>26%</b>		<b>30.77</b>

Dynamic Asset Allocation / Balanced Advantage Fund

Scheme Name	Date of Inception	^ Expense Ratio %	As on 30th Jun 2021		% Change over a quarter		% Exposure in Holdings*		
			Corpus in crs	NAV (Rs)	Corpus	NAV	Equity	Debt / Cash	Arbitrage
Aditya Birla Sun Life Balanced Advantage Fund	Apr 00	2.03	3,969	69.61	24.78%	6.27%	40.60%	33.74%	25.66%
Axis Dynamic Equity Fund	Jul 17	2.24	1,337	13.30	0.04%	4.48%	46.67%	32.51%	20.82%
Baroda Dynamic Equity Fund	Nov 18	2.16	1,248	14.97	13.57%	3.89%	43.30%	34.10%	22.60%
BNP Paribas Dynamic Equity Fund	Mar 19	2.40	304	12.97	28.48%	3.70%	42.91%	29.01%	28.08%
BOI AXA Equity Debt Rebalancer Fund	Mar 14	2.26	66	15.99	-7.54%	1.58%	32.30%	28.19%	39.51%
DSP Dynamic Asset Allocation Fund	Feb 14	2.05	3,779	19.27	17.89%	4.22%	29.97%	34.53%	35.50%
Edelweiss Balanced Advantage Fund	Aug 09	1.90	4,309	33.38	29.99%	6.00%	59.89%	24.73%	15.38%
HDFC Balanced Advantage Fund	Sep 00	1.64	41,796	257.79	5.06%	9.32%	69.85%	30.15%	0.00%
ICICI Prudential Balanced Advantage Fund	Dec 06	1.71	32,942	46.25	8.79%	4.54%	38.97%	34.43%	26.60%
IDFC Dynamic Equity Fund	Oct 14	2.10	2,108	17.06	20.00%	4.53%	37.44%	32.95%	29.61%
Invesco India Dynamic Equity Fund	Oct 07	2.36	665	35.15	2.76%	6.29%	52.24%	44.75%	3.01%
Kotak Balanced Advantage Fund	Aug 18	1.83	9,380	13.74	22.30%	4.24%	33.75%	34.48%	31.77%
L&T Balanced Advantage Fund	Feb 11	2.11	1,844	29.69	16.56%	3.09%	29.15%	34.10%	36.75%
Motilal Oswal Dynamic Fund	Sep 16	2.23	1,229	14.95	-1.81%	2.23%	39.55%	32.85%	27.60%
Nippon India Balanced Advantage Fund	Nov 04	2.21	3,722	115.50	14.50%	5.58%	36.22%	34.71%	29.07%
Principal Balanced Advantage Fund	Dec 10	2.48	214	24.10	9.86%	4.28%	30.49%	34.66%	34.85%
Sundaram Balanced Advantage Fund	Mar 20	2.32	1,005	13.78	13.01%	4.76%	48.08%	27.67%	24.25%
Tata Balanced Advantage Fund	Jan 19	2.07	2,873	13.69	27.14%	4.60%	43.74%	33.51%	22.75%
Union Balanced Advantage Fund	Dec 17	2.29	1,039	14.34	23.39%	2.94%	30.10%	34.18%	35.72%
<b>Average</b>		<b>2.13</b>			<b>14.14%</b>		<b>41.33%</b>	<b>32.91%</b>	<b>25.76%</b>

Equity Savings Fund

Scheme Name	Date of Inception	^ Expense Ratio %	As on 30th Jun 2021		% Change over a quarter		% Exposure in Holdings*		
			Corpus in crs	NAV (Rs)	Corpus	NAV	Equity	Debt / Cash	Arbitrage
Aditya Birla Sun Life Equity Savings Fund	Nov 14	2.44	503	16.69	2.93%	3.47%	43.79%	27.30%	28.91%
Axis Equity Saver Fund	Aug 15	2.49	785	15.81	8.35%	3.81%	41.88%	34.90%	23.22%
Baroda Equity Savings Fund	Jul 19	2.31	438	11.86	2.44%	1.63%	10.22%	34.71%	55.07%
DSP Equity Savings Fund	Mar 16	2.45	373	15.44	2.00%	4.13%	39.74%	32.56%	27.70%
Edelweiss Equity Savings Fund	Oct 14	2.04	148	17.51	33.38%	4.31%	34.90%	34.43%	30.67%
Franklin India Equity Savings Fund	Aug 18	2.10	121	12.17	0.53%	5.04%	35.95%	32.13%	31.92%
HDFC Equity Savings Fund	Sep 04	2.16	2,372	45.73	1.72%	7.05%	41.24%	32.91%	25.85%
ICICI Prudential Equity Savings Fund	Dec 14	1.06	2,073	16.31	93.42%	2.45%	14.95%	32.33%	52.72%
IDBI Equity Savings Fund	Mar 11	2.13	11	19.99	1.96%	2.67%	43.04%	25.61%	31.35%
IDFC Equity Savings Fund	Jun 08	2.34	59	23.82	9.87%	3.25%	27.38%	33.14%	39.48%
Invesco India Equity Savings Fund	Mar 19	2.35	140	12.08	17.67%	3.73%	36.43%	32.48%	31.09%
Kotak Equity Savings Fund	Oct 14	2.19	1,488	17.34	7.00%	3.37%	30.52%	31.77%	37.71%
L&T Equity Savings Fund	Oct 11	1.55	70	21.74	4.77%	5.52%	43.91%	33.10%	22.99%
Mirae Asset Equity Savings Fund	Dec 18	1.44	266	13.81	28.70%	5.10%	39.88%	37.28%	22.84%
Nippon India Equity Savings Fund	May 15	2.57	287	11.96	-5.18%	4.69%	39.82%	33.01%	27.17%
PGIM India Equity Savings Fund	Jan 04	2.37	46	38.00	16.60%	5.10%	39.04%	30.10%	30.86%
Principal Equity Savings Fund	May 02	2.37	69	46.48	8.72%	5.84%	46.03%	31.70%	22.27%

Equity Savings Fund

Scheme Name	Date of Inception	^ Expense Ratio %	As on 30th Jun 2021		% Change over a quarter		% Exposure in Holdings*		
			Corpus in crs	NAV (Rs)	Corpus	NAV	Equity	Debt / Cash	Arbitrage
SBI Equity Savings Fund	May 15	1.27	1,496	16.46	9.60%	4.49%	44.08%	31.75%	24.17%
Sundaram Equity Savings Fund	Dec 18	2.55	103	12.10	2.74%	2.75%	40.73%	24.39%	34.88%
Tata Equity Savings Fund	Apr 97	2.34	107	39.16	8.26%	2.61%	34.55%	31.08%	34.37%
Union Equity Savings Fund	Aug 18	2.01	178	12.73	5.28%	2.74%	28.31%	33.62%	38.07%
UTI Equity Savings Fund	Aug 18	1.53	256	12.44	41.59%	4.32%	66.28%	33.72%	0.00%
<b>Average</b>		<b>2.09</b>			<b>13.74%</b>		<b>37.39%</b>	<b>32.00%</b>	<b>30.61%</b>

Conservative Hybrid Fund

Scheme Name	Date of Inception	^ Expense Ratio %	As on 30th Jun 2021		% Change over a quarter		% Exposure in Holdings*				
			Corpus in crs	NAV (Rs)	Corpus	NAV	Equity	Debt/Cash	AAA and Equivalent	AA & Lower Rated	Avg Maturity (yrs)
Aditya Birla Sun Life Regular Savings Fund	Apr 05	2.00	1,210	47.63	0.68%	3.12%	24%	76%	58.17	17.35	4.93
Axis Regular Saver Fund	Jul 10	2.24	266	23.14	17.56%	3.27%	24%	76%	62.17	13.70	2.50
Baroda Conservative Hybrid Fund	Sep 04	2.03	37	29.57	6.40%	2.18%	23%	77%	80.78	-3.51	4.45
BNP Paribas Conservative Hybrid Fund	Sep 04	2.41	411	33.73	28.30%	2.32%	23%	77%	72.39	4.61	1.98
BOI AXA Conservative Hybrid Fund	Mar 09	2.32	53	22.08	-9.39%	3.43%	24%	76%	75.07	0.45	1.11
Canara Robeco Conservative Hybrid Fund	Mar 96	1.93	655	72.27	37.17%	3.68%	23%	77%	77.15	-0.35	2.41
DSP Regular Savings Fund	May 05	2.34	194	42.75	4.29%	3.75%	20%	80%	74.88	5.16	2.52
Franklin India Debt Hybrid Fund	Sep 00	2.29	203	65.96	7.54%	2.79%	22%	78%	75.51	2.55	3.42
HDFC Hybrid Debt Fund	Dec 05	1.89	2,525	56.68	3.74%	5.10%	23%	77%	50.34	26.40	4.17
HSBC Regular Savings Fund	Feb 04	2.27	84	44.01	2.97%	2.79%	24%	76%	75.90	0.19	5.36
ICICI Prudential Regular Savings Fund	Nov 00	1.74	3,287	52.36	3.96%	2.50%	15%	85%	41.86	42.88	3.53
IDFC Regular Savings Fund	Feb 10	2.14	178	25.14	-0.73%	1.95%	18%	82%	77.77	4.36	2.96
Indiabulls Savings Income Fund	Dec 15	2.00	11	15.60	-1.99%	1.36%	10%	90%	79.47	10.22	0.44
Kotak Debt Hybrid Fund	Dec 03	2.10	678	40.27	45.59%	4.39%	25%	75%	70.47	4.10	8.44
L&T Conservative Hybrid Fund	Aug 05	2.25	38	41.30	4.54%	2.68%	20%	80%	79.72	0.39	2.72
LIC MF Debt Hybrid Fund	Jun 03	2.27	81	64.59	1.34%	1.97%	22%	78%	76.70	1.41	1.73
Navi Regular Savings Fund	Jul 10	2.10	32	21.42	0.23%	0.93%	18%	82%	21.43	60.23	0.57
Nippon India Hybrid Bond Fund	Jan 04	1.87	770	42.05	-1.36%	2.80%	11%	89%	36.65	52.63	2.46
SBI Debt Hybrid Fund	Apr 01	1.15	1,845	49.86	47.96%	3.91%	24%	76%	49.13	27.13	2.94
Sundaram Debt Oriented Hybrid Fund	Mar 10	2.18	32	21.63	-5.51%	2.91%	20%	80%	70.78	9.16	3.14
UTI Regular Savings Fund	Dec 03	1.79	1,637	47.76	0.37%	3.21%	23%	77%	57.80	18.75	4.43
<b>Average</b>		<b>2.06</b>			<b>9.22%</b>		<b>21%</b>	<b>79%</b>			<b>3.15</b>

Overnight Fund

Scheme Name	Date of Inception	^ Expense Ratio %	As on 30th Jun 2021		% Change over a quarter		% Exposure in Holdings*			
			Corpus in crs	NAV (Rs)	Corpus	NAV	AAA and Equivalent	AA and Equivalent	Below AA Including FD	Avg Maturity (in days)
Aditya Birla Sun Life Overnight Fund	Nov 18	0.20	11,201	1118.17	53.65%	0.77%	100.00	0.00	0.00	1
Axis Overnight Fund	Mar 19	0.12	7,783	1095.08	42.86%	0.78%	100.00	0.00	0.00	1
Baroda Overnight Fund	Apr 19	0.14	365	1088.23	31.12%	0.78%	100.00	0.00	0.00	1
BNP Paribas Overnight Fund	Apr 19	0.18	31	1089.15	-8.90%	0.76%	100.00	0.00	0.00	1
BOI Axa Overnight Fund	Apr 19	0.17	37	1047.92	124.00%	0.79%	100.00	0.00	0.00	1
Canara Robeco Overnight Fund	Jul 19	0.12	141	1073.52	-15.36%	0.78%	100.00	0.00	0.00	1
DSP Overnight Fund	Jan 19	0.17	1,213	1108.48	4.64%	0.76%	100.00	0.00	0.00	1
Edelweiss Overnight Fund	Jul 19	0.16	392	1074.63	-3.23%	0.76%	100.00	0.00	0.00	1
Franklin India Overnight Fund	May 19	0.15	165	1082.54	-28.39%	0.76%	100.00	0.00	0.00	1
HDFC Overnight Fund	Feb 02	0.20	15,095	3063.45	16.28%	0.76%	100.00	0.00	0.00	1
HSBC Overnight Fund	May 19	0.26	468	1081.32	32.09%	0.77%	100.00	0.00	0.00	1
ICICI Prudential Overnight Fund	Nov 18	0.20	10,346	111.57	12.62%	0.77%	100.00	0.00	0.00	1
IDFC Overnight Fund	Jan 19	0.18	1,506	1103.23	6.05%	0.76%	100.00	0.00	0.00	1
Indiabulls Overnight Fund	Jul 19	0.20	150	1073.33	106.51%	0.74%	100.00	0.00	0.00	1
Invesco India Overnight Fund	Jan 20	0.15	687	1047.67	-15.11%	0.77%	100.00	0.00	0.00	1
ITI Overnight Fund	Oct 19	0.18	15	1056.87	-7.28%	0.75%	100.00	0.00	0.00	1
JM Overnight Fund	Dec 19	0.12	102	1053.21	46.95%	0.79%	100.00	0.00	0.00	1

## Overnight Fund

Scheme Name	Date of Inception	^ Expense Ratio %	As on 30th Jun 2021		% Change over a quarter		% Exposure in Holdings*			
			Corpus in crs	NAV (Rs)	Corpus	NAV	AAA and Equivalent	AA and Equivalent	Below AA Including FD	Avg Maturity (in days)
Kotak Overnight Fund	Jan 19	0.20	5,735	1104.49	-9.77%	0.76%	100.00	0.00	0.00	1
L&T Overnight Fund	Nov 06	0.20	1,579	1540.92	67.66%	0.77%	100.00	0.00	0.00	1
LIC MF Overnight Fund	Jul 19	0.20	445	1072.35	187.36%	0.77%	100.00	0.00	0.00	1
Mahindra Manulife Overnight Fund	Jul 19	0.22	70	1071.31	206.17%	0.78%	100.00	0.00	0.00	1
Mirae Asset Overnight Fund	Oct 19	0.21	264	1060.95	12.14%	0.78%	100.00	0.00	0.00	1
Nippon India Overnight Fund	Dec 18	0.19	5,273	111.07	15.45%	0.77%	100.00	0.00	0.00	1
PGIM India Overnight Fund	Aug 19	0.12	212	1068.62	87.03%	0.80%	100.00	0.00	0.00	1
SBI Overnight Fund	May 99	0.17	18,441	3345.06	49.21%	0.78%	100.00	0.00	0.00	1
Sundaram Overnight Fund	Mar 19	0.21	581	1100.32	-7.15%	0.75%	100.00	0.00	0.00	1
Tata Overnight Fund	Mar 19	0.21	1,503	1091.89	-19.71%	0.77%	100.00	0.00	0.00	1
Union Overnight Fund	Mar 19	0.18	74	1089.85	121.69%	0.76%	100.00	0.00	0.00	1
UTI Overnight Fund	Dec 03	0.12	7,099	2815.31	89.97%	0.77%	100.00	0.00	0.00	1
YES Overnight Fund	Aug 19	0.30	1	1066.22	-98.73%	0.77%	100.00	0.00	0.00	1
<b>Average</b>		<b>0.18</b>			<b>36.66%</b>		<b>100.00</b>	<b>0.00</b>	<b>0.00</b>	<b>1</b>

## Liquid Fund

Scheme Name	Date of Inception	^ Expense Ratio %	As on 30th Jun 2021		% Change over a quarter		% Exposure in Holdings*			
			Corpus in crs	NAV (Rs)	Corpus	NAV	AAA and Equivalent	AA and Equivalent	Below AA Including FD	Avg Maturity (in days)
Aditya Birla Sun Life Liquid Fund	Jun 97	0.33	30,806	331.93	12.29%	0.79%	96.44	0.00	3.56	55
Axis Liquid Fund	Oct 09	0.25	24,177	2290.78	12.10%	0.79%	96.95	0.00	3.05	43
Baroda Liquid Fund	Feb 09	0.24	4,629	2369.74	-3.52%	0.81%	100.00	0.00	0.00	43
BNP Paribas Liquid Fund	Sep 04	0.18	1,103	3166.76	-1.82%	0.81%	98.18	1.82	0.00	33
BOI AXA Liquid Fund	Jul 08	0.21	298	2367.35	26.49%	0.78%	100.00	0.00	0.00	22
Canara Robeco Liquid Fund	Jan 02	0.15	2,399	2478.67	36.09%	0.79%	100.00	0.00	0.00	18
DSP Liquidity Fund	Mar 98	0.24	11,424	2942.86	-1.22%	0.79%	100.00	0.00	0.00	40
Edelweiss Liquid Fund	Sep 08	0.36	1,064	2644.44	-1.75%	0.80%	94.01	5.99	0.00	35
Franklin India Liquid fund	Apr 98	0.20	1,780	3100.25	-18.32%	0.79%	100.00	0.00	0.00	37
HDFC Liquid Fund	Sep 00	0.30	52,684	4048.91	3.60%	0.78%	96.21	0.00	3.79	39
HSBC Cash Fund	Dec 02	0.21	3,371	2054.54	0.08%	0.79%	100.00	0.00	0.00	29
ICICI Prudential Liquid Fund	Jun 98	0.32	36,920	305.41	-2.27%	0.78%	100.00	0.00	0.00	47
IDBI Liquid Fund	Jul 10	0.17	1,223	2214.70	9.73%	0.84%	100.00	0.00	0.00	61
IDFC Cash Fund	Jul 01	0.19	8,490	2493.12	4.26%	0.79%	100.00	0.00	0.00	47
IIFL Liquid Fund	Nov 13	0.25	110	1595.60	-9.56%	0.73%	100.00	0.00	0.00	12
Indiabulls Liquid Fund	Oct 11	0.22	126	2004.15	15.88%	0.71%	95.84	0.00	4.16	18
Invesco India Liquid Fund	Nov 06	0.22	4,420	2832.42	-18.92%	0.79%	100.00	0.00	0.00	43
ITI Liquid Fund	Apr 19	0.23	33	1085.72	-75.94%	0.75%	100.00	0.00	0.00	17
JM Liquid Fund	Jan 98	0.20	1,352	56.33	11.15%	0.80%	100.00	0.00	0.00	30
Kotak Liquid Fund	Oct 00	0.32	29,526	4173.33	1.95%	0.79%	100.00	0.00	0.00	47
L&T Liquid Fund	Nov 97	0.20	5,836	2828.35	-13.74%	0.79%	96.55	3.45	0.00	47
LIC MF Liquid Fund	Mar 02	0.25	7,257	3732.08	9.00%	0.79%	99.25	0.75	0.00	33
Mahindra Manulife Liquid Fund	Jul 16	0.25	1,599	1340.09	-7.44%	0.82%	100.00	0.00	0.00	48
Mirae Asset Cash Management Fund	Mar 08	0.27	4,139	2161.21	19.55%	0.81%	98.78	1.22	0.00	41
Motilal Oswal Liquid Fund	Dec 18	0.36	751	11.08	-0.02%	0.71%	100.00	0.00	0.00	44
Navi Liquid Fund	Feb 10	0.20	67	2250.37	15.06%	0.78%	100.00	0.00	0.00	15
Nippon India Liquid Fund	Mar 98	0.32	22,557	5036.39	-2.85%	0.78%	100.00	0.00	0.00	53
Parag Parikh Liquid Fund	May 18	0.26	1,330	1158.36	6.95%	0.76%	99.51	0.00	0.49	43
PGIM India Insta Cash Fund	Sep 07	0.23	645	268.42	6.63%	0.81%	100.00	0.00	0.00	40
Principal Cash Management Fund	Oct 00	0.21	162	1820.66	1.17%	0.78%	100.00	0.00	0.00	22
Quant Liquid Plan	Sep 05	0.90	269	32.77	81.82%	1.02%	100.00	0.00	0.00	35
Quantum Liquid Fund	Apr 06	0.15	565	28.00	-0.51%	0.78%	100.00	0.00	0.00	33
SBI Liquid Fund	Nov 03	0.28	43,109	3228.25	3.90%	0.79%	100.00	0.00	0.00	55
Sundaram Money Fund	Mar 00	0.26	2,949	43.46	-19.36%	0.80%	100.00	0.00	0.00	44
Tata Liquid Fund	Aug 98	0.33	9,720	3250.19	-25.85%	0.79%	100.00	0.00	0.00	40
Union Liquid Fund	Jun 11	0.17	1,084	1981.94	38.73%	0.80%	100.00	0.00	0.00	47
UTI Liquid Cash Plan	Jun 03	0.22	26,230	3379.83	10.45%	0.80%	100.00	0.00	0.00	53
Yes Liquid Fund	Jan 19	0.32	20	1118.19	-69.22%	0.72%	100.00	0.00	0.00	1
<b>Average</b>		<b>0.26</b>			<b>1.44%</b>		<b>99.26</b>	<b>0.35</b>	<b>0.40</b>	<b>37</b>

## Ultra Short Duration Fund

Scheme Name	Date of Inception	^ Expense Ratio %	As on 30th Jun 2021		% Change over a quarter		% Exposure in Holdings*			
			Corpus in crs	NAV (Rs)	Corpus	NAV	AAA and Equivalent	AA and Equivalent	Below AA Including FD	Avg Maturity (in days)
Aditya Birla Sun Life Savings Fund	Nov 01	0.51	18,789	427.13	16.72%	1.05%	87.57	11.10	1.33	197
Axis Ultra Short Term Fund	Sep 18	1.18	6,092	11.79	30.20%	0.85%	86.59	13.41	0.00	159
Baroda Ultra Short Duration Fund	Jun 18	0.42	145	1206.54	25.03%	0.93%	100.00	0.00	0.00	158
BOI AXA Ultra Short Duration Fund	Jul 08	0.59	315	2540.71	6.92%	0.76%	100.00	0.00	0.00	117
Canara Robeco Ultra Short Term Fund	Sep 03	0.95	659	3066.29	6.49%	0.66%	100.00	0.00	0.00	110
DSP Ultra Short Fund	Jul 06	1.00	3,244	2725.47	-6.54%	0.71%	94.78	5.22	0.00	139
HDFC Ultra Short Term Fund	Sep 18	0.64	16,034	11.95	-6.89%	0.90%	99.87	0.13	0.00	194
HSBC Ultra Short Duration Fund	Jan 20	0.48	1,483	1066.68	154.32%	0.82%	100.00	0.00	0.00	128
ICICI Prudential Ultra Short Term Fund	May 11	0.97	10,338	21.79	24.74%	1.05%	68.96	28.94	2.10	183
IDBI Ultra Short Term Fund	Jan 06	0.60	389	2184.64	16.23%	0.81%	97.51	2.49	0.00	179
IDFC Ultra Short Term Fund	Jul 18	0.43	5,477	12.02	9.11%	0.83%	100.00	0.00	0.00	109
Invesco India Ultra Short Term Fund	Jan 07	0.89	655	2145.88	-9.21%	0.75%	93.15	6.85	0.00	127
Kotak Savings Fund	Aug 05	0.77	10,545	34.00	-5.68%	0.79%	92.10	7.90	0.00	175
L&T Ultra Short Term Fund	Nov 02	0.39	2,769	34.51	25.45%	0.81%	100.00	0.00	0.00	157
LIC MF Ultra Short Term Fund	Nov 19	0.40	60	1064.38	-29.22%	0.82%	100.00	0.00	0.00	111
Mahindra Manulife Ultra Short Term Fund	Oct 19	0.77	200	1089.85	22.78%	0.84%	92.29	7.71	0.00	139
Mirae Asset Ultra Short Duration Fund	Oct 20	0.47	284	1024.97	12.12%	0.86%	100.00	0.00	0.00	139
Motilal Oswal Ultra Short Term Fund	Sep 13	1.02	91	13.61	10.90%	0.53%	91.12	8.88	0.00	135
Navi Ultra Short Term Fund	Feb 10	1.60	30	2203.62	19.32%	0.44%	100.00	0.00	0.00	117
Nippon India Ultra Short Duration Fund	Dec 01	1.12	1,238	3110.19	65.67%	2.10%	78.59	18.78	2.63	210
PGIM India Ultra Short Term Fund	Nov 08	0.75	542	27.28	26.26%	0.83%	100.00	0.00	0.00	153
Principal Ultra Short Term Fund	Dec 07	1.05	128	2191.25	-1.76%	0.69%	96.08	3.92	0.00	107
SBI Magnum Ultra Short Duration Fund	Jul 07	0.49	12,142	4716.42	34.81%	0.83%	100.00	0.00	0.00	186
Sundaram Ultra Short Term Fund	Jun 19	1.51	1,198	10.91	9.33%	0.63%	100.00	0.00	0.00	120
Tata Ultra Short Term Fund	Jan 19	1.05	1,168	11.35	142.74%	0.78%	94.30	5.70	0.00	160
UTI Ultra Short Term Fund	Aug 03	0.90	2,106	3285.41	10.30%	0.81%	83.52	13.39	3.09	128
YES Ultra Short Term Fund	Jun 19	0.82	1	1091.97	-98.75%	0.61%	100.00	0.00	0.00	1
<b>Average</b>		<b>0.81</b>			<b>18.94%</b>		<b>94.68</b>	<b>4.98</b>	<b>0.34</b>	<b>142</b>

## Low Duration Fund

Scheme Name	Date of Inception	^ Expense Ratio %	As on 30th Jun 2021		% Change over a quarter		% Exposure in Holdings*			
			Corpus in crs	NAV (Rs)	Corpus	NAV	AAA and Equivalent	AA and Equivalent	Below AA Including FD	Avg Maturity (in days)
Aditya Birla Sun Life Low Duration Fund	May 98	1.18	19,096	521.37	16.60%	1.08%	86.26	13.60	0.14	391
Axis Treasury Advantage Fund	Mar 10	0.61	10,389	2425.42	21.69%	1.02%	88.77	11.24	0.00	292
Baroda Treasury Advantage Fund	Jun 09	0.86	32	1567.92	-5.32%	0.83%	100.00	0.00	0.00	371
BNP Paribas Low Duration Fund	Oct 05	1.00	300	32.08	19.07%	0.99%	89.20	10.80	0.00	197
Canara Robeco Savings Fund	Mar 05	0.60	1,459	33.36	2.94%	0.80%	100.00	0.00	0.00	226
DSP Low Duration Fund	Mar 15	0.59	4,018	15.67	-2.77%	0.92%	100.00	0.00	0.00	296
HDFC Low Duration Fund	Nov 99	1.04	26,073	45.55	33.34%	1.19%	87.81	12.19	0.00	836
HSBC Low Duration Fund	Oct 06	1.02	216	16.33	88.47%	0.88%	100.00	0.00	0.00	263
ICICI Prudential Savings Fund	Mar 05	0.53	32,102	421.65	33.92%	1.36%	90.37	9.63	0.00	1369
IDFC Low Duration Fund	Feb 03	0.52	9,169	30.53	33.25%	0.93%	100.00	0.00	0.00	233
Invesco India Treasury Advantage Fund	Jan 07	0.65	3,483	2993.88	7.65%	0.96%	100.00	0.00	0.00	315
JM Low Duration Fund	Sep 06	0.65	130	29.44	0.99%	0.83%	100.00	0.00	0.00	230
Kotak Low Duration Fund	Mar 08	1.19	13,850	2656.19	10.43%	1.07%	87.54	12.23	0.23	631
L&T Low Duration Fund	Nov 02	0.95	849	22.38	-15.12%	0.89%	87.08	12.92	0.00	277
LIC MF Savings Fund	Jun 03	0.83	1,243	31.62	47.18%	0.85%	100.00	0.00	0.00	262
Mahindra Manulife Low Duration Fund	Feb 17	1.16	701	1307.06	41.72%	0.89%	88.70	11.30	0.00	281
Mirae Asset Savings Fund	Mar 08	0.92	1,113	1797.87	5.15%	0.85%	98.09	1.91	0.00	299
Nippon India Low Duration Fund	Mar 07	1.04	9,368	2958.15	33.23%	1.18%	87.98	12.01	0.00	340
PGIM India Low Duration Fund	Jun 07	1.19	57	23.54	10.10%	0.89%	88.53	11.47	0.00	150
Principal Low Duration Fund	Sep 04	0.55	69	2756.01	-10.88%	0.91%	92.67	7.33	0.00	215
SBI Magnum Low Duration Fund	Jul 07	0.95	13,167	2774.75	-2.63%	0.89%	89.73	10.27	0.00	467
Sundaram Low Duration Fund	Apr 07	1.02	377	26.17	-3.21%	0.78%	100.00	0.00	0.00	329
Tata Treasury Advantage Fund	Sep 05	0.54	2,503	3105.76	35.71%	1.02%	100.00	0.00	0.00	307
UTI Treasury Advantage Fund	Jul 99	0.40	3,853	2643.32	16.32%	1.06%	93.36	6.64	0.00	755
<b>Average</b>		<b>0.83</b>			<b>17.41%</b>		<b>94.00</b>	<b>5.98</b>	<b>0.02</b>	<b>389</b>

## Money Market Fund

Scheme Name	Date of Inception	^ Expense Ratio %	As on 30th Jun 2021		% Change over a quarter		% Exposure in Holdings*			
			Corpus in crs	NAV (Rs)	Corpus	NAV	AAA and Equivalent	AA and Equivalent	Below AA Including FD	Avg Maturity (in days)
Aditya Birla Sun Life Money Manager Fund	Jun 05	0.30	13,622	287.72	19.67%	0.97%	100.00	0.00	0.00	142
Axis Money Market Fund	Aug 19	0.30	2,307	1114.47	6.71%	0.93%	100.00	0.00	0.00	138
Baroda Money Market Fund	Jul 19	0.51	11	1091.97	-4.33%	0.64%	100.00	0.00	0.00	1
DSP Savings Fund	Sep 99	0.47	2,690	41.66	44.57%	0.94%	100.00	0.00	0.00	245
Edelweiss Dynamic Bond Fund	Jun 08	0.97	316	22.94	22.38%	0.72%	100.00	0.00	0.00	157
Franklin India Savings Fund	Feb 02	0.29	1,054	39.27	-9.35%	0.88%	100.00	0.00	0.00	204
HDFC Money Market Fund	Nov 99	0.35	13,854	4460.75	23.16%	0.95%	100.00	0.00	0.00	156
ICICI Prudential Money Market Fund	Mar 06	0.33	11,430	295.77	18.38%	0.92%	100.00	0.00	0.00	140
IDFC Money Manager Fund	Feb 03	0.89	2,951	32.13	-3.93%	0.71%	100.00	0.00	0.00	124
Invesco India Money Market Fund	Aug 09	0.55	1,818	2412.74	70.50%	0.87%	100.00	0.00	0.00	269
Kotak Money Market Fund	Jul 03	0.33	9,730	3497.47	3.17%	0.88%	100.00	0.00	0.00	150
L&T Money Market Fund	Aug 05	0.72	910	20.91	-14.59%	0.68%	100.00	0.00	0.00	69
Nippon India Money Market Fund	Jun 06	0.28	7,318	3225.18	6.60%	0.91%	100.00	0.00	0.00	173
PGIM India Money Market Fund	Mar 20	1.01	107	1050.12	13.24%	0.66%	100.00	0.00	0.00	146
SBI Savings Fund	Jul 04	0.75	22,381	32.83	12.16%	0.81%	100.00	0.00	0.00	150
Sundaram Money Market Fund	Oct 18	0.33	91	11.78	-8.41%	0.83%	100.00	0.00	0.00	175
Tata Money Market Fund	Sep 04	0.43	3,864	3675.93	127.61%	0.99%	100.00	0.00	0.00	186
UTI Money Market Fund	Apr 97	0.25	6,636	2396.20	-2.42%	0.90%	100.00	0.00	0.00	164
<b>Average</b>		<b>0.50</b>			<b>18.06%</b>		<b>100.00</b>	<b>0.00</b>	<b>0.00</b>	<b>155</b>

## Short Duration Fund

Scheme Name	Date of Inception	^ Expense Ratio %	As on 30th Jun 2021		% Change over a quarter		% Exposure in Holdings*			
			Corpus in crs	NAV (Rs)	Corpus	NAV	AAA and Equivalent	AA and Equivalent	Below AA Including FD	Avg Maturity (in yrs)
Aditya Birla Sun Life Short Term Fund	May 03	1.10	7,725	37.07	12.67%	1.39%	86.24	12.75	1.01	2.25
Axis Short Term Fund	Mar 10	0.97	12,182	24.19	3.73%	1.22%	91.09	8.91	0.00	2.60
Baroda Short Term Bond Fund	Jun 10	1.04	349	23.12	-2.95%	1.15%	86.70	12.56	0.74	2.14
BNP Paribas Short Term Fund	Sep 04	1.05	370	24.80	8.43%	1.13%	93.19	6.81	0.00	1.72
BOI AXA Short Term Income Fund	Dec 08	1.09	30	17.30	16.48%	1.38%	100.00	0.00	0.00	1.25
Canara Robeco Short Duration Fund	Mar 09	1.02	1,078	20.47	1.17%	0.94%	100.00	0.00	0.00	1.52
DSP Short Term Fund	Sep 02	0.95	3,433	37.08	0.97%	1.04%	100.00	0.00	0.00	1.94
HDFC Short Term Debt Fund	Jun 10	0.75	18,017	24.93	7.21%	1.49%	85.65	14.35	0.00	3.13
HSBC Short Duration Fund	Dec 02	1.29	206	31.39	34.36%	1.10%	100.00	0.00	0.00	2.16
ICICI Prudential Short Term Fund	Oct 01	1.15	20,921	46.49	-5.58%	1.37%	83.05	16.95	0.00	4.06
IDBI Short Term Bond Fund	Mar 11	0.75	25	20.18	5.02%	1.28%	90.00	10.00	0.00	2.67
IDFC Bond Fund - Short Term Plan	Dec 00	0.77	13,701	45.15	5.54%	1.09%	100.00	0.00	0.00	1.75
Indiabulls Short Term Fund	Sep 13	1.43	26	1706.31	-1.63%	0.83%	100.00	0.00	0.00	1.85
Invesco India Short Term Fund	Mar 07	1.25	1,266	2852.50	7.74%	1.01%	100.00	0.00	0.00	2.27
Kotak Bond Short Term Fund	May 02	1.17	17,392	41.38	4.72%	1.28%	100.00	0.00	0.00	3.10
L&T Short Term Bond Fund	Dec 10	0.75	4,732	21.09	-13.17%	1.19%	100.00	0.00	0.00	1.96
LIC MF Short Term Debt Fund	Feb 19	1.44	454	11.82	20.57%	0.92%	100.00	0.00	0.00	1.37
Mirae Asset Short Term Fund	Mar 18	1.14	722	12.54	-8.13%	1.07%	98.60	1.40	0.00	2.11
Nippon India Short Term Fund	Dec 02	1.15	9,249	41.41	17.03%	1.52%	88.25	11.77	-0.01	2.22
PGIM India Short Maturity Fund	Jan 03	1.42	41	35.86	-7.78%	1.49%	93.85	6.15	0.00	1.64
Principal Short Term Debt Fund	Apr 02	1.03	135	34.75	-2.56%	1.16%	100.00	0.00	0.00	2.45
SBI Short Term Debt Fund	Aug 07	0.84	22,579	25.31	-9.72%	1.15%	92.79	7.21	0.00	2.75
Sundaram Short Term Debt Fund	Apr 02	1.01	296	32.65	15.31%	0.88%	100.00	0.00	0.00	2.20
Tata Short Term Bond Fund	Aug 02	1.21	2,933	38.29	9.74%	1.04%	100.00	0.00	0.00	2.41
UTI Short Term Income Fund	Aug 07	0.90	3,420	23.77	3.26%	1.33%	89.47	10.53	0.00	3.11
<b>Average</b>		<b>1.07</b>			<b>4.90%</b>		<b>95.16</b>	<b>4.78</b>	<b>0.07</b>	<b>2.27</b>

## Medium Duration Fund

Scheme Name	Date of Inception	^ Expense Ratio %	As on 30th Jun 2021		% Change over a quarter		% Exposure in Holdings*			
			Corpus in crs	NAV (Rs)	Corpus	NAV	AAA and Equivalent	AA and Equivalent	Below AA Including FD	Avg Maturity (in yrs)
Aditya Birla Sun Life Medium Term Plan	Mar 09	1.59	1,716	24.55	-4.29%	1.74%	40.53	39.15	20.32	3.84
Axis Strategic Bond Fund	Mar 12	1.06	1,519	21.48	12.62%	1.69%	58.74	34.64	6.62	3.42
BNP Paribas Medium Term Fund	Mar 14	1.03	26	15.00	-10.85%	1.09%	94.09	5.91	0.00	4.00
DSP Bond Fund	Apr 97	0.78	365	64.31	0.00%	1.22%	97.13	2.87	0.00	4.64
HDFC Medium Term Debt Fund	Feb 02	1.30	3,488	44.18	15.08%	1.93%	66.43	32.85	0.72	3.96
ICICI Prudential Medium Term Bond Fund	Sep 04	1.41	6,801	34.59	6.12%	1.91%	37.57	62.43	0.00	4.52

Medium Duration Fund

Scheme Name	Date of Inception	Expense Ratio %	As on 30th Jun 2021		% Change over a quarter		% Exposure in Holdings*			
			Corpus in crs	NAV (Rs)	Corpus	NAV	AAA and Equivalent	AA and Equivalent	Below AA Including FD	Avg Maturity (in yrs)
IDFC Bond Fund - Medium Term Plan	Jul 03	1.45	3,884	37.05	-17.58%	1.38%	100.00	0.00	0.00	1.84
Kotak Medium Term Fund	Mar 14	1.60	2,069	17.66	9.59%	1.88%	65.46	23.32	11.21	5.01
L&T Resurgent India Bond Fund	Feb 15	1.50	760	16.00	2.72%	1.27%	73.39	26.61	0.00	3.17
Nippon India Strategic Debt Fund	Sep 00	1.98	252	10.80	-3.91%	1.03%	87.88	12.12	0.00	2.58
SBI Magnum Medium Duration Fund	Nov 03	1.21	9,412	39.92	12.24%	1.64%	54.68	44.25	1.07	3.41
Sundaram Medium Term Bond Fund	Dec 97	2.15	75	58.17	-7.56%	0.94%	100.00	0.00	0.00	4.75
Tata Medium Term Fund	Nov 02	1.44	73	28.69	5.05%	1.84%	76.24	23.76	0.00	3.86
Union Medium Duration Fund	Sep 20	1.14	357	10.34	-2.10%	1.29%	100.00	0.00	0.00	3.53
UTI Medium Term Fund	Mar 15	1.50	71	14.18	-0.79%	1.17%	67.09	25.92	6.99	3.67
<b>Average</b>		<b>1.41</b>			<b>1.09%</b>		<b>74.62</b>	<b>22.25</b>	<b>3.13</b>	<b>3.75</b>

Medium to Long Duration Fund

Scheme Name	Date of Inception	Expense Ratio %	As on 30th Jun 2021		% Change over a quarter		% Exposure in Holdings*			
			Corpus in crs	NAV (Rs)	Corpus	NAV	Gsec/SOV	AAA and Equivalent	AA Equivalent & Below	Avg Maturity (in yrs)
Aditya Birla Sun Life Income Fund	Oct 95	1.00	2,417	99.18	97.70%	1.63%	51.90	48.10	0.00	4.53
Canara Robeco Income Fund	Sep 02	1.88	146	45.66	-0.72%	1.08%	70.14	29.86	0.00	5.84
HDFC Income Fund	Sep 00	2.14	638	46.99	-7.46%	1.10%	39.86	60.14	0.00	6.50
HSBC Debt Fund	Dec 02	2.07	35	34.65	-0.11%	1.17%	95.06	4.94	0.00	7.27
ICICI Prudential Bond Fund	Aug 08	1.20	3,352	31.25	-1.68%	1.28%	44.79	55.21	0.00	8.02
IDFC Bond Fund - Income Plan	Jul 00	1.97	685	53.58	-0.33%	1.39%	46.95	53.05	0.00	2.42
JM Income Fund	Apr 95	1.36	17	50.00	2.16%	1.01%	36.09	63.91	0.00	1.58
Kotak Bond Fund	Nov 99	1.76	2,071	61.20	27.24%	1.44%	89.60	10.40	0.00	7.26
LIC MF Bond Fund	Mar 99	1.21	151	57.31	-10.94%	1.01%	91.72	8.28	0.00	3.85
Nippon India Income Fund	Dec 97	1.89	285	71.05	-6.76%	1.00%	70.27	29.73	0.00	7.83
SBI Magnum Income Fund	Nov 98	1.46	1,743	55.59	1.89%	1.57%	26.05	38.89	35.06	3.49
Tata Income Fund	Mar 97	2.02	56	65.55	-1.03%	1.07%	10.10	89.90	0.00	6.07
UTI Bond Fund	May 98	1.45	283	50.90	-0.91%	0.98%	61.52	19.96	18.52	3.69
<b>Average</b>		<b>1.65</b>			<b>7.62%</b>		<b>56.47</b>	<b>39.41</b>	<b>4.12</b>	<b>5.26</b>

Dynamic Bond Fund

Scheme Name	Date of Inception	Expense Ratio %	As on 30th Jun 2021		% Change over a quarter		% Exposure in Holdings*			
			Corpus in crs	NAV (Rs)	Corpus	NAV	Gsec/SOV	AAA and Equivalent	AA Equivalent & Below	Avg Maturity (in yrs)
Aditya Birla Sun Life Dynamic Bond Fund	Sep 04	1.65	1,621	35.05	1.23%	1.63%	9.71	44.34	45.95	3.46
Axis Dynamic Bond Fund	Apr 11	0.67	2,005	23.34	4.85%	1.79%	28.69	71.31	0.00	8.50
Baroda Dynamic Bond Fund	Jun 12	1.49	21	18.47	-1.32%	1.22%	81.24	18.76	0.00	5.15
BNP Paribas Flexi Debt Fund	Sep 04	1.84	116	36.17	0.65%	0.88%	75.98	24.02	0.00	8.75
Canara Robeco Dynamic Bond Fund	May 09	1.75	117	24.00	2.68%	0.48%	64.23	35.77	0.00	2.79
DSP Strategic Bond Fund	May 07	1.04	607	2631.01	-26.01%	1.18%	73.17	26.83	0.00	8.91
HDFC Dynamic Debt Fund	Apr 97	1.77	429	72.08	1.54%	6.43%	40.16	45.64	14.20	4.25
HSBC Flexi Debt Fund	Oct 07	1.73	60	28.38	-2.27%	1.12%	66.54	33.46	0.00	7.85
ICICI Prudential All Seasons Bond Fund	Mar 02	1.45	5,926	28.39	7.03%	1.58%	39.49	21.39	39.12	6.47
IDBI Dynamic Bond Fund	Feb 12	1.23	21	17.46	16.59%	1.60%	47.12	33.31	19.57	4.59
IDFC Dynamic Bond Fund	Jun 02	1.61	3,292	27.33	-16.70%	1.57%	42.18	57.82	0.00	2.16
IIFL Dynamic Bond Fund	Jun 13	0.52	693	17.19	-5.20%	2.14%	20.18	62.23	17.60	4.42
Indiabulls Dynamic Bond Fund	Dec 18	0.74	24	1194.31	-15.12%	1.10%	64.07	35.93	0.00	3.03
Kotak Dynamic Bond Fund	May 08	1.26	2,848	29.41	-6.17%	1.45%	73.94	18.62	7.44	5.37
L&T Flexi Bond Fund	Aug 06	1.62	65	23.49	-0.96%	1.08%	52.54	47.46	0.00	5.00
Mirae Asset Dynamic Bond Fund	Mar 17	1.43	145	13.29	-1.98%	1.01%	54.77	45.23	0.00	3.42
Nippon India Dynamic Bond Fund	Nov 04	0.71	2,705	29.22	-12.04%	1.54%	95.35	4.65	0.00	8.97
PGIM India Dynamic Bond Fund	Jan 12	1.73	106	2101.98	-0.85%	1.30%	43.17	56.83	0.00	4.28
Quantum Dynamic Bond Fund	May 15	0.60	80	16.52	4.11%	1.08%	84.03	15.97	0.00	4.69
SBI Dynamic Bond Fund	Jan 04	1.64	3,072	27.85	-2.19%	0.88%	54.70	45.30	0.00	2.57
Tata Dynamic Bond Fund	Sep 03	0.78	220	32.57	-4.77%	1.47%	11.94	74.36	13.69	2.02
Union Dynamic Bond Fund	Feb 12	1.50	141	18.95	-0.61%	1.21%	72.42	27.58	0.00	7.23
UTI Dynamic Bond Fund	Jun 10	1.45	222	21.18	0.52%	0.84%	58.03	17.38	24.58	3.15
<b>Average</b>		<b>1.31</b>			<b>-2.48%</b>		<b>54.51</b>	<b>37.57</b>	<b>7.92</b>	<b>5.09</b>

Corporate Bond Fund

Scheme Name	Date of Inception	^ Expense Ratio %	As on 30th Jun 2021		% Change over a quarter		% Exposure in Holdings*			
			Corpus in crs	NAV (Rs)	Corpus	NAV	Gsec/SOV	AAA and Equivalent	AA Equivalent & Below	Avg Maturity (in yrs)
Aditya Birla Sun Life Corporate Bond Fund	Mar 97	0.46	24,168	87.21	2.80%	1.52%	20.67	74.76	4.57	2.63
Axis Corporate Debt Fund	Jul 17	0.92	4,876	13.34	28.10%	1.27%	16.09	83.92	0.00	2.37
BNP Paribas Corporate Bond Fund	Nov 08	1.01	24	21.90	2.21%	1.13%	0.00	95.81	4.19	1.25
Canara Robeco Corporate Bond Fund	Feb 14	1.03	306	17.54	-2.92%	1.12%	22.80	77.20	0.00	1.71
DSP Corporate Bond Fund	Sep 18	0.51	2,670	12.83	18.64%	0.91%	14.13	85.87	0.00	0.78
Franklin India Corporate Debt Fund	Jun 97	0.84	857	78.04	0.24%	1.08%	10.38	86.34	3.28	1.86
HDFC Corporate Bond Fund	Jun 10	0.61	26,698	25.29	-10.65%	1.44%	14.58	85.42	0.00	4.26
HSBC Corporate Bond Fund	Sep 20	0.76	340	10.30	-9.04%	1.52%	5.91	94.09	0.00	2.70
ICICI Prudential Corporate Bond Fund	Sep 04	0.58	20,276	22.98	5.90%	1.27%	25.88	74.12	0.00	4.22
IDFC Corporate Bond Fund	Jan 16	0.57	20,751	15.23	-9.55%	1.36%	24.16	75.84	0.00	2.64
Invesco India Corporate Bond Fund	Aug 07	0.60	3,030	2507.61	3.96%	1.11%	17.97	82.03	0.00	2.31
Kotak Corporate Bond Fund	Sep 07	0.67	9,849	2938.16	10.86%	1.30%	20.43	79.57	0.00	2.38
L&T Triple Ace Bond Fund	Mar 97	0.63	8,290	57.66	18.86%	1.51%	27.74	72.26	0.00	7.15
Nippon India Corporate Bond Fund	Sep 00	0.64	2,663	46.06	15.68%	1.48%	16.26	73.48	10.26	2.04
PGIM India Premier Bond Fund	Jan 03	0.52	81	34.26	21.32%	1.62%	8.21	84.32	7.47	2.32
SBI Corporate Bond Fund	Feb 19	0.79	29,404	12.22	2.55%	1.17%	9.05	90.95	0.00	2.36
Sundaram Corporate Bond Fund	Dec 04	0.54	1,131	31.66	9.67%	1.21%	14.09	85.91	0.00	1.96
Union Corporate Bond Fund	May 18	0.91	397	12.14	4.91%	1.18%	11.50	88.50	0.00	2.98
UTI Corporate Bond Fund	Aug 18	0.55	3,691	12.85	13.72%	1.16%	7.60	92.40	0.00	1.94
<b>Average</b>		<b>0.69</b>			<b>6.70%</b>		<b>15.13</b>	<b>83.31</b>	<b>1.57</b>	<b>2.62</b>

Credit Risk Fund

Scheme Name	Date of Inception	^ Expense Ratio %	As on 30th Jun 2021		% Change over a quarter		% Exposure in Holdings*			
			Corpus in crs	NAV (Rs)	Corpus	NAV	AAA and Equivalent	AA and Equivalent	Below AA Including FD	Avg Maturity (in yrs)
Aditya Birla Sun Life Credit Risk Fund	Apr 15	1.88	1,471	15.61	-5.35%	1.79%	46.22	44.75	9.03	2.48
Axis Credit Risk Fund	Jul 15	1.65	693	16.57	16.82%	1.71%	37.14	53.33	9.53	1.65
Baroda Credit Risk Fund	Jan 15	1.84	200	15.72	10.75%	1.28%	60.34	29.20	10.47	2.16
BOI AXA Credit Risk Fund	Feb 15	1.51	73	4.25	2.02%	3.12%	77.45	0.00	22.55	0.74
DSP Credit Risk Fund	May 03	1.57	271	30.58	-4.14%	1.04%	32.41	60.46	7.12	0.26
HDFC Credit Risk Debt Fund	Mar 14	1.58	7,784	18.69	7.31%	2.67%	43.56	50.07	6.37	3.06
ICICI Prudential Credit Risk Fund	Dec 10	1.56	7,626	24.14	5.66%	2.34%	28.99	54.94	16.08	2.79
IDBI Credit Risk Fund	Mar 14	1.35	41	13.40	8.61%	1.98%	32.88	67.12	0.00	4.51
IDFC Credit Risk Fund	Mar 17	1.61	846	13.20	4.13%	1.41%	62.58	32.26	5.17	3.77
Invesco India Credit Risk Fund	Sep 13	1.50	127	1457.55	-1.78%	1.00%	85.55	14.45	0.00	2.78
Kotak Credit Risk Fund	May 10	1.72	1,785	23.77	-1.01%	1.99%	39.67	49.52	10.80	3.20
L&T Credit Risk Fund	Oct 09	1.66	202	22.56	-11.25%	1.11%	42.12	57.88	0.00	2.25
Nippon India Credit Risk Fund	Jun 05	1.65	1,008	25.05	-3.52%	1.73%	52.92	36.74	10.34	2.26
PGIM India Credit Risk Fund	Sep 14	1.77	45	14.87	-2.12%	1.14%	72.71	27.29	0.00	1.55
SBI Credit Risk Fund	Jul 14	1.54	3,473	34.85	-1.46%	1.73%	34.90	57.87	7.23	2.49
UTI Credit Risk Fund	Nov 12	1.52	354	11.54	10.92%	1.39%	41.64	48.71	9.65	1.22
<b>Average</b>		<b>1.62</b>			<b>2.22%</b>		<b>49.44</b>	<b>42.79</b>	<b>7.77</b>	<b>2.32</b>

Banking and PSU Fund

Scheme Name	Date of Inception	^ Expense Ratio %	As on 30th Jun 2021		% Change over a quarter		% Exposure in Holdings*			
			Corpus in crs	NAV (Rs)	Corpus	NAV	Gsec/SOV	AAA and Equivalent	AA Equivalent & Below	Avg Maturity (in yrs)
Aditya Birla Sun Life Banking & PSU Debt Fund	Oct 99	0.67	16,857	287.34	19.99%	1.45%	13.69	83.82	2.49	2.74
Axis Banking & PSU Debt Fund	Jun 12	0.62	16,496	2081.48	2.12%	1.07%	12.32	87.68	0.00	1.55
Baroda Banking & PSU Bond Fund	Dec 20	0.82	300	10.14	-4.20%	1.39%	2.06	97.94	0.00	2.74
DSP Banking & PSU Debt Fund	Sep 13	0.55	3,499	18.92	-1.25%	0.98%	14.84	85.16	0.00	2.13
Edelweiss Banking and PSU Debt Fund	Sep 13	0.64	496	19.34	7.21%	1.62%	10.19	89.81	0.00	7.90
Franklin India Banking & PSU Debt Fund	Apr 14	0.53	873	17.71	-10.11%	1.25%	13.80	85.04	1.16	1.87
HDFC Banking and PSU Debt Fund	Mar 14	0.82	9,927	18.10	0.28%	1.49%	5.23	78.44	16.33	3.95
ICICI Prudential Banking & PSU Debt Fund	Jan 10	0.80	14,345	25.35	-0.74%	1.47%	25.43	55.38	19.19	6.57
IDFC Banking & PSU Debt Fund	Mar 13	0.62	18,309	19.44	3.07%	1.09%	12.42	87.58	0.00	1.74
Invesco India Banking & PSU Debt Fund	Dec 12	0.65	534	1825.71	280.47%	1.38%	17.07	82.93	0.00	6.75

Banking and PSU Fund

Scheme Name	Date of Inception	^ Expense Ratio %	As on 30th Jun 2021		% Change over a quarter		% Exposure in Holdings*			
			Corpus in crs	NAV (Rs)	Corpus	NAV	Gsec/SOV	AAA and Equivalent	AA Equivalent & Below	Avg Maturity (in yrs)
ITI Banking & PSU Debt Fund	Oct 20	0.82	21	10.27	-34.19%	1.26%	0.00	100.00	0.00	1.42
Kotak Banking & PSU Debt Fund	Dec 98	0.77	9,290	51.08	-4.11%	1.52%	20.95	66.00	13.05	4.64
L&T Banking and PSU Debt Fund	Sep 07	0.61	4,679	19.62	-3.33%	1.10%	18.30	80.93	0.78	2.10
LIC MF Banking & PSU Debt Fund	May 07	0.83	2,200	27.67	0.67%	0.92%	15.04	84.96	0.00	1.35
Mirae Asset Banking & PSU Debt Fund	Jul 20	0.81	225	10.33	-4.35%	1.08%	7.82	92.18	0.00	2.33
Nippon India Banking & PSU Debt Fund	May 15	0.79	6,410	16.33	-3.42%	1.32%	10.68	89.26	0.06	2.91
PGIM India Banking & PSU Debt Fund	Mar 13	0.80	94	19.26	-4.11%	1.56%	7.13	85.83	7.04	2.45
SBI Banking & PSU Fund	Oct 09	0.81	14,078	2480.18	-2.78%	1.19%	7.87	90.02	2.11	2.38
Sundaram Banking & PSU Debt Fund	Mar 15	0.40	884	34.19	-5.63%	0.82%	0.00	100.00	0.00	0.22
Tata Banking & PSU Debt Fund	Oct 19	0.71	478	11.35	0.04%	1.46%	17.53	80.37	2.10	2.45
UTI Banking & PSU Debt Fund	Jan 14	0.30	257	16.28	-5.86%	0.88%	11.50	84.62	3.88	1.55
<b>Average</b>		<b>0.68</b>			<b>10.94%</b>		<b>11.61</b>	<b>85.14</b>	<b>3.25</b>	<b>2.94</b>

Floater Fund

Scheme Name	Date of Inception	^ Expense Ratio %	As on 30th Jun 2021		% Change over a quarter		% Exposure in Holdings*			
			Corpus in crs	NAV (Rs)	Corpus	NAV	AAA and Equivalent	AA and Equivalent	Below AA Including FD	Avg Maturity (in yrs)
Aditya Birla Sun Life Floating Rate Fund	Jun 05	0.38	15,976	269.30	12.11%	1.31%	99.97	0.03	0.00	1.41
DSP Floater Fund	Mar 21	0.56	2,204	10.19	176.70%	1.39%	100.00	0.00	0.00	2.31
Franklin India Floating Rate Fund	Apr 01	0.97	315	31.67	2.25%	0.97%	93.63	6.37	0.00	2.74
HDFC Floating Rate Debt Fund	Jan 05	0.48	18,740	38.45	13.17%	1.41%	86.51	13.49	0.00	2.85
ICICI Prudential Floating Interest Fund	Mar 03	1.32	12,404	329.41	-5.50%	1.57%	78.26	21.34	0.40	6.44
IDFC Floating Rate Fund	Feb 21	0.75	821	10.14	40.37%	1.06%	95.66	4.29	0.06	1.33
Kotak Floating Rate Fund	May 09	0.62	5,103	1173.15	26.04%	2.03%	92.14	7.86	0.00	4.19
Nippon India Floating Rate Fund	Sep 05	0.57	17,328	35.13	32.13%	1.37%	99.92	0.00	0.08	2.16
SBI Floating Rate Debt Fund	Oct 20	0.45	408	10.30	286.02%	1.00%	88.42	11.58	0.00	2.69
UTI Floater Fund	Oct 18	1.25	2,609	1193.26	24.42%	0.99%	100.00	0.00	0.00	3.46
<b>Average</b>		<b>0.74</b>			<b>60.77%</b>		<b>93.45</b>	<b>6.50</b>	<b>0.05</b>	<b>2.96</b>

Gilt Fund

Scheme Name	Date of Inception	^ Expense Ratio %	As on 30th Jun 2021		% Change over a quarter		Avg Maturity (in yrs)
			Corpus in crs	NAV (Rs)	Corpus	NAV	
Aditya Birla Sun Life Government Securities Fund	Sep 99	0.94	881	64.27	70.12%	1.78%	5.18
Axis Gilt Fund	Jan 12	1.00	153	19.99	-5.59%	1.12%	1.93
Baroda Gilt Fund	Mar 02	1.83	29	33.44	1.28%	1.27%	6.35
Canara Robeco Gilt Fund	Dec 99	1.25	93	60.42	-9.01%	0.81%	3.25
DSP Government Securities Fund	Sep 99	1.05	462	74.43	4.09%	1.53%	7.69
Edelweiss Government Securities Fund	Feb 14	1.32	98	19.33	12.21%	2.16%	4.26
Franklin India Government Securities Fund	Jun 99	1.06	211	47.58	-6.09%	1.38%	3.62
HDFC Gilt Fund	Jul 01	0.91	1,596	43.82	-3.30%	1.16%	6.02
ICICI Prudential Gilt Fund	Aug 99	1.18	3,739	78.64	4.24%	1.39%	14.27
IDBI Gilt Fund	Dec 12	1.20	16	17.26	-6.05%	1.55%	4.50
IDFC Gov Sec. Fund-Inv Plan	Mar 04	1.23	1,969	27.92	23.73%	1.62%	2.47
Invesco India Gilt Fund	Feb 08	1.25	26	2248.58	-11.18%	0.50%	6.99
Kotak Gilt Fund	Dec 98	1.46	865	76.51	-2.71%	1.30%	12.37
L&T Gilt Fund	Mar 00	1.70	264	53.93	0.75%	0.94%	5.88
LIC MF Gilt Fund	Nov 99	1.48	48	48.52	3.91%	1.17%	3.82
Nippon India Gilt Securities Fund	Aug 08	1.57	1,373	30.32	-9.99%	1.29%	6.36
PGIM India Gilt Fund	Oct 08	1.45	132	24.15	6.26%	1.70%	4.21
SBI Magnum Gilt Fund	Dec 00	0.95	3,711	50.94	0.33%	1.17%	4.00
Tata Gilt Securities Fund	Sep 99	1.81	211	61.81	-29.18%	0.71%	8.93
UTI Gilt Fund	Jan 02	0.85	747	49.57	-9.19%	1.07%	4.03
<b>Average</b>		<b>1.27</b>			<b>1.73%</b>		<b>5.81</b>

Gilt Fund with 10 yr constant duration

Scheme Name	Date of Inception	^ Expense Ratio %	As on 30th Jun 2021		% Change over a quarter		Avg Maturity (in yrs)
			Corpus in crs	NAV (Rs)	Corpus	NAV	
DSP 10Y G-Sec Fund	Sep 99	0.51	45	17.82	1.92%	2.11%	9.26
ICICI Prudential Constant Maturity Gilt Fund	Nov 03	0.39	325	19.24	-0.23%	1.70%	9.38
IDFC Government Securities Fund - Constant Maturity Plan	Sep 14	0.61	312	35.97	1.38%	1.67%	8.61
SBI Magnum Constant Maturity Fund	Apr 01	0.63	816	49.86	-0.27%	1.61%	9.57
<b>Average</b>		<b>0.54</b>			<b>0.70%</b>		<b>9.21</b>















## SIP SUMMARY

Starting - July Month of	2020	2019	2018	2017	2016	2015	2014	2011	2009	2006	2001
Years	1	2	3	4	5	6	7	10	12	15	20
Invested Amount	120,000	240,000	360,000	480,000	600,000	720,000	840,000	1,200,000	1,440,000	1,800,000	2400000
<b>Returns % CAGR</b>											
Average of Largecap Funds	42.69	30.88	21.63	16.96	15.39	14.66	13.50	14.09	13.28	12.47	16.16
Average of Flexi/Multicap Funds	53.66	36.48	25.38	19.25	17.02	16.11	14.94	15.84	14.64	13.97	16.80
Average of Mid/Smallcap Funds	80.90	53.09	33.06	23.36	20.08	18.55	17.36	19.14	17.68	16.27	19.55
Average of All Diversified Equity Funds	56.70	38.86	26.26	19.56	17.23	16.23	15.08	16.12	14.97	14.06	17.22
Average of ELSS	49.00	34.13	23.46	17.67	15.91	14.89	13.89	15.08	14.07	13.13	17.39
Average of Aggressive Hybrid Funds	38.68	28.22	20.21	15.85	14.20	13.23	12.26	13.19	12.64	12.32	14.27
<b>Investment Value ₹</b>											
Average of Largecap Funds	144,725	319,050	491,250	668,875	878,360	1,118,302	1,354,499	2,497,382	3,341,176	4,939,975	15,271,010
Average of Flexi/Multicap Funds	150,686	334,238	516,803	698,529	913,966	1,167,771	1,425,195	2,740,902	3,656,603	5,622,223	16,540,243
Average of Mid/Smallcap Funds	164,952	380,775	571,933	754,333	984,091	1,255,614	1,553,026	3,272,175	4,475,044	6,859,150	23,330,013
Average of All Diversified Equity Funds	152,308	340,772	522,928	702,618	918,517	1,171,773	1,432,428	2,783,282	3,736,153	5,663,096	17,437,498
Average of ELSS	148,147	327,830	503,602	678,036	889,578	1,126,138	1,373,068	2,632,030	3,520,385	5,227,824	17,804,007
Average of Aggressive Hybrid Funds	142,514	311,926	481,756	654,880	853,373	1,071,481	1,295,974	2,379,632	3,203,762	4,880,640	12,100,398

**DEFINITION OF LARGE CAP, MID CAP AND SMALL CAP:**

- **Large Cap:** 1st -100th company in terms of full market capitalization
- **Mid Cap:** 101st -250th company in terms of full market capitalization
- **Small Cap:** 251st company onwards in terms of full market capitalization

**SCHEME CLASSIFICATION:****Equity Schemes:**

**Multi Cap Fund:** An open ended equity scheme investing across large cap, mid cap, small cap

stocks, Minimum investment in equity & equity related instruments 65% of total assets

**Large Cap Fund:** An open ended equity scheme predominantly investing in large cap stocks, Minimum investment in equity & equity related instruments of large cap companies 80% of total assets

**Large & Mid Cap Fund:** An open ended equity scheme investing in both large cap and mid cap stocks, Minimum investment in equity & equity related instruments of large cap companies 35% of total assets & mid cap companies 35% of total assets

**Mid Cap Fund:** An open ended equity scheme predominantly investing in mid cap stocks, Minimum investment in equity & equity related instruments of mid cap companies 65% of total assets

**Small cap Fund:** An open ended equity scheme predominantly investing in small cap stocks, Minimum investment in equity & equity related instruments of small cap companies 65% of total assets

**Dividend Yield Fund:** An open ended equity scheme predominantly investing in dividend yielding stocks, Minimum investment in equity 65% of total assets

**Value Fund:** An open ended equity scheme following a value investment strategy, Minimum investment in equity & equity related instruments 65% of total assets

**Contra Fund:** An open ended equity scheme following contrarian investment strategy, Minimum investment in equity & equity related instruments 65% of total assets

**Focused Fund:** An open ended equity scheme investing in maximum 30 stocks (where the scheme intends to focus, multi cap, large cap, mid cap, small cap), Minimum investment in equity & equity related instruments 65% of total assets

**Sectoral/ Thematic:** An open ended equity scheme investing in Sector / Theme, Minimum investment in equity & equity related instruments of a particular sector / particular theme 80% of total assets

**ELSS:** An open ended equity linked saving scheme with a statutory lock in of 3 years and tax benefit, Minimum investment in equity & equity related instruments 80% of total assets

**Debt Schemes:**

**Overnight Fund:** Investment in overnight securities having maturity of 1 day

**Liquid Fund:** Investment in Debt and money market securities with maturity of upto 91 days only

**Ultra Short Duration Fund :** Investment in Debt & Money Market instruments such that the Macaulay duration of the

portfolio is between 3 - 6 months

**Low Duration Fund:** Investment in Debt & Money Market instruments such that the Macaulay duration of the portfolio is between 6 - 12 months

**Money Market Fund:** Investment in Money Market instruments having maturity upto 1 year

**Short Duration FundL:** Investment in Debt & Money Market instruments such that the Macaulay duration of the portfolio is between 1 - 3 years

**Medium Duration Fund:** Investment in Debt & Money Market instruments such that the Macaulay duration of the portfolio is between 3 - 4 years. Portfolio Macaulay duration under anticipated adverse situation is 1 year to 4 years.

**Medium to Long Duration Fund:** Investment in Debt & Money Market instruments such that the Macaulay duration of the portfolio is between 4 - 7 years. Portfolio Macaulay duration under anticipated adverse situation is 1 year to 7 years.

**Long Duration Fund:** Investment in Debt & Money Market Instruments such that the Macaulay duration of the portfolio is greater than 7 years

**Dynamic Bond Fund:** Investment across duration

**Corporate Bond Fund:** Minimum investment in corporate bonds 80% of total assets (only in AA+ and above rated corporate bonds)

**Credit Risk Fund:** Minimum investment in corporate bonds 65% of total assets [only in AA (excluding AA+) and below rated corporate bonds]

**Banking and PSU Fund:** Minimum investment in Debt instruments of banks, Public Sector Undertakings, Public Financial Institutions and Municipal Bonds - 80% of total assets

**Gilt Fund:** Minimum investment in Gsecs 80% of total assets (across maturity)

**Gilt Fund with 10 year constant duration :** Minimum investment in Gsecs 80% of total assets such that the Macaulay duration of the portfolio is equal to 10 years

**Floater Fund:** Minimum investment in floating rate instruments (including fixed rate instruments converted to floating rate exposures using swaps/ derivatives) - 65% of total assets

*Macaulay Duration : It is the weighted average term to maturity of the cash flows from an instrument. The weight of each cash flow is determined by dividing the present value of the cash flow by the price. Macaulay duration is a measure of interest rate sensitivity of a Fixed income instrument. Higher the Macaulay duration, higher would be the interest rate risk.*

**Hybrid Schemes:**

**Conservative Hybrid Fund:** An open ended hybrid scheme investing predominantly in debt instruments, Investment in equity & equity related instruments between 10% and 25% of total assets; Debt instruments between 75% and 90% of total assets



**Aggressive Hybrid Fund:** An open ended hybrid scheme investing predominantly in equity and equity related instruments, Equity & Equity related instruments between 65% and 80% of total assets; Debt instruments between 20% 35% of total assets

**Dynamic Asset Allocation or Balanced Advantage:** An open ended dynamic asset allocation fund, Investment in equity / debt that is managed dynamically

**Multi Asset Allocation:** An open ended scheme investing in three different asset classes with a minimum allocation of at least 10% each in all three asset classes

**Arbitrage Fund:** An open ended scheme investing in arbitrage opportunities. Minimum investment in equity & equity related instruments 65% of total assets

**Equity Savings:** An open ended scheme investing in equity, arbitrage and debt, Minimum investment in equity & equity related instruments 65% of total assets and debt 10% of total assets

### Solution Oriented Schemes :

**Retirement Fund:** An open ended retirement solution oriented scheme having a lock-in of 5 years or till retirement age (whichever is earlier)

**Children's Fund:** An open ended fund for investment for children having a lock-in for at least 5 years or till the child attains age of majority (whichever is earlier)

### Other Schemes:

**Index Funds/ ETFs:** Minimum investment in securities of a particular index (which is being replicated / tracked) 95% of total assets

**FoFs (Overseas/ Domestic):** An open ended fund of fund scheme. Minimum investment in the underlying fund 95% of total assets

## How To Read Fund Performance Scorecard

**Rank:** Higher the return, Higher the rank, i.e. scheme with the highest return will have the first rank. If a scheme has higher ranks (Rank 1 or 2) in all the given periods, then that scheme is considered to be a good performing as well as consistent scheme.

**Quartile:** Performance for the period is differentiated in four quartiles. First quartile represents best performing schemes (top 25% schemes), while last or fourth quartile represents relatively worst performing schemes for the period. **If a scheme remains in first or second quartile for all the given periods, then the performance of the scheme is considered as consistent & above average.** For further filtration, risk ratio should be considered.

**Standard Deviation:** Standard Deviation is absolute measure of volatility. It suggests the deviation of returns from its mean.

**Beta:** It is the measure of the volatility of a security or a portfolio as compared to the market as a whole. Beta signifies the risk or volatility relative to the Benchmark Indices. By definition, benchmark index holds Beta of 1. For example - If a fund's Beta is 1.2, it simply means that the fund is 1.2 times more volatile than the benchmark index.

**Sharpe Ratio:** The Sharpe ratio, also known as Reward to Risk Ratio, measures the risk-adjusted performance. It indicates the excess return per unit of risk associated with the excess return.

To calculate Sharpe ratio, risk free rate is subtracted from portfolio returns and dividing the result by the standard deviation of the portfolio returns. **The higher the Sharpe Ratio, the better the performance.** A negative Sharpe indicates that a rational investor would choose risk-less asset over the risky investment under analysis.

**Treynor Ratio:** The Treynor ratio, also known as the Reward to Volatility ratio, measures returns earned in excess of that which could have been earned on a risk-less investment per each unit of market risk. To calculate Treynor ratio, risk free rate is subtracted from portfolio returns and dividing the result by the Beta of the portfolio returns. Treynor ratio is a risk-adjusted measure of return based on systematic risk. It is similar to the Sharpe ratio, but the Treynor ratio uses beta as the measurement of volatility whereas Sharpe ratio uses Standard Deviation. **The higher Treynor Ratio score means better the fund.**

**Alpha:** The excess return of the fund relative to the return of the benchmark index is a fund's alpha. Alpha is the actual return in excess to what was predicted using the CAPM model. Alpha is often considered to represent the value that a portfolio manager adds to or subtracts from a fund's return. **The higher Alpha score means better the fund.**

**Diversification** - A risk management technique that mixes a wide variety of investments within a portfolio. The rationale behind this technique contends that a portfolio of different kinds of investments will, on average, yield higher returns and pose a lower risk than any individual investment found within the portfolio. Diversification strives to smooth out unsystematic risk events in a portfolio so that the positive performance of some investments will neutralize the negative performance of others. Therefore, the benefits of diversification will hold only if the securities in the portfolio are not perfectly correlated (ideally perfectly negatively correlated).

**Risk Adjusted Returns** - We should know that how much risk is involved in producing an investment's return. The return generated in excess of risk is known as Risk Adjusted Return and is generally expressed as a number or rating. Risk-adjusted returns are applied to individual securities and investment funds and portfolios. There are five principal risk measures: Alpha, Beta, R-squared, Standard Deviation and the Sharpe ratio. Each risk measure is unique in how it measures risk.

\*Returns calculated on Absolute basis for less than 1 year period for Equity oriented, ELSS and Balanced schemes. For definitions see page no. 30.

## Large Cap Fund

Scheme Name	CAGR Returns %				Quartile			
	1 Yr	3 Yr	5 Yr	10 Yr	1 Yr	3 Yr	5 Yr	10 Yr
Aditya Birla Sun Life Frontline Equity Fund - Gr *	54.56	12.50	12.29	13.19	2	3	3	2
Axis Bluechip Fund - Gr *	46.08	15.60	16.36	14.34	4	1	1	1
Baroda Large Cap Fund - Gr *	48.32	13.40	12.58	8.20	3	2	3	4
BNP Paribas Large Cap Fund - Gr *	44.96	14.89	12.94	13.99	4	1	2	1
Canara Robeco Bluechip Equity Fund - Gr *	50.87	17.96	16.59	13.67	3	1	1	1
DSP Top 100 Equity Fund Gr *	48.36	11.43	11.42	10.43	3	4	4	4
Edelweiss Large Cap Fund - Gr *	51.14	13.23	13.91	13.16	2	3	1	2
Franklin India Bluechip Fund Gr *	60.08	13.27	11.73	11.67	1	2	4	3
HDFC Top 100 Fund - Gr *	54.89	12.69	12.85	11.42	1	3	2	3
HSBC Large Cap Equity Fund - Gr *	48.56	12.83	13.67	10.86	3	3	2	4
ICICI Prudential Bluechip Fund - Gr *	52.04	13.47	13.75	13.25	2	2	1	1
IDBI India Top 100 Equity Fund - Gr *	54.00	14.73	12.28	N.A.	2	1	3	-
IDFC Large Cap Fund - Regular Gr *	46.98	12.18	13.13	10.69	4	4	2	4
Indiabulls Blue Chip Fund - Gr *	41.92	9.70	11.55	N.A.	4	4	4	-
Invesco India Largecap Fund - Gr *	47.26	12.41	12.57	12.14	4	3	3	2
JM Large Cap Fund - Gr *	34.26	10.95	10.10	9.46	4	4	4	4
Kotak Bluechip Fund - Gr *	56.01	15.82	13.76	12.71	1	1	1	2
L&T India Large Cap Fund - Gr *	49.75	12.93	12.37	11.60	3	3	3	3
LIC MF Large Cap Fund - Gr *	45.88	13.31	12.49	11.09	4	2	3	3
Mahindra Manulife Large Cap Pragati Yojana - Gr *	54.46	N.A.	N.A.	N.A.	2	-	-	-
Mirae Asset Large Cap Fund - Gr *	54.00	15.30	15.90	15.56	2	1	1	1
Navi Large Cap Equity Fund - Gr *	50.80	12.35	12.00	N.A.	3	4	4	-
Nippon India Large Cap Fund - Gr *	58.77	11.96	13.08	13.00	1	4	2	2
PGIM India Large Cap Fund - Gr *	53.28	13.39	12.46	11.84	2	2	3	3
SBI Blue Chip Fund - Gr *	55.17	13.57	12.62	14.39	1	2	2	1
Tata Large Cap Fund - Gr *	56.87	13.37	12.27	11.89	1	2	4	3
Taurus Largecap Equity Fund - Gr *	45.77	10.30	9.20	8.50	4	4	4	4
Union Largecap Fund - Gr *	50.87	12.84	N.A.	N.A.	3	3	-	-
UTI Master Share - Gr *	55.08	14.59	13.72	12.34	1	1	2	2
<b>Average of Large Cap Funds</b>	<b>50.72</b>	<b>13.25</b>	<b>12.87</b>	<b>12.06</b>				
<b>NIFTY 50 TRI</b>	<b>54.58</b>	<b>15.03</b>	<b>15.09</b>	<b>12.15</b>				
<b>S&amp;P BSE 100 TRI</b>	<b>55.96</b>	<b>14.85</b>	<b>15.16</b>	<b>12.47</b>				
<b>Universe</b>	<b>29</b>	<b>28</b>	<b>27</b>	<b>24</b>				

## Large &amp; Mid Cap Fund

Scheme Name	CAGR Returns %				Quartile			
	1 Yr	3 Yr	5 Yr	10 Yr	1 Yr	3 Yr	5 Yr	10 Yr
Aditya Birla Sun Life Equity Advantage Fund - Gr *	65.38	13.64	13.55	14.46	2	3	3	2
Axis Growth Opportunities Fund - Gr *	67.00	N.A.	N.A.	N.A.	2	-	-	-
BOI AXA Large & Mid Cap Equity Fund - Reg Gr *	62.25	12.11	12.72	11.20	3	4	4	4
Canara Robeco Emerging Equities Fund - Gr *	64.91	16.65	17.68	20.13	2	2	1	1
DSP Equity Opportunities Fund - Gr *	62.52	17.15	15.90	14.49	3	1	1	2
Edelweiss Large & Mid Cap Fund - Regular Gr *	64.27	15.92	15.45	13.36	2	2	2	3
Franklin India Equity Advantage Fund - Gr *	76.35	12.79	11.92	13.14	1	4	4	3
HDFC Large and Mid Cap Fund - Gr *	69.46	15.26	13.38	10.39	1	2	3	4
HSBC Large and Mid Cap Equity Fund - Gr *	59.76	N.A.	N.A.	N.A.	3	-	-	-
ICICI Prudential Large & Mid Cap Fund - Gr *	63.85	13.92	12.92	12.92	2	3	4	3
IDFC Core Equity Fund - Regular Plan - Gr *	65.26	12.72	13.85	12.05	2	4	3	4
Invesco India Growth Opportunities Fund - Gr *	52.18	13.70	15.04	13.82	4	3	2	2
Kotak Equity Opportunities Fund - Gr *	55.90	16.93	15.78	14.65	4	1	2	2
L&T Large and Midcap Fund - Gr *	49.76	10.09	11.81	13.04	4	4	4	3
LIC MF Large & Mid Cap Fund - Gr *	54.85	14.60	15.83	N.A.	4	2	1	-
Mahindra Manulife Top 250 Nivesh Yojana - Gr *	64.59	N.A.	N.A.	N.A.	2	-	-	-
Mirae Asset Emerging Bluechip Fund - Gr	69.91	22.50	20.95	22.45	1	1	1	1
Motilal Oswal Large and Mid-Cap Fund - Gr *	60.29	N.A.	N.A.	N.A.	3	-	-	-
Navi Large & Midcap Fund - Gr *	58.04	13.55	13.65	N.A.	3	3	3	4
Nippon India Vision Fund Gr *	63.13	12.82	10.72	10.50	3	4	4	4
Principal Emerging Bluechip Fund - Gr *	67.80	15.60	17.20	18.93	1	2	1	1
SBI Large & Midcap Fund - Gr *	68.42	16.99	15.15	15.28	1	1	2	1
Sundaram Large & Midcap Fund - Gr *	56.90	13.21	15.33	12.71	4	4	2	3
Tata Large & Mid Cap Fund - Gr *	57.33	17.29	14.09	14.22	4	1	3	2
Union Large & Midcap Fund - Gr *	57.34	N.A.	N.A.	N.A.	4	-	-	-
UTI Core Equity Fund - Gr *	73.04	13.98	12.56	12.15	1	3	4	4
<b>Average of Large &amp; Mid Cap Funds</b>	<b>62.71</b>	<b>14.83</b>	<b>14.55</b>	<b>14.20</b>				
<b>NIFTY 100 TRI</b>	<b>54.02</b>	<b>14.58</b>	<b>15.09</b>	<b>12.56</b>				
<b>S&amp;P BSE 200 TRI</b>	<b>58.77</b>	<b>15.43</b>	<b>15.64</b>	<b>12.96</b>				
<b>Universe</b>	<b>26</b>	<b>21</b>	<b>21</b>	<b>19</b>				

## Multi Cap Fund

Scheme Name	CAGR Returns %				Quartile			
	1 Yr	3 Yr	5 Yr	10 Yr	1 Yr	3 Yr	5 Yr	10 Yr
Aditya Birla Sun Life Flexi Cap Fund - Gr *	63.51	14.60	15.45	15.26	2	2	2	1
Axis Flexi Cap Fund - Gr *	48.51	16.13	N.A.	N.A.	4	2	-	-
Baroda Multi Cap Fund - Gr Plan *	65.52	14.96	13.15	11.03	2	2	3	4
BNP Paribas Multi Cap Fund - Gr *	57.08	14.85	13.77	14.19	3	2	3	2
BOI AXA Flexi Cap Fund - Gr *	74.50	N.A.	N.A.	N.A.	1	-	-	-
Canara Robeco Flexi Cap Fund - Gr *	55.02	17.60	17.03	13.73	3	1	1	3
DSP Flexi Cap Fund - Reg. Plan - Gr *	60.29	18.63	17.15	13.92	3	1	1	2
Edelweiss Flexi Cap Fund - Gr *	61.42	13.65	15.36	N.A.	2	3	2	-
Franklin India Flexi Cap Fund - Gr *	65.69	13.70	12.50	14.24	2	3	3	2
HDFC Flexi Cap Fund - Gr *	66.01	14.45	13.90	12.18	1	2	3	4
HSBC Flexi Cap Fund - Gr *	56.63	11.39	11.78	12.82	3	4	4	3
ICICI Prudential Multicap Fund - Gr *	63.18	13.66	12.87	13.58	2	3	3	3
IDBI Flexi Cap Fund - Gr *	52.83	12.36	11.61	N.A.	3	4	4	-
IDFC Flexi Cap Fund - Regular Gr *	52.31	9.57	10.44	14.12	3	4	4	2
Invesco India Multicap Fund - Gr *	68.33	14.76	14.42	17.12	1	2	2	1
ITI Multi Cap Fund - Gr *	54.11	N.A.	N.A.	N.A.	3	-	-	-
JM Flexicap Fund - Gr *	52.20	14.35	16.06	13.02	3	3	2	3
Kotak Flexicap Fund - Gr *	50.19	13.97	14.53	15.29	4	3	2	1
L&T Flexicap Fund - Gr *	51.30	10.52	11.85	11.95	4	4	4	4
LIC MF Flexi Cap Fund - Gr *	40.32	12.75	9.72	8.95	4	4	4	4
Mahindra Manulife Multi Cap Badhat Yojana - Gr *	71.06	19.83	N.A.	N.A.	1	1	-	-
Motilal Oswal Flexi Cap Fund - Gr *	44.65	8.76	12.74	N.A.	4	4	3	-
Navi Flexi Cap Fund - Gr *	50.66	N.A.	N.A.	N.A.	4	-	-	-
Nippon India Multi Cap Fund - Gr *	71.92	12.65	11.60	13.05	1	4	4	3
Parag Parikh Flexi Cap Fund - Reg Gr *	61.56	21.75	19.96	N.A.	2	1	1	-
PGIM India Flexi Cap Fund - Gr *	76.20	21.73	18.25	N.A.	1	1	1	-
Principal Multi Cap Growth Fund - Gr *	63.62	13.64	15.47	15.13	2	3	2	2
Quant Active Fund - G *	97.06	27.04	21.90	17.50	1	1	1	1
SBI Flexicap Fund - Gr *	59.43	14.35	14.05	14.75	3	3	3	2
Shriram Flexi Cap Fund - Gr	39.46	N.A.	N.A.	N.A.	4	-	-	-
Sundaram Equity Fund - Gr *	61.01	N.A.	N.A.	N.A.	2	-	-	-
Tata Flexi Cap Fund - Gr *	44.93	N.A.	N.A.	N.A.	4	-	-	-
Taurus Flexi Cap Fund - Gr *	46.53	7.71	8.72	8.91	4	4	4	4
Union Flexi Cap Fund - Gr *	62.57	17.04	14.56	11.44	2	2	2	4
UTI Flexi Cap Fund - Gr *	69.58	18.70	17.19	15.40	1	1	1	1
<b>Average of Flexi Cap Funds</b>	<b>59.41</b>	<b>15.00</b>	<b>14.30</b>	<b>13.53</b>				
<b>NIFTY 500 TRI</b>	<b>60.77</b>	<b>15.03</b>	<b>15.41</b>	<b>12.82</b>				
<b>Universe</b>	<b>35</b>	<b>29</b>	<b>27</b>	<b>22</b>				

## Mid Cap Fund

Scheme Name	CAGR Returns %				Quartile			
	1 Yr	3 Yr	5 Yr	10 Yr	1 Yr	3 Yr	5 Yr	10 Yr
Aditya Birla Sun Life Midcap Fund - Gr *	72.87	10.66	11.72	14.10	3	4	4	4
Axis MidCap Fund - Gr *	62.16	21.42	19.05	19.23	4	1	1	1
Baroda Mid-cap Fund - Gr *	74.02	16.37	15.69	5.55	2	3	2	4
BNP Paribas Midcap Fund - Gr *	75.28	19.05	14.84	18.47	2	1	3	1
DSP Midcap Fund - Reg Gr *	60.26	17.69	16.11	17.07	4	2	2	3
Edelweiss Mid Cap Fund - Regular Gr *	87.51	18.47	17.71	19.11	1	2	1	1
Franklin India Prima Fund Gr *	67.75	14.06	13.56	17.58	3	4	4	3
HDFC Mid Cap Opportunities Fund - Gr *	73.24	14.64	15.29	17.69	2	3	3	2
ICICI Prudential MidCap Fund - Gr *	86.78	15.75	15.29	16.50	1	3	3	4
IDBI Midcap Fund - Gr *	64.50	12.28	N.A.	N.A.	4	4	-	-
Invesco India Midcap Fund - Gr *	65.89	18.68	16.77	17.98	3	2	2	2
Kotak Emerging Equity Fund - Gr *	83.55	19.72	17.46	19.29	1	1	1	1
L&T Midcap Fund - Gr *	60.76	12.23	15.31	17.26	4	4	3	3
Mahindra Manulife Mid Cap Unnati Yojana - Gr *	73.23	18.57	N.A.	N.A.	3	2	-	-
Mirae Asset Midcap Fund - Gr *	87.65	N.A.	N.A.	N.A.	1	-	-	-
Motilal Oswal Midcap 30 Fund - Gr *	62.85	12.04	10.88	N.A.	4	4	4	-
Nippon India Growth Fund - Gr *	77.19	18.41	16.33	14.60	2	2	2	4
PGIM India Midcap Opportunities Fund - Gr *	100.00	23.84	18.88	N.A.	1	1	1	-
Principal Midcap Fund - Gr *	71.35	N.A.	N.A.	N.A.	3	-	-	-
SBI Magnum MidCap Fund - Gr *	82.49	18.41	12.59	18.25	2	2	4	2
Sundaram Mid Cap Fund - Gr *	64.03	9.26	11.28	15.19	4	4	4	4
Tata Mid Cap Growth Fund - Gr *	69.59	19.60	16.16	17.60	3	1	2	2
Taurus Discovery (Midcap) Fund - Gr *	64.28	15.91	16.94	16.89	4	3	1	3
Union Midcap Fund - Gr *	88.01	N.A.	N.A.	N.A.	1	-	-	-
UTI Mid Cap Fund - Gr *	78.01	16.69	14.18	17.93	2	3	3	2
<b>Average of Mid Cap Funds</b>	<b>74.13</b>	<b>16.53</b>	<b>15.30</b>	<b>16.68</b>				
<b>NIFTY MIDCAP 100 TRI</b>	<b>84.97</b>	<b>15.16</b>	<b>15.51</b>	<b>14.32</b>				
<b>Universe</b>	<b>25</b>	<b>22</b>	<b>20</b>	<b>18</b>				

## Small Cap Fund

Scheme Name	CAGR Returns %				Quartile			
	1 Yr	3 Yr	5 Yr	10 Yr	1 Yr	3 Yr	5 Yr	10 Yr
Aditya Birla Sun Life Small Cap Fund - Gr *	103.77	9.44	12.24	15.39	2	4	4	4
Axis Small Cap Fund - Gr *	86.96	25.66	19.77	N.A.	4	1	1	-
BOI AXA Small Cap Fund - Gr *	114.67	N.A.	N.A.	N.A.	1	-	-	-
Canara Robeco Small Cap Fund - Gr *	105.56	N.A.	N.A.	N.A.	2	-	-	-
DSP Small Cap Fund - Gr *	93.28	18.27	14.57	19.92	4	2	3	2
Edelweiss Small Cap Fund - Gr *	105.82	N.A.	N.A.	N.A.	2	-	-	-
Franklin India Smaller Companies Fund - Gr *	96.51	10.89	12.02	18.36	3	4	4	2
HDFC Small Cap Fund - Gr *	106.63	15.14	18.54	16.20	1	3	2	3
HSBC Small Cap Equity Fund - Gr *	96.16	12.77	12.43	14.47	3	4	4	4
ICICI Prudential Smallcap Fund - Gr *	106.79	20.36	16.29	15.04	1	2	3	4
IDBI Small Cap Fund - Gr *	92.31	12.85	N.A.	N.A.	4	4	-	-
IDFC Emerging Businesses Fund - Gr *	100.30	N.A.	N.A.	N.A.	3	-	-	-
Invesco India Smallcap Fund - Gr *	88.73	N.A.	N.A.	N.A.	4	-	-	-
ITI Small Cap Fund - Gr *	83.63	N.A.	N.A.	N.A.	4	-	-	-
Kotak Smallcap Fund - Gr *	119.51	23.92	19.48	18.65	1	1	2	2
L&T Emerging Businesses Fund - Gr *	101.85	13.38	18.01	N.A.	2	3	2	-
Nippon India Small Cap Fund - Gr *	108.52	20.29	21.14	22.13	1	2	1	1
Principal Small Cap Fund - Gr *	101.33	N.A.	N.A.	N.A.	2	-	-	-
SBI Small Cap Fund - Gr	89.15	21.70	21.93	22.99	4	1	1	1
Sundaram Small Cap Fund - Gr *	101.09	13.11	11.80	15.50	3	3	4	3
Tata Small Cap Fund - Gr *	98.97	N.A.	N.A.	N.A.	3	-	-	-
Union Small Cap Fund - Gr *	102.23	20.20	15.13	N.A.	2	2	3	-
<b>Average of Small Cap Funds</b>	<b>100.17</b>	<b>17.00</b>	<b>16.41</b>	<b>17.87</b>				
<b>S&amp;P BSE SMALL CAP TRI</b>	<b>105.38</b>	<b>17.51</b>	<b>17.44</b>	<b>13.25</b>				
<b>Universe</b>	<b>22</b>	<b>14</b>	<b>13</b>	<b>10</b>				

## Focused Fund

Scheme Name	CAGR Returns %				Quartile			
	1 Yr	3 Yr	5 Yr	10 Yr	1 Yr	3 Yr	5 Yr	10 Yr
Aditya Birla Sun Life Focused Equity Fund - Gr *	51.67	13.70	12.92	13.61	3	3	4	2
Axis Focused 25 Fund - Gr *	52.43	14.54	17.45	N.A.	3	2	1	-
BNP Paribas Focused 25 Equity Fund - Gr *	44.93	11.27	N.A.	N.A.	4	3	-	-
DSP Focus Fund - Gr *	51.35	13.64	12.60	11.67	3	3	4	3
Franklin India Focused Equity Fund - Gr *	63.84	16.08	14.07	16.29	1	1	2	2
HDFC Focused 30 Fund - Gr *	54.07	8.65	9.44	9.08	2	4	4	4
ICICI Prudential Focused Equity Fund - Retail Gr *	53.59	14.35	12.99	12.14	2	2	3	3
IDBI Focused 30 Equity Fund - Gr *	46.34	10.74	N.A.	N.A.	4	4	-	-
IDFC Focused Equity Fund - Regular Gr *	46.52	8.06	13.61	9.75	4	4	3	4
IIFL Focused Equity Fund - Gr *	61.70	22.03	18.48	N.A.	1	1	1	-
JM Core 11 Fund - Series 1 - Gr *	38.44	7.31	11.24	10.62	4	4	4	4
Kotak Focused Equity Fund - Gr *	54.96	N.A.	N.A.	N.A.	2	-	-	-
L&T Focused Equity Fund - Gr *	48.68	N.A.	N.A.	N.A.	3	-	-	-
Mirae Asset Focused Fund - Gr *	65.23	N.A.	N.A.	N.A.	1	-	-	-
Motilal Oswal Focused 25 Fund - Gr *	46.23	13.92	14.70	N.A.	4	2	2	-
Nippon India Focused Equity Fund - Gr *	72.16	15.14	14.04	16.44	1	2	3	1
Principal Focused Multicap Fund - Gr *	58.57	18.18	16.06	13.38	2	1	2	2
SBI Focused Equity Fund - Regular Plan - Gr *	53.57	17.13	16.56	17.16	3	1	1	1
Sundaram Select Focus Fund - Gr *	46.40	13.20	14.48	11.06	4	3	2	3
Tata Focused Equity Fund - Gr *	60.01	N.A.	N.A.	N.A.	1	-	-	-
Union Focused Fund - Gr *	58.34	N.A.	N.A.	N.A.	2	-	-	-
<b>Average of Focused Funds</b>	<b>53.76</b>	<b>13.62</b>	<b>14.19</b>	<b>12.84</b>				
<b>NIFTY 50 TRI</b>	<b>54.58</b>	<b>15.03</b>	<b>15.09</b>	<b>12.15</b>				
<b>S&amp;P BSE SENSEX TRI</b>	<b>52.38</b>	<b>15.35</b>	<b>15.59</b>	<b>12.32</b>				
<b>Universe</b>	<b>21</b>	<b>16</b>	<b>14</b>	<b>11</b>				

## Value Fund

Scheme Name	CAGR Returns %				Quartile			
	1 Yr	3 Yr	5 Yr	10 Yr	1 Yr	3 Yr	5 Yr	10 Yr
Aditya Birla Sun Life Pure Value Fund - Gr *	72.28	6.31	10.08	14.79	1	4	4	2
HDFC Capital Builder Value Fund - Gr *	61.91	10.11	12.91	13.13	2	3	3	4
ICICI Prudential Value Discovery Fund Gr *	61.07	14.54	12.20	16.00	3	1	4	1
IDBI Long Term Value Fund - Gr *	57.82	N.A.	N.A.	N.A.	4	-	-	-
IDFC Sterling Value Fund - Regular Gr *	100.37	12.40	15.84	15.07	1	2	1	2
Indiabulls Value Fund - Gr *	52.32	7.69	8.93	N.A.	4	4	4	-
JM Value Fund - Gr Option *	61.88	14.05	15.27	13.51	3	2	1	3
L&T India Value Fund - Gr *	66.14	13.38	14.01	16.75	2	2	2	1
Nippon India Value Fund - Gr *	70.54	15.49	14.97	13.68	2	1	2	3
Quantum Long Term Equity Value Fund - Reg Gr *	63.35	11.11	N.A.	N.A.	2	3	-	-
Tata Equity P/E Fund Gr *	45.66	9.03	13.30	14.08	4	4	3	2
Templeton India Value Fund - Gr *	83.02	11.97	13.12	11.73	1	3	3	4
Union Value Discovery Fund - Gr *	55.38	N.A.	N.A.	N.A.	4	-	-	-
UTI Value Opportunities Fund - Gr *	60.50	15.44	13.98	12.74	3	1	2	4
<b>Average of Value Funds</b>	<b>65.16</b>	<b>11.79</b>	<b>13.15</b>	<b>14.15</b>				
<b>NIFTY 500 TRI</b>	<b>60.77</b>	<b>15.03</b>	<b>15.41</b>	<b>12.82</b>				
<b>Universe</b>	<b>14</b>	<b>12</b>	<b>11</b>	<b>10</b>				

## Contra Fund

Scheme Name	CAGR Returns %				Quartile			
	1 Yr	3 Yr	5 Yr	10 Yr	1 Yr	3 Yr	5 Yr	10 Yr
Invesco India Contra Fund - Gr *	55.97	15.03	16.69	15.82	4	3	2	2
Kotak India EQ Contra Fund - Gr *	59.52	14.99	16.23	13.95	3	4	3	3
SBI Contra Fund - Regular Gr *	89.10	16.84	13.99	12.08	2	2	4	4
<b>Average of Contra Funds</b>	<b>68.20</b>	<b>15.62</b>	<b>15.64</b>	<b>13.95</b>				
<b>NIFTY 500 TRI</b>	<b>60.77</b>	<b>15.03</b>	<b>15.41</b>	<b>12.82</b>				
<b>Universe</b>	<b>3</b>	<b>3</b>	<b>3</b>	<b>3</b>				

## Dividend Yield Fund

Scheme Name	CAGR Returns %				Quartile			
	1 Yr	3 Yr	5 Yr	10 Yr	1 Yr	3 Yr	5 Yr	10 Yr
Aditya Birla Sun Life Dividend Yield Fund - Gr *	59.35	12.19	11.12	10.49	2	4	4	4
ICICI Prudential Dividend Yield Equity Fund - Gr *	67.55	10.77	12.11	N.A.	2	4	4	-
IDBI Dividend Yield Fund - Gr *	50.98	N.A.	N.A.	N.A.	4	-	-	-
Principal Dividend Yield Fund - Gr *	56.29	14.90	16.77	13.00	4	3	1	2
Templeton India Equity Income Fund - Gr *	80.24	16.69	16.43	13.57	1	1	2	1
UTI Dividend Yield Fund. - Gr *	59.23	15.64	14.58	11.44	3	2	3	3
<b>Average of Dividend Yield Funds</b>	<b>62.27</b>	<b>14.04</b>	<b>14.20</b>	<b>12.13</b>				
<b>Universe</b>	<b>6</b>	<b>5</b>	<b>5</b>	<b>4</b>				

## ELSS

Scheme Name	CAGR Returns %				Quartile			
	1 Yr	3 Yr	5 Yr	10 Yr	1 Yr	3 Yr	5 Yr	10 Yr
Aditya Birla Sun Life Tax Relief 96 Fund - Gr *	35.45	8.62	12.06	13.77	4	4	4	3
Axis Long Term Equity Fund - Gr *	53.58	15.69	16.16	17.86	4	2	1	1
Baroda ELSS 96 - Plan A Gr *	60.84	11.66	11.54	N.A.	2	3	4	-
BNP Paribas Long Term Equity Fund - Gr *	47.52	14.84	12.63	14.44	4	2	3	2
BOI AXA Tax Advantage Fund - Regular Gr *	74.92	18.94	18.95	15.06	1	1	1	1
Canara Robeco Equity Tax Saver Fund - Gr *	65.10	20.36	17.71	14.73	1	1	1	2
DSP Tax Saver Fund - Gr *	64.94	18.63	16.37	15.88	1	1	1	1
Edelweiss Long Term Equity Fund (Tax Savings) - Gr *	54.63	11.81	12.16	12.47	3	3	3	4
Franklin India Taxshield Gr *	67.49	12.40	11.76	13.90	1	3	4	2
HDFC Tax saver - Gr *	51.98	9.21	10.79	10.60	4	4	4	4
HSBC Tax Saver Equity Fund - Gr *	54.63	11.72	12.33	13.24	3	3	3	3
ICICI Prudential Long Term Equity Fund - Regular Gr *	56.70	13.83	12.84	13.95	3	2	3	2
IDBI Equity Advantage Fund - Gr *	40.05	8.79	10.51	N.A.	4	4	4	-
IDFC Tax Advantage (ELSS) Fund - Regular Gr *	83.30	15.25	16.76	15.92	1	2	1	1
Indiabulls Tax Savings Fund - Gr *	43.73	9.37	N.A.	N.A.	4	4	-	-
Invesco India Tax Plan - Gr *	55.57	14.43	15.31	15.20	3	2	2	1
ITI Long Term Equity Fund - Gr *	57.45	N.A.	N.A.	N.A.	2	-	-	-
JM Tax Gain Fund - Gr Option *	59.86	15.82	16.51	13.89	2	1	1	2
Kotak Tax Saver - Gr *	58.37	17.26	15.49	13.48	2	1	2	3
L&T Tax Advantage Fund - Gr *	53.99	10.24	12.84	12.71	3	4	3	3
LIC MF Tax Plan Gr *	51.13	12.33	12.92	11.85	4	3	3	4
Mahindra Manulife ELSS Kar Bachat Yojana - Gr *	63.84	13.80	N.A.	N.A.	1	2	-	-
Mirae Asset Tax Saver Fund - Gr *	68.15	20.49	21.01	N.A.	1	1	1	-
Motilal Oswal Long Term Equity Fund - Gr *	56.67	11.62	15.79	N.A.	3	3	2	-
Navi Long Term Advantage Fund - Gr *	44.89	10.33	11.42	N.A.	4	4	4	-
Nippon India Tax Saver Fund - Gr *	64.44	7.64	7.74	12.43	1	4	4	4
Parag Parikh Tax Saver Fund - Gr *	56.52	N.A.	N.A.	N.A.	3	-	-	-
PGIM India Long Term Equity Fund - Gr *	61.84	14.64	14.66	N.A.	2	2	2	-
Principal Tax Savings Fund *	59.03	12.60	14.73	14.92	2	3	2	2
Quantum Tax Saving Fund - Regular plan - Gr *	62.42	11.17	N.A.	N.A.	1	4	-	-
SBI Long Term Equity Fund - Gr *	58.58	14.48	12.22	13.05	2	2	3	3
Shriram Long Term Equity Fund - Gr	36.76	N.A.	N.A.	N.A.	4	-	-	-
Sundaram Diversified Equity - A Long-term Tax Saver Fund-Gr*	56.43	9.43	10.97	12.01	3	4	4	4
Tata India Tax Savings Fund Regular Plan - Gr *	53.82	13.79	13.79	N.A.	3	2	2	-
Taurus Tax Shield - Gr *	47.69	11.31	13.81	11.57	4	3	2	4
Union Long Term Equity Fund - Gr *	60.47	16.72	13.31	N.A.	2	1	3	-
UTI Long Term Equity Fund (Tax Saving) - Gr *	59.82	15.90	13.95	12.56	2	1	2	3
<b>Average of ELSS</b>	<b>56.83</b>	<b>13.39</b>	<b>13.84</b>	<b>13.72</b>				
<b>NIFTY 500 TRI</b>	<b>60.77</b>	<b>15.03</b>	<b>15.41</b>	<b>12.82</b>				
<b>S&amp;P BSE 200 TRI</b>	<b>58.77</b>	<b>15.43</b>	<b>15.64</b>	<b>12.96</b>				
<b>Universe</b>	<b>37</b>	<b>34</b>	<b>31</b>	<b>23</b>				

## Sectoral Fund

Scheme Name		CAGR Returns %				Quartile			
		6M	1 Yr	3 Yr	5 Yr	6M	1 Yr	3 Yr	5 Yr
Banking Funds	Aditya Birla Sun Life Banking And Financial Services Fund - Regular Gr *	12.74	67.94	9.35	13.09	1	1	3	3
	Baroda Banking and Financial Services Fund - Gr *	7.05	52.20	9.40	11.83	4	3	3	4
	ICICI Prudential Banking and Financial Services Fund - Gr *	21.01	70.87	11.77	14.65	1	1	1	2
	IDBI Banking & Financial Services Fund - Gr *	9.55	52.60	7.96	N.A.	3	3	4	-
	Invesco India Financial Services Fund - Gr *	11.96	54.16	11.49	15.30	2	3	2	2
	LIC MF Banking & Financial Services Fund - Gr *	8.49	49.97	7.34	7.35	4	4	4	4
	Nippon India Banking Fund - Gr *	25.67	76.40	8.25	13.01	1	1	3	3
	SBI Banking & Financial Services Fund - Gr *	12.33	59.58	14.72	17.02	2	2	1	1
	Sundaram Financial Services Opportunities Fund - Gr *	11.72	58.94	12.86	13.88	3	2	1	3
	Tata Banking & Financial Services Fund - Gr *	10.35	50.82	11.65	15.74	3	4	2	1
Taurus Banking & Financial Services Fund - Gr *	7.18	50.30	11.56	13.90	4	4	2	2	
UTI Banking and Financial Services Fund - Gr *	12.55	61.73	5.39	9.48	2	2	4	4	
<b>Average of Banking Funds</b>		<b>12.55</b>	<b>58.79</b>	<b>10.15</b>	<b>13.20</b>				
Technology Funds	Aditya Birla Sun Life Digital India Fund - Gr *	30.60	111.36	32.20	25.40	1	3	2	2
	Franklin India Technology Fund - Gr *	16.78	77.54	25.79	21.63	4	4	4	4
	ICICI Prudential Technology Gr *	29.98	134.01	32.79	25.56	2	1	1	1
	SBI Technology Opportunities Fund - Regular Plan - Gr *	28.44	95.06	27.57	22.80	4	4	4	4
	Tata Digital India Fund - Gr *	29.77	114.94	29.50	24.52	3	2	3	3
<b>Average of Technology Funds</b>		<b>27.11</b>	<b>106.58</b>	<b>29.57</b>	<b>23.98</b>				
Pharma Funds	Aditya Birla Sun Life Pharma & Healthcare Fund - Gr *	13.22	50.00	N.A.	N.A.	3	4	-	-
	DSP Healthcare Fund - Gr *	11.62	58.95	N.A.	N.A.	4	2	-	-
	ICICI Prudential Pharma Healthcare And Diagnostics (PH.D) Fund - Gr *	14.77	56.27	N.A.	N.A.	3	3	-	-
	IDBI Healthcare Fund - Gr *	12.99	47.33	N.A.	N.A.	4	4	-	-
	Mirae Asset Healthcare Fund - Gr *	17.23	60.12	N.A.	N.A.	1	1	-	-
	Nippon India Pharma Fund - Gr *	19.79	61.84	28.79	17.60	1	1	2	2
	SBI Healthcare Opportunities Fund - Regular Plan - Gr *	16.22	59.02	26.35	10.98	2	2	3	4
UTI Healthcare Fund - Gr *	15.17	57.74	26.00	12.76	2	3	4	3	
<b>Average of Pharma Funds</b>		<b>15.13</b>	<b>56.41</b>	<b>27.05</b>	<b>13.78</b>				
FMCG/Consumption Funds	BNP Paribas India Consumption Fund - Gr *	14.91	42.71	N.A.	N.A.	2	3	-	-
	ICICI Prudential Bharat Consumption Fund - Gr *	8.86	33.68	N.A.	N.A.	4	4	-	-
	ICICI Prudential FMCG Fund-Gr *	7.62	25.73	9.79	11.22	4	4	4	4
	Mahindra Manulife Rural Bharat and Consumption Yojana - Gr	16.28	44.63	N.A.	N.A.	1	2	-	-
	SBI Consumption Opportunities Fund - Regular Plan - Gr *	14.74	63.41	9.92	13.41	3	1	2	2
<b>Average of FMCG Funds</b>		<b>12.48</b>	<b>42.03</b>	<b>9.86</b>	<b>12.32</b>				

## Thematic - Infrastructure Fund

Scheme Name	CAGR Returns %				Quartile				
	1 Yr	3 Yr	5 Yr	10 Yr	1 Yr	3 Yr	5 Yr	10 Yr	
Aditya Birla Sun Life Infrastructure Fund - Gr *	76.72	11.93	11.00	10.88	1	4	4	2	
Canara Robeco Infrastructure - Gr *	64.02	12.77	10.67	11.13	3	2	4	2	
DSP T.I.G.E.R. Fund - Gr *	76.90	13.71	12.74	11.19	1	2	2	2	
Franklin Build India Fund - Gr *	70.43	13.76	13.03	17.21	2	1	1	1	
HDFC Infrastructure Fund - Gr *	72.50	3.29	3.04	4.64	2	4	4	4	
HSBC Infrastructure Equity Fund - Gr *	82.23	3.87	6.16	6.88	1	4	4	4	
ICICI Prudential Infrastructure Fund - Gr *	74.99	12.92	11.35	9.19	2	2	3	3	
IDFC Infrastructure Fund - Regular Gr *	87.39	10.80	14.31	7.94	1	4	1	4	
Invesco India Infrastructure Fund - Gr *	62.82	18.24	15.71	12.63	4	1	1	1	
Kotak Infrastructure and Economic Reform Fund Gr *	68.03	12.51	11.01	11.70	3	3	3	1	
L&T Infrastructure Fund - Gr *	63.39	8.26	12.89	11.59	3	4	2	1	
LIC MF Infrastructure Fund - Gr *	59.83	12.41	10.15	7.80	4	3	4	4	
SBI Infrastructure Fund - Regular Plan - Gr *	60.59	14.64	11.47	9.23	4	1	3	3	
Sundaram Infrastructure Advantage Fund - Gr *	69.23	12.03	11.65	7.43	3	3	2	4	
Tata Infrastructure Fund - Gr *	73.81	14.21	12.20	9.52	2	1	2	3	
Taurus Infrastructure Fund - Gr *	59.82	12.77	14.69	10.71	4	2	1	2	
UTI Infrastructure Fund - Gr *	60.22	12.12	11.02	8.41	4	3	3	3	
<b>Average of Infrastructure Funds</b>		<b>69.58</b>	<b>11.78</b>	<b>11.36</b>	<b>9.89</b>				
<b>Universe</b>		<b>17</b>	<b>17</b>	<b>17</b>	<b>17</b>				

## Thematic - Other Fund

Scheme Name	CAGR Returns %				Quartile			
	1 Yr	3 Yr	5 Yr	10 Yr	1 Yr	3 Yr	5 Yr	10 Yr
Aditya Birla Sun Life India GenNext Fund - Gr *	50.67	15.16	15.80	16.65	4	2	2	1
Aditya Birla Sun Life Manufacturing Equity Fund-Regular Gr*	55.27	12.79	13.49	N.A.	2	3	2	-
Aditya Birla Sun Life MNC Fund Gr *	31.07	8.59	9.79	15.86	4	4	4	2
Aditya Birla Sun Life PSU Equity Fund - Gr *	53.68	N.A.	N.A.	N.A.	3	-	-	-
Canara Robeco Consumer Trends Fund - Regular Gr *	53.65	16.77	17.19	15.59	3	2	1	2
DSP Natural Resources and New Energy Fund - Gr *	93.26	16.94	19.65	13.32	1	1	1	3
DSP Quant Fund - Gr *	51.18	N.A.	N.A.	N.A.	3	-	-	-
Franklin India Opportunities Fund-Gr *	68.95	14.54	13.03	13.27	1	2	3	3
ICICI Prudential Commodities Fund - Gr *	146.49	N.A.	N.A.	N.A.	1	-	-	-
ICICI Prudential Exports and Services Fund - Gr *	57.76	12.09	11.41	16.50	2	3	3	1
ICICI Prudential India Opportunities Fund - Gr *	70.07	N.A.	N.A.	N.A.	1	-	-	-
ICICI Prudential Manufacture in India Fund - Gr *	67.28	N.A.	N.A.	N.A.	2	-	-	-
ICICI Prudential MNC Fund - Gr *	70.02	N.A.	N.A.	N.A.	1	-	-	-
Invesco India PSU Equity Fund - Gr *	38.13	13.71	11.81	8.85	4	2	3	4
Kotak Pioneer Fund - Gr *	75.91	N.A.	N.A.	N.A.	1	-	-	-
L&T Business Cycles Fund - Gr *	60.91	10.17	10.80	N.A.	2	3	4	-
Nippon India Consumption Fund - Gr *	52.96	17.37	11.24	13.63	3	1	4	2
Nippon India Power & Infra Fund - Gr *	62.64	10.84	12.39	7.02	2	3	3	4
Nippon India Quant Fund - Gr *	51.94	13.46	13.47	10.24	3	3	2	4
SBI Equity Minimum Variance Fund - Gr *	52.18	N.A.	N.A.	N.A.	3	-	-	-
SBI Magnum COMMA Fund - Gr *	86.18	21.58	19.32	10.51	1	1	1	4
SBI Magnum Global Fund - Gr *	51.99	15.66	13.38	16.29	3	2	2	1
SBI PSU Fund - Gr *	46.87	6.82	6.05	2.50	4	4	4	4
Sundaram Rural & Consumption Fund - Gr *	43.16	9.04	11.47	13.38	4	4	3	3
Sundaram Services Fund - Gr *	65.19	N.A.	N.A.	N.A.	2	-	-	-
Tata Ethical Fund - Gr *	63.86	17.43	14.08	14.29	2	1	2	2
Tata India Consumer Fund - Gr *	42.88	9.18	17.49	N.A.	4	4	1	-
Tata Quant Fund - Gr *	36.95	N.A.	N.A.	N.A.	4	-	-	-
Tata Resources & Energy Fund - Gr *	77.59	23.64	17.78	N.A.	1	1	1	-
Taurus Ethical Fund - Gr *	54.39	16.83	14.82	13.06	3	2	2	3
UTI India Consumer Fund - Gr *	39.08	10.07	11.63	10.94	4	3	3	3
UTI MNC Fund - Gr *	32.07	8.34	10.40	14.86	4	4	4	2
UTI Transportation and Logistics Fund- Gr *	60.53	1.91	6.46	16.39	2	4	4	1
<b>Average of Thematic Funds</b>	<b>59.54</b>	<b>13.17</b>	<b>13.17</b>	<b>12.80</b>				
<b>Universe</b>	<b>33</b>	<b>23</b>	<b>23</b>	<b>19</b>				

## Thematic - International Fund

Scheme Name	CAGR Returns %				Quartile			
	1 Yr	2 Yr	3 Yr	5 Yr	1 Yr	2 Yr	3 Yr	5 Yr
Aditya Birla Sun Life Commodity Equities Fund-Global Agri Plan-Gr*	56.80	14.92	10.36	9.15	1	4	4	4
Aditya Birla Sun Life International Equity Fund - A - Gr *	30.97	19.82	15.72	14.86	4	2	2	2
Franklin Asian Equity Fund - Gr *	33.56	19.75	13.24	14.41	3	3	3	3
ICICI Prudential US Bluechip Equity Fund - Gr *	37.01	28.60	21.99	19.08	2	1	1	2
Nippon India Japan Equity Fund - Gr *	22.69	15.55	10.95	11.23	4	4	4	4
Nippon India Us Equity Opportunities Fund - Gr *	35.36	25.77	21.91	20.25	2	2	2	1
<b>Average of Thematic International Funds</b>	<b>36.07</b>	<b>20.74</b>	<b>15.70</b>	<b>14.83</b>				
<b>Universe</b>	<b>6</b>	<b>6</b>	<b>6</b>	<b>6</b>				

## FoF - International Fund

Scheme Name	CAGR Returns %				Quartile			
	1 Yr	2 Yr	3 Yr	5 Yr	1 Yr	2 Yr	3 Yr	5 Yr
Aditya Birla Sun Life Global Emerging Opportunities Fund-Gr*	38.87	27.89	15.36	12.50	2	1	2	3
Aditya Birla Sun Life Global Real Estate Fund - Gr *	30.90	8.82	7.40	3.68	4	4	4	4
DSP Global Allocation Fund - Gr *	24.27	19.03	13.46	10.54	4	3	3	3
DSP US Flexible Equity Fund - Gr *	42.01	27.26	19.08	18.54	1	1	1	1
DSP World Agriculture Fund - Gr *	37.21	22.14	14.55	11.65	3	2	2	3
DSP World Energy Fund - Gr *	46.12	12.14	4.46	5.95	1	4	4	4
DSP World Gold Fund - Gr *	-6.89	18.07	15.96	2.38	4	3	1	4
DSP World Mining Fund - Regular Gr *	57.58	30.16	19.52	17.59	1	1	1	1
Edelweiss ASEAN Equity Off-shore - Gr *	19.12	2.82	5.43	6.58	4	4	4	4
Edelweiss Emerging Markets Opportunities Equity Offshore Fund-Gr*	36.14	19.37	14.42	15.53	3	2	2	2
Edelweiss Europe Dynamic Equity Offshore Fund - Gr *	38.22	18.97	10.50	10.86	2	3	4	3
Edelweiss Greater China Equity Off-shore Fund - Reg Gr *	47.17	45.34	26.41	25.55	1	1	1	1
Edelweiss US Value Equity Off-shore Fund- Reg Gr *	41.70	19.36	14.43	12.97	2	3	2	2
Franklin India Feeder - Franklin European Growth Fund-Gr*	24.10	2.08	-1.16	2.66	4	4	4	4
Franklin India Feeder - Franklin U.S. Opportunities Fund-Gr*	35.65	33.37	25.60	23.92	3	1	1	1
HSBC Asia Pacific Div Yield Fund - Gr *	31.77	16.09	11.70	13.41	3	3	3	2
HSBC Brazil Fund - Gr *	30.05	-4.91	7.43	5.54	4	4	4	4
HSBC Global Emerging Markets Fund - Gr *	39.95	22.89	14.62	14.68	2	2	2	2

## FoF - International Fund

Scheme Name	CAGR Returns %				Quartile			
	1 Yr	2 Yr	3 Yr	5 Yr	1 Yr	2 Yr	3 Yr	5 Yr
ICICI Prudential Global Stable Equity Fund - Gr (FOF) *	28.36	15.76	12.15	8.93	4	4	3	4
Invesco India Feeder - Invesco Global Equity Income Fund-Gr*	38.39	16.93	10.86	11.23	2	3	3	3
Invesco India Feeder - Invesco Pan European Equity Fund-Reg Gr*	36.46	12.58	4.91	9.62	3	4	4	3
Kotak Global Emerging Market Fund - Gr *	40.92	23.87	13.23	13.47	2	2	3	2
PGIM India Emerging Markets Equity Fund - Gr *	43.40	24.84	14.52	13.22	1	2	2	2
PGIM India Global Equity Opportunities Fund - Gr *	41.58	39.94	31.30	22.01	2	1	1	1
Principal Global Opportunities Fund - Gr *	52.95	26.59	15.30	16.84	1	2	2	1
Sundaram Global Brand Fund - Gr *	35.70	22.06	14.40	13.28	3	2	3	2
<b>Average of FoF International Funds</b>	<b>35.83</b>	<b>20.13</b>	<b>13.69</b>	<b>12.43</b>				
<b>Universe</b>	<b>26</b>	<b>26</b>	<b>26</b>	<b>26</b>				

## Index Fund

Scheme Name	CAGR Returns %				Quartile			
	6 M	1 Yr	2 Yr	3 Yr	6 M	1 Yr	2 Yr	3 Yr
Aditya Birla Sun Life Index Fund - Gr *	12.41	52.94	15.62	13.96	3	3	3	2
Axis Nifty 100 Index Fund - Gr *	12.71	51.63	N.A.	N.A.	3	4	-	-
DSP Equal Nifty 50 Fund - Gr *	20.80	67.28	17.58	12.64	1	1	2	3
DSP Nifty 50 Index Fund - Gr *	12.57	53.51	15.57	N.A.	3	2	3	-
DSP Nifty Next 50 Index Fund - Gr *	17.27	49.09	18.00	N.A.	1	4	1	-
Franklin India Index Fund-NSE Nifty Plan-Gr *	12.26	52.91	15.10	13.60	4	3	4	3
HDFC Index Fund - NIFTY 50 Plan	12.67	53.84	15.74	14.35	3	2	3	1
ICICI Prudential Nifty Index Fund - Gr *	12.54	53.48	15.73	13.68	3	2	3	2
ICICI Prudential Nifty Next 50 Index Fund - Gr *	17.09	48.82	17.98	5.98	2	4	1	4
IDBI Nifty Index Fund - Gr *	11.56	51.87	14.77	13.42	4	4	4	3
IDBI Nifty Junior Index Fund - Gr *	17.16	47.48	17.69	10.45	2	4	2	4
IDFC Nifty Fund - Regular Gr *	12.37	53.42	16.14	14.61	4	3	2	1
LIC MF Index Fund Nifty Gr *	11.97	52.29	15.17	13.67	4	4	4	2
Motilal Oswal Nifty 500 Fund *	16.15	58.01	N.A.	N.A.	2	2	-	-
Motilal Oswal Nifty Bank Index Fund *	10.53	60.51	N.A.	N.A.	4	1	-	-
Motilal Oswal Nifty Midcap 150 Index Fund *	27.26	78.51	N.A.	N.A.	1	1	-	-
Motilal Oswal Nifty Smallcap 250 Index Fund *	36.46	104.44	N.A.	N.A.	1	1	-	-
Nippon India Index Fund - Nifty Plan - Gr *	12.19	52.49	14.92	13.56	4	3	4	3
Principal Nifty 100 equal Weight Fund - Gr *	20.25	58.53	18.26	11.72	1	1	1	4
SBI Nifty Index Fund - Gr *	12.45	53.45	15.24	13.89	3	3	4	2
Sundaram Smart Nifty 100 Equal Weight Fund - Gr *	20.49	58.25	18.17	11.93	1	1	1	4
Tata Index Fund - Nifty - Regular Plan	12.40	52.87	15.42	14.10	4	3	3	2
Taurus Nifty Index Fund - Gr *	13.63	55.03	16.72	14.40	2	2	2	1
UTI Nifty Index Fund - Gr *	12.78	54.19	16.06	14.62	2	2	2	1
UTI Nifty Next 50 Index Fund - Gr *	17.24	49.04	18.52	10.93	2	4	1	4
<b>Average of Nifty Index Funds</b>	<b>15.81</b>	<b>56.96</b>	<b>16.42</b>	<b>12.86</b>				
<b>NIFTY 50 TRI</b>	<b>13.22</b>	<b>54.58</b>	<b>16.89</b>	<b>15.03</b>				
<b>Universe</b>	<b>25</b>	<b>25</b>	<b>20</b>	<b>18</b>				

## Sensex Based Index Funds

Scheme Name	CAGR Returns %				Quartile			
	6 M	1 Yr	2 Yr	3 Yr	6 M	1 Yr	2 Yr	3 Yr
HDFC Index Sensex Plan	10.06	51.63	15.62	14.66	1	1	1	1
LIC MF Index Fund Sensex Gr *	9.59	50.25	15.22	14.08	3	3	3	4
Nippon India Index Fund - Sensex Plan - Gr *	9.89	51.10	15.50	14.28	2	2	2	2
Tata Index Fund - Sensex - Regular Plan	9.34	49.42	14.94	14.17	4	4	4	3
<b>Average of Sensex Index Funds</b>	<b>9.72</b>	<b>50.60</b>	<b>15.32</b>	<b>14.30</b>				
<b>S&amp;P BSE SENSEX TRI</b>	<b>10.60</b>	<b>52.38</b>	<b>16.79</b>	<b>15.35</b>				
<b>Universe</b>	<b>4</b>	<b>4</b>	<b>4</b>	<b>4</b>				

## Aggressive Hybrid Fund

Scheme Name	CAGR Returns %				Quartile			
	1 Yr	3 Yr	5 Yr	10 Yr	1 Yr	3 Yr	5 Yr	10 Yr
Aditya Birla Sun Life Equity Hybrid 95 Fund - Gr *	49.53	10.10	10.34	12.09	2	4	4	3
Axis Equity Hybrid Fund - Gr *	39.01	N.A.	N.A.	N.A.	4	-	-	-
Baroda Hybrid Equity Fund - Gr *	46.32	10.45	10.42	9.85	2	4	4	4
BNP Paribas Substantial Equity Hybrid Fund - Gr *	42.86	16.76	N.A.	N.A.	3	1	-	-
BOI AXA Mid & Small Cap Equity & Debt Fund - Gr *	80.65	15.16	N.A.	N.A.	1	1	-	-
Canara Robeco Equity Hybrid Fund - Gr *	40.33	15.39	14.28	13.87	3	1	1	1
DSP Equity & Bond Fund - Gr *	43.77	15.42	13.80	12.67	2	1	1	2



## Aggressive Hybrid Fund

Scheme Name	CAGR Returns %				Quartile			
	1 Yr	3 Yr	5 Yr	10 Yr	1 Yr	3 Yr	5 Yr	10 Yr
Franklin India Equity Hybrid Fund - Gr *	49.67	13.03	11.35	12.86	2	2	3	2
HFDC Hybrid Equity Fund - Gr *	50.12	13.28	11.62	9.27	2	2	2	4
HSBC Equity Hybrid Fund - Gr *	39.23	N.A.	N.A.	N.A.	4	-	-	-
ICICI Prudential Equity & Debt Fund - Regular Gr *	51.17	14.45	13.68	14.63	1	2	1	1
IDBI Hybrid Equity Fund - Gr *	32.88	7.10	N.A.	N.A.	4	4	-	-
IDFC Hybrid Equity Fund - Regular Plan - Gr *	53.18	11.42	N.A.	N.A.	1	3	-	-
Indiabulls Equity Hybrid Fund - Gr *	38.85	N.A.	N.A.	N.A.	4	-	-	-
Invesco India Equity And Bond Fund - Gr *	35.89	10.46	N.A.	N.A.	4	3	-	-
JM Equity Hybrid Fund - Gr *	71.22	11.95	10.51	10.84	1	2	3	3
Kotak Equity Hybrid Fund - Gr *	54.67	15.55	13.19	N.A.	1	1	2	-
L&T Hybrid Equity Fund - Gr *	39.21	9.88	10.75	13.00	4	4	3	1
Mahindra Manulife Hybrid Equity Nivesh Yojana - Gr *	49.24	N.A.	N.A.	N.A.	2	-	-	-
Mirae Asset Hybrid - Equity Fund - Gr *	42.75	14.66	14.17	N.A.	3	1	1	-
Motilal Oswal Equity Hybrid Fund - Gr *	32.53	N.A.	N.A.	N.A.	4	-	-	-
Navi Equity Hybrid Fund - Gr *	32.33	9.74	N.A.	N.A.	4	4	-	-
Nippon India Equity Hybrid Fund - Gr *	50.37	4.80	8.00	10.80	1	4	4	3
PGIM India Hybrid Equity Fund - Gr *	45.53	11.34	10.21	9.69	2	3	4	4
Principal Hybrid Equity Fund - Gr *	43.05	10.51	13.43	12.81	3	3	2	2
SBI Equity Hybrid Fund - Gr *	39.61	14.00	12.97	14.02	3	2	2	1
Sundaram Equity Hybrid Fund - Gr *	40.38	12.50	12.51	9.82	3	2	2	4
Tata Hybrid Equity Fund - Regular Plan - Gr *	42.24	11.01	9.60	12.65	3	3	4	2
UTI Hybrid Equity Fund - Gr *	50.95	11.02	11.01	10.91	1	3	3	3
<b>Average of Aggressive Hybrid Funds</b>	<b>45.78</b>	<b>12.08</b>	<b>11.77</b>	<b>11.86</b>				
<b>Universe</b>	<b>29</b>	<b>24</b>	<b>18</b>	<b>16</b>				

## Dynamic Asset Allocation / Balanced Advantage

Scheme Name	CAGR Returns %				Quartile			
	1 Yr	2 Yr	3 Yr	5 Yr	1 Yr	2 Yr	3 Yr	5 Yr
Aditya Birla Sun Life Balanced Advantage Fund - Gr *	32.09	13.78	11.81	11.06	1	1	2	2
Axis Dynamic Equity Fund - Gr *	21.79	9.56	7.69	N.A.	3	3	3	-
Baroda Dynamic Equity Fund - Gr *	34.02	18.34	N.A.	N.A.	1	1	-	-
BNP Paribas Dynamic Equity Fund - Gr *	21.05	11.26	N.A.	N.A.	4	3	-	-
BOI AXA Equity Debt Rebalancer Fund - Gr	13.15	7.30	2.43	4.30	4	4	4	4
DSP Dynamic Asset Allocation Fund - Gr *	20.23	12.24	10.54	9.32	4	2	2	3
Edelweiss Balanced Advantage Fund - Gr *	35.97	18.20	13.75	12.48	1	1	1	1
HFDC Balanced Advantage Fund Gr *	51.30	11.63	12.93	13.34	1	3	1	1
ICICI Prudential Balanced Advantage Fund - Regular Gr *	31.02	13.02	11.52	10.85	2	2	2	2
IDFC Balanced Advantage Fund Regular Plan - Gr *	23.36	12.41	9.70	9.37	3	2	3	3
Invesco India Dynamic Equity Fund - Gr *	25.13	9.32	7.25	9.77	3	4	4	2
Kotak Balanced Advantage Fund - Gr *	26.94	13.64	N.A.	N.A.	3	2	-	-
L&T Balanced Advantage Fund - Gr *	17.59	10.01	8.35	8.26	4	3	3	4
Motilal Oswal Dynamic Fund - Gr *	17.73	9.32	7.54	N.A.	4	4	3	-
Nippon India Balanced Advantage Fund - Gr *	32.33	11.64	10.75	11.63	1	3	2	1
Principal Balanced Advantage Fund - Gr *	16.82	8.40	6.36	6.89	4	4	4	4
SBI Dynamic Asset Allocation Fund - Regular Plan - Gr	27.05	8.67	6.83	8.27	2	4	4	3
Shriram Balanced Advantage Fund - Gr	21.22	N.A.	N.A.	N.A.	3	-	-	-
Sundaram Balanced Advantage Fund - Gr *	28.24	N.A.	N.A.	N.A.	2	-	-	-
Tata Balanced Advantage Fund - Gr *	28.70	13.71	N.A.	N.A.	2	2	-	-
Union Balanced Advantage Fund - Gr *	28.73	15.28	12.77	N.A.	2	1	1	-
<b>Average of DAA Funds</b>	<b>26.40</b>	<b>11.99</b>	<b>9.35</b>	<b>9.63</b>				
<b>Universe</b>	<b>21</b>	<b>19</b>	<b>15</b>	<b>12</b>				

## Equity Savings Fund

Scheme Name	CAGR Returns %				Quartile			
	6 M	1 Yr	2 Yr	3 Yr	6 M	1 Yr	2 Yr	3 Yr
Aditya Birla Sun Life Equity Savings Fund - Gr *	7.12	24.65	10.78	8.63	2	2	2	2
Axis Equity Saver Fund - Gr *	5.33	22.84	10.19	8.96	4	2	2	2
Baroda Equity Savings Fund - Gr *	2.33	11.57	N.A.	N.A.	4	4	-	-
DSP Equity Savings Fund - Gr *	9.05	24.92	9.96	8.21	1	2	2	3
Edelweiss Equity Savings Fund - Regular - Gr *	6.82	19.53	11.51	9.65	3	3	1	1
Franklin India Equity Savings Fund - Gr *	7.67	24.14	8.58	N.A.	2	2	3	-
HFDC Equity Savings Fund - Gr *	11.69	28.54	10.48	9.62	1	1	2	2
ICICI Prudential Equity Savings Fund - Gr *	5.84	17.76	7.48	8.19	3	4	4	3
IDBI Equity Savings Fund - Gr *	5.36	20.54	9.75	7.93	3	3	3	4
IDFC Equity Savings Fund - Regular Gr *	5.49	16.48	7.95	7.30	3	4	4	4
Invesco India Equity Savings Fund - Gr *	5.36	15.38	8.51	N.A.	3	4	3	-
Kotak Equity Savings Fund - Gr *	5.20	18.10	9.77	8.54	4	3	3	2
L&T Equity Savings Fund - Gr *	9.53	30.16	10.96	8.11	1	1	1	3
Mirae Asset Equity Savings Fund - Gr *	9.09	29.01	14.28	N.A.	1	1	1	-
Nippon India Equity Savings Fund - Gr *	8.35	21.15	-2.68	-1.50	2	2	4	4
PGIM India Equity Savings Fund - Gr *	7.44	20.81	8.30	7.99	2	3	4	3

## Equity Savings Fund

Scheme Name	CAGR Returns %				Quartile			
	6 M	1 Yr	2 Yr	3 Yr	6 M	1 Yr	2 Yr	3 Yr
Principal Equity Savings Fund - Gr *	9.44	27.57	13.04	10.13	1	1	1	1
SBI Equity Savings Fund - Gr *	7.00	26.44	11.84	9.64	2	1	1	1
Sundaram Equity Savings Fund - Gr *	4.51	16.73	7.29	N.A.	4	4	4	-
Tata Equity Savings Fund - Regular Plan - Gr *	5.35	18.97	8.33	7.89	4	3	4	4
Union Equity Savings Fund - Gr *	4.17	17.33	9.38	N.A.	4	4	3	-
UTI Equity Savings Fund - Gr *	8.46	23.64	10.07	N.A.	2	2	2	-
<b>Average of Equity Savings Funds</b>	<b>6.85</b>	<b>21.65</b>	<b>9.32</b>	<b>7.95</b>				
<b>Universe</b>	<b>22</b>	<b>22</b>	<b>21</b>	<b>15</b>				

## Child Fund

Scheme Name	CAGR Returns				Quartile			
	1 Yr	3 Yr	5 Yr	10 Yr	1 Yr	3 Yr	5 Yr	10 Yr
Aditya Birla Sun Life Bal Bhavishya Yojna - Wealth Plan-Gr*	33.30	N.A.	N.A.	N.A.	4	-	-	-
Axis Childrens Gift Fund - Gr(Compulsory Lock-in)	39.48	13.03	11.59	N.A.	2	2	1	-
Axis Childrens Gift Fund - Gr(No Lock-in)	39.48	13.02	11.58	N.A.	2	2	2	-
HDFC Childrens Gift Fund	50.02	14.63	14.28	14.37	1	1	1	1
ICICI Prudential Child Care Plan-Gift Plan *	39.30	9.79	9.79	12.15	3	3	3	2
LIC MF Childrens Gift Fund - Gr *	35.02	11.59	7.44	8.25	3	3	4	4
SBI Magnum Children Benefit Fund *	23.71	8.87	11.08	11.75	4	4	3	2
Tata Young Citizen Fund (after 7 years)	56.09	13.11	11.51	11.17	1	1	2	3
UTI CCF - Savings Plan - Gr	24.97	7.34	8.16	10.16	4	4	4	4
<b>Average of Child Funds</b>	<b>37.93</b>	<b>11.42</b>	<b>10.68</b>	<b>11.31</b>				
<b>Universe</b>	<b>9</b>	<b>8</b>	<b>8</b>	<b>6</b>				

## ETF Funds

Scheme Name	CAGR Returns				Quartile			
	6 M	1 Yr	3 Yr	5 Yr	6 M	1 Yr	3 Yr	5 Yr
Aditya Birla Sun Life Banking ETF - Gr	11.57	62.78	N.A.	N.A.	3	1	-	-
Aditya Birla Sun Life Nifty ETF - Gr	12.90	54.45	14.78	14.71	2	2	2	2
Aditya Birla Sun Life Nifty Next 50 ETF - Gr	17.62	49.75	N.A.	N.A.	2	4	-	-
Aditya Birla Sun Life Sensex ETF - Gr	10.25	52.09	13.59	N.A.	4	3	3	-
Axis Banking ETF - Gr	11.89	N.A.	N.A.	N.A.	3	-	-	-
Axis Nifty ETF - Gr	12.87	N.A.	N.A.	N.A.	3	-	-	-
Edelweiss ETF - Nifty 100 Quality 30	10.10	48.99	12.65	12.37	4	4	3	4
Edelweiss ETF - Nifty 50 - Gr	12.86	54.33	14.84	15.12	3	3	2	1
Edelweiss ETF - Nifty Bank - Gr	11.80	63.18	9.62	14.24	3	1	4	2
HDFC Banking ETF - Gr	11.44	N.A.	N.A.	N.A.	3	-	-	-
ICICI Prudential Alpha Low Vol 30 ETF - Gr	14.09	N.A.	N.A.	N.A.	2	-	-	-
ICICI Prudential Bank ETF - Gr	11.60	62.90	N.A.	N.A.	3	1	-	-
ICICI Prudential IT ETF	19.75	N.A.	N.A.	N.A.	1	-	-	-
ICICI Prudential Midcap 150 ETF - Gr	28.31	80.73	N.A.	N.A.	1	1	-	-
ICICI Prudential Midcap Select ETF	18.00	68.55	12.24	N.A.	1	1	4	-
ICICI Prudential Nifty 100 ETF - Gr	13.34	53.23	14.17	14.39	2	3	3	2
ICICI Prudential Nifty ETF - Gr	12.90	54.39	14.86	14.80	2	2	2	2
ICICI Prudential Nifty Low Vol 30 iWin ETF - Div	13.50	49.64	14.96	N.A.	2	4	1	-
ICICI Prudential Nifty Next 50 ETF	17.71	50.75	N.A.	N.A.	2	4	-	-
ICICI Prudential NV20 ETF - Gr	18.30	64.70	19.94	18.34	1	1	1	1
ICICI Prudential Private Banks ETF - Gr	6.43	56.01	N.A.	N.A.	4	2	-	-
ICICI Prudential S&P BSE 500 ETF	17.30	61.28	15.05	N.A.	2	2	1	-
ICICI Prudential Sensex ETF - Gr	10.26	52.03	15.19	15.29	4	3	1	1
IDFC Nifty ETF	12.65	53.37	14.73	N.A.	3	3	2	-
IDFC Sensex ETF	9.99	50.93	15.05	N.A.	4	3	1	-
Indiabulls Nifty 50 ETF - Gr	12.89	54.62	N.A.	N.A.	2	2	-	-
Invesco India Nifty Exchange Traded Fund - Gr	12.85	54.28	14.80	14.79	3	3	2	2
Kotak Banking ETF	11.48	62.56	9.22	13.96	3	1	4	3
Kotak Nifty ETF	12.84	54.29	14.75	N.A.	3	3	2	-
Kotak NV 20 ETF - IDCW	18.30	64.89	19.97	18.51	1	1	1	1
Kotak PSU Bank ETF	41.56	75.26	-4.07	-2.57	1	1	4	4
Kotak Sensex Exchange Traded Fund	10.15	51.87	15.01	14.55	4	3	1	2
LIC MF ETF - Nifty 100 - Gr	13.33	53.40	14.18	14.58	2	3	3	2
LIC MF ETF - Nifty 50 - Gr	12.78	54.35	14.88	14.81	3	2	2	2
LIC MF ETF - Sensex - Gr	10.20	52.16	15.28	15.40	4	3	1	1
Mirae Asset ESG Sector Leaders ETF - Gr	11.30	N.A.	N.A.	N.A.	4	-	-	-
Mirae Asset Nifty 50 ETF - Gr	12.88	54.53	N.A.	N.A.	3	2	-	-
Mirae Asset Nifty Next 50 ETF - Gr	17.70	48.45	N.A.	N.A.	2	4	-	-
Motilal Oswal M50 ETF - Gr	12.83	54.16	14.64	14.11	3	3	2	3

## ETF Funds

Scheme Name	CAGR Returns				Quartile			
	6 M	1 Yr	3 Yr	5 Yr	6 M	1 Yr	3 Yr	5 Yr
Motilal Oswal Midcap 100 ETF	27.86	82.71	14.67	14.14	1	1	2	3
Nippon India CPSE ETF FFO - Gr (Retail Individual Investors)	27.71	47.92	0.47	3.94	1	4	4	4
Nippon India ETF Bank BeES	11.51	62.78	N.A.	N.A.	3	1	-	-
Nippon India ETF Consumption	7.03	33.05	8.98	12.05	4	4	4	4
Nippon India ETF Dividend Opportunities	17.80	51.90	11.69	14.04	1	3	4	3
Nippon India ETF Hang Seng BeES	8.32	17.91	N.A.	N.A.	4	4	-	-
Nippon India ETF Infra BeES	17.84	43.29	12.24	9.06	1	4	4	4
Nippon India ETF Junior BeES	17.57	49.88	11.65	13.93	2	4	4	3
Nippon India ETF Nifty 100	13.28	52.65	13.42	13.77	2	3	3	3
Nippon India ETF Nifty BeES	12.89	54.40	N.A.	N.A.	2	2	-	-
Nippon India ETF Nifty IT - Gr	19.92	N.A.	N.A.	N.A.	1	-	-	-
Nippon India ETF Nifty Midcap 150 - Gr	28.20	81.95	N.A.	N.A.	1	1	-	-
Nippon India ETF NV20	18.11	64.26	N.A.	N.A.	1	1	-	-
Nippon India ETF PSU Bank BeES	38.79	75.51	N.A.	N.A.	1	1	-	-
Nippon India ETF Sensex	10.26	52.06	15.22	15.35	4	3	1	1
Nippon India ETF Sensex Next 50 - Gr	18.68	58.53	N.A.	N.A.	1	2	-	-
Nippon India ETF Shariah BeES	15.42	62.30	18.76	16.70	2	2	1	1
Quantum Nifty ETF	12.84	54.34	14.77	12.99	3	2	2	4
SBI - ETF Nifty 50 - Gr	9.96	50.41	13.85	13.66	4	4	3	4
SBI - ETF Nifty Bank	11.54	62.88	9.33	13.70	3	1	4	4
SBI - ETF Nifty Next 50 - Gr	17.64	49.94	11.64	13.59	2	4	4	4
SBI - ETF Quality - Gr	9.86	46.80	N.A.	N.A.	4	4	-	-
SBI - ETF Sensex - Gr	7.51	48.37	14.29	14.09	4	4	3	3
SBI ETF BSE 100 SCHEME	13.79	55.61	14.56	14.14	2	2	3	3
SBI ETF IT	20.01	N.A.	N.A.	N.A.	1	-	-	-
SBI ETF Private Bank	6.46	N.A.	N.A.	N.A.	4	-	-	-
SBI ETF Sensex Next 50	18.80	59.09	N.A.	N.A.	1	2	-	-
Tata Nifty ETF	12.92	54.70	N.A.	N.A.	2	2	-	-
Tata Nifty Private Bank ETF	6.92	56.63	N.A.	N.A.	4	2	-	-
UTI Nifty Exchange Traded Fund - Gr	10.02	50.48	13.86	14.28	4	4	3	2
UTI Sensex Exchange Traded Fund - GR	7.48	48.34	14.29	14.84	4	4	3	1
<b>Average of ETF</b>	<b>14.79</b>	<b>55.86</b>	<b>13.27</b>	<b>13.58</b>				
<b>Universe</b>	<b>70</b>	<b>61</b>	<b>41</b>	<b>34</b>				

## Arbitrage Fund

Scheme Name	Annualized Returns				Quartile			
	6 M	1 Yr	2 Yr	3 Yr	6 M	1 Yr	2 Yr	3 Yr
Aditya Birla Sun Life Arbitrage Fund - Gr *	4.57	3.52	4.60	5.15	1	2	2	2
Axis Arbitrage Fund - Regular Gr *	3.98	3.15	4.43	4.97	3	3	3	3
BNP Paribas Arbitrage Fund - Reg Gr *	4.22	3.53	4.74	5.30	2	1	1	1
BOI AXA Arbitrage Fund - Gr	2.70	2.32	3.34	4.13	4	4	4	4
DSP Arbitrage Fund - Gr *	3.81	3.21	4.38	5.05	3	3	3	2
Edelweiss Arbitrage Fund - Gr *	4.30	3.44	4.71	5.24	2	2	1	2
HDFC Arbitrage Fund - Wholesale Gr *	4.23	3.43	4.29	4.85	2	2	3	3
ICICI Prudential Equity - Arbitrage Fund - Regular Gr *	4.33	3.53	4.55	5.14	2	1	2	2
IDFC Arbitrage Fund - Reg - Gr *	4.03	3.30	4.26	4.99	2	3	3	3
Indiabulls Arbitrage Fund - Gr *	2.89	2.01	3.55	4.23	4	4	4	4
Invesco India Arbitrage Fund - Gr *	3.98	3.28	4.54	5.00	3	3	2	3
ITI Arbitrage Fund - Gr *	2.88	2.40	N.A.	N.A.	4	4	-	-
JM Arbitrage Fund - Gr *	2.95	2.28	3.15	4.01	4	4	4	4
Kotak Equity Arbitrage Fund - Gr *	4.53	3.65	4.66	5.25	1	1	2	1
L&T Arbitrage Opportunities Fund - Gr *	4.36	3.74	4.85	5.27	1	1	1	1
LIC MF Arbitrage Fund - Gr *	3.45	2.74	3.99	N.A.	3	4	4	-
Mahindra Manulife Arbitrage Yojana - Gr *	3.35	N.A.	N.A.	N.A.	4	-	-	-
Mirae Asset Arbitrage Fund - Gr *	4.01	3.41	N.A.	N.A.	3	2	-	-
Navi Arbitrage Fund - Gr *	0.83	0.02	1.09	N.A.	4	4	4	-
Nippon India Arbitrage Fund - Gr *	4.28	3.47	4.59	5.21	2	2	2	2
PGIM India Arbitrage Fund - Gr *	3.85	3.49	4.30	4.80	3	2	3	3
Principal Arbitrage Fund - Gr	3.07	2.04	2.69	1.30	4	4	4	4
SBI Arbitrage Opportunities Fund - Gr *	4.15	3.12	4.13	4.79	2	3	3	4
Sundaram Arbitrage Fund - Gr *	4.49	4.01	N.A.	N.A.	1	1	-	-
Tata Arbitrage Fund - Gr *	4.34	3.73	4.96	N.A.	1	1	1	-
Union Arbitrage Fund - Gr *	3.82	3.12	4.50	N.A.	3	3	2	-
UTI Arbitrage Fund - Gr *	4.46	3.64	4.68	5.25	1	1	1	1
<b>Average of Arbitrage Fund</b>	<b>3.77</b>	<b>3.06</b>	<b>4.13</b>	<b>4.73</b>				
<b>Universe</b>	<b>27</b>	<b>26</b>	<b>23</b>	<b>19</b>				

## Conservative Hybrid Fund

Scheme Name	Annualized Returns				Quartile			
	6 M	1 Yr	2 Yr	3 Yr	6 M	1 Yr	2 Yr	3 Yr
Aditya Birla Sun Life Regular Savings Fund - Gr *	15.53	24.91	9.58	7.69	1	1	2	3
Axis Regular Saver Fund - Gr *	8.93	16.12	11.15	7.33	2	2	1	3
Baroda Conservative Hybrid Fund - Gr Plan *	3.16	9.58	8.88	10.36	4	4	2	1
BNP Paribas Conservative Hybrid Fund - Gr *	6.64	11.39	7.95	7.67	4	4	3	3
BOI AXA Conservative Hybrid Fund - Regular - Gr *	7.70	15.37	9.00	2.20	3	2	2	4
Canara Robeco Conservative Hybrid Fund - Gr *	10.57	15.94	12.00	11.04	2	2	1	1
DSP Regular Savings Fund - Gr *	11.24	15.32	8.99	6.01	1	2	2	4
Franklin India Debt Hybrid Fund (A) Gr *	9.68	14.24	8.08	7.78	2	3	3	2
HDFC Hybrid Debt Fund - Gr *	16.44	22.44	10.31	10.02	1	1	1	1
HSBC Regular Savings Fund - Gr *	5.77	12.90	8.57	8.46	4	3	3	2
ICICI Prudential Regular Savings Fund Gr *	7.88	14.85	9.96	9.49	3	2	2	2
IDFC Regular Savings Fund - Regular Gr *	4.92	11.39	7.41	7.50	4	4	4	3
Indiabulls Savings Income Fund - Gr *	7.81	12.48	6.16	6.76	3	3	4	3
Kotak Debt Hybrid Fund - Gr *	12.84	20.24	13.08	11.32	1	1	1	1
L&T Conservative Hybrid Fund - Gr *	7.39	11.66	7.81	8.10	3	4	4	2
LIC MF Debt Hybrid Fund - Gr *	4.39	9.53	8.14	7.92	4	4	3	2
Navi Regular Saving Fund - Gr *	5.17	9.12	5.59	5.77	4	4	4	4
Nippon India Hybrid Bond Fund - Gr *	9.97	12.79	-1.13	0.84	2	3	4	4
SBI Debt Hybrid Fund - Gr *	11.95	20.27	11.74	9.80	1	1	1	1
Sundaram Debt Oriented Hybrid Fund - Gr *	8.83	11.92	7.22	4.85	2	3	4	4
UTI Regular Savings Fund - Gr *	8.20	19.54	8.42	6.34	3	1	3	4
<b>Average of Conservative Hybrid Fund</b>	<b>8.81</b>	<b>14.86</b>	<b>8.52</b>	<b>7.49</b>				
<b>Universe</b>	<b>21</b>	<b>21</b>	<b>21</b>	<b>21</b>				

## Overnight Fund

Scheme Name	Annualized Returns				Quartile			
	15 D	1 M	3 M	6 M	15 D	1 M	3 M	6 M
Aditya Birla Sun Life Overnight Fund - Gr *	3.10	3.10	3.10	3.06	2	2	2	2
Axis Overnight Fund - Gr *	3.13	3.12	3.13	3.09	1	1	1	1
Baroda Overnight Fund - Gr *	3.15	3.14	3.13	3.11	1	1	1	1
BNP Paribas Overnight Fund - Gr	3.05	3.05	3.08	3.03	4	4	3	3
BOI AXA Overnight Fund - Gr *	3.29	3.21	3.17	3.10	1	1	1	1
Canara Robeco Overnight Fund - Gr *	3.12	3.12	3.13	3.08	1	1	1	1
DSP Overnight Fund - Gr *	3.11	3.10	3.10	3.02	2	2	2	3
Edelweiss Overnight Fund - Gr *	3.08	3.08	3.06	3.06	3	3	4	2
Franklin India Overnight Fund - Gr *	3.07	3.06	3.09	3.01	3	3	3	3
HDFC Overnight Fund - Gr *	3.07	3.06	3.09	3.01	3	3	3	3
HSBC Overnight Fund - Gr	3.11	3.09	3.11	3.04	2	2	2	2
ICICI Prudential Overnight Fund - Gr *	3.06	3.06	3.11	3.02	4	3	2	3
IDFC Overnight Fund - Gr *	3.07	3.05	3.05	3.00	3	4	4	4
Indiabulls Overnight Fund - Gr *	3.00	2.99	2.99	2.96	4	4	4	4
Invesco India Overnight Fund - Gr *	3.09	3.08	3.08	3.05	3	3	3	2
ITI Overnight Fund - Gr	3.02	3.00	2.99	2.95	4	4	4	4
JM Overnight Fund - Gr *	3.10	3.10	3.16	3.10	2	2	1	1
Kotak Overnight Fund - Gr *	3.06	3.05	3.08	3.01	4	4	3	3
L&T Overnight Fund - Gr *	3.07	3.07	3.08	3.05	3	3	3	2
LIC MF Overnight Fund - Gr *	3.10	3.09	3.07	3.01	2	2	4	3
Mahindra Manulife Overnight Fund - Gr *	3.11	3.10	3.11	3.06	2	2	2	2
Mirae Asset Overnight Fund - Gr *	3.14	3.14	3.17	3.10	1	1	1	1
Nippon India Overnight Fund - Gr *	3.10	3.08	3.10	3.02	2	3	2	3
PGIM India Overnight Fund - Gr *	3.21	3.19	3.19	3.11	1	1	1	1
SBI Overnight Fund - Gr *	3.12	3.11	3.11	3.05	1	2	2	2
Sundaram Overnight Fund - Gr *	3.02	3.01	3.01	2.98	4	4	4	4
Tata Overnight Fund - Gr *	3.09	3.08	3.07	3.03	3	3	4	3
Union Overnight Fund - Gr *	3.09	3.06	3.06	3.02	3	3	4	3
UTI Overnight Fund - Gr *	3.12	3.12	3.14	3.07	1	1	1	2
YES Overnight Fund - Gr	2.83	3.30	3.11	3.00	4	1	2	4
<b>Average of Overnight Fund</b>	<b>3.09</b>	<b>3.09</b>	<b>3.10</b>	<b>3.04</b>				
<b>Universe</b>	<b>30</b>	<b>30</b>	<b>30</b>	<b>30</b>				

## Liquid Fund

Scheme Name	Annualized Returns				Quartile			
	1 M	3 M	6 M	1 Yr	1 M	3 M	6 M	1 Yr
Aditya Birla Sun Life Liquid Fund - Gr *	3.30	3.19	3.15	3.20	1	2	2	1
Axis Liquid Fund - Gr *	3.30	3.19	3.17	3.20	1	2	2	1
Baroda Liquid Fund Gr	3.33	3.25	3.24	3.21	1	1	1	1
BNP Paribas Liquid Fund - Gr *	3.36	3.29	3.26	3.24	1	1	1	1
BOI AXA Liquid Fund - Retail Plan - Gr *	3.23	3.14	3.14	3.14	3	3	3	3
Canara Robeco Liquid Fund - Reg - Gr *	3.22	3.16	3.14	3.13	4	3	3	3
DSP Liquidity Fund - Reg - Gr *	3.25	3.19	3.16	3.17	3	2	2	2
Edelweiss Liquid Fund - Retail Plan - Gr	3.24	3.22	3.18	3.13	3	1	2	3
Franklin India Liquid fund Super Instit. Plan - Gr *	3.29	3.17	3.15	3.15	2	2	2	3
HDFC Liquid Fund - Gr *	3.27	3.12	3.08	3.10	2	4	4	4
HSBC Cash Fund - Gr *	3.30	3.21	3.15	3.15	1	2	2	3
ICICI Prudential Liquid Fund - Gr *	3.23	3.13	3.13	3.17	3	3	3	2
IDBI Liquid Fund - Gr *	3.51	3.37	3.33	3.43	1	1	1	1
IDFC Cash Fund - Reg - Gr *	3.29	3.19	3.13	3.14	2	2	3	3
IIFL Liquid Fund - Gr *	2.97	2.94	2.84	2.84	4	4	4	4
Indiabulls Liquid Fund - Gr *	2.90	2.83	3.20	3.11	4	4	2	4
Invesco India Liquid Fund - Gr *	3.30	3.17	3.15	3.16	1	2	2	2
ITI Liquid Fund - Gr *	3.08	2.99	2.94	2.91	4	4	4	4
JM Liquid Fund - Gr *	3.28	3.21	3.21	3.18	2	2	1	2
Kotak Liquid Reg - Gr *	3.24	3.19	3.12	3.15	3	2	3	3
L&T Liquid Fund - Gr *	3.28	3.16	3.14	3.17	2	3	3	2
LIC MF Liquid Fund Gr *	3.24	3.17	3.17	3.18	3	2	2	2
Mahindra Manulife Liquid Fund - Gr *	3.38	3.28	3.23	3.29	1	1	1	1
Mirae Asset Cash Management Fund - Reg - Gr *	3.35	3.29	3.25	3.27	1	1	1	1
Motilal Oswal Liquid Fund - Gr *	2.92	2.87	2.82	2.83	4	4	4	4
Navi Liquid Fund - Gr *	2.98	3.16	3.10	3.03	4	3	4	4

## Liquid Fund

Scheme Name	Annualized Returns				Quartile			
	1 M	3 M	6 M	1 Yr	1 M	3 M	6 M	1 Yr
Nippon India Liquid Fund - Gr *	3.23	3.13	3.11	3.15	3	3	3	3
Parag Parikh Liquid Fund - Gr *	3.14	3.06	3.00	2.99	4	4	4	4
PGIM India Insta Cash Fund - Gr *	3.38	3.27	3.19	3.19	1	1	2	2
Principal Cash Management Fund - Gr	3.21	3.13	3.11	3.11	4	3	3	4
Quant Liquid Plan - Gr *	3.56	4.14	4.10	4.37	1	1	1	1
Quantum Liquid Fund - Reg - Gr *	3.15	3.03	2.99	2.99	4	4	4	4
SBI Liquid Fund - Gr *	3.24	3.15	3.14	3.17	3	3	3	2
Sundaram Money Fund Regular - Gr *	3.30	3.19	3.21	3.23	1	2	1	1
Tata Liquid Fund Reg - Gr *	3.26	3.16	3.11	3.16	3	3	3	2
Union Liquid Fund - Gr *	3.31	3.22	3.21	3.21	1	1	1	1
UTI Liquid Cash Plan Institutional - Gr *	3.30	3.23	3.17	3.20	1	1	2	1
YES Liquid Fund - Gr	2.86	2.94	2.94	2.92	4	4	4	4
<b>Average of Liquid Fund</b>	<b>3.24</b>	<b>3.18</b>	<b>3.15</b>	<b>3.17</b>				
<b>Universe</b>	<b>38</b>	<b>38</b>	<b>38</b>	<b>38</b>				

## Ultra Short Duration Fund

Scheme Name	Annualized Returns				Quartile			
	1 M	3 M	6 M	1 Yr	1 M	3 M	6 M	1 Yr
Aditya Birla Sun Life Savings Fund - Gr *	3.69	4.25	3.81	4.84	1	1	1	1
Axis Ultra Short Term Fund - Gr *	3.02	3.43	3.29	3.82	3	2	2	2
Baroda Ultra Short Duration Fund - Gr *	3.29	3.76	3.59	3.72	1	1	1	2
BOI AXA Ultra Short Duration Fund - Retail Plan - Gr *	2.96	3.09	3.00	3.37	3	3	3	3
Canara Robeco Ultra Short Term Fund - Reg - Gr *	2.60	2.68	2.57	2.81	4	4	4	4
DSP Ultra Short Fund - Gr *	2.76	2.88	2.86	3.11	3	4	4	4
HDFC Ultra Short Term Fund - Gr *	3.23	3.63	3.54	4.25	2	1	1	1
HSBC Ultra Short Duration Fund - Gr *	3.18	3.34	3.37	3.70	2	2	2	2
ICICI Prudential Ultra Short Term Fund - Gr *	3.89	4.27	4.14	5.02	1	1	1	1
IDBI Ultra Short Term Fund - Gr *	3.06	3.30	3.26	4.30	3	3	2	1
IDFC Ultra Short Term Fund - Gr *	3.14	3.36	3.20	3.48	3	2	3	3
Invesco India Ultra Short Term Fund - Gr *	2.69	3.03	2.97	3.24	4	3	3	4
Kotak Savings Fund - Gr *	3.27	3.20	3.08	3.71	2	3	3	2
L&T Ultra Short Term Fund - Gr *	3.22	3.29	3.25	3.45	2	3	2	3
LIC MF Ultra Short Term Fund - Gr *	3.26	3.31	3.07	3.38	2	2	3	3
Mahindra Manulife Ultra Short Term Fund - Gr *	3.24	3.39	3.17	3.69	2	2	3	2
Mirae Asset Ultra Short Duration Fund - Gr *	3.37	3.47	3.29	N.A.	1	1	2	-
Motilal Oswal Ultra Short Term Fund - Gr *	1.67	2.16	2.19	2.75	4	4	4	4
Navi Ultra Short Term Fund - Gr *	1.40	1.77	1.67	2.00	4	4	4	4
Nippon India Ultra Short Duration Fund - Gr *	16.87	8.54	6.53	5.63	1	1	1	1
PGIM India Ultra Short Term Fund - Gr *	3.08	3.37	3.23	3.67	3	2	3	3
Principal Ultra Short Term Fund - Gr	2.60	2.81	2.65	2.81	4	4	4	4
SBI Magnum Ultra Short Duration Fund - Gr *	3.40	3.35	3.28	3.80	1	2	2	2
Sundaram Ultra Short Term Fund - Gr *	2.29	2.55	2.30	2.74	4	4	4	4
Tata Ultra Short Term Fund - Gr *	2.82	3.18	2.96	3.32	3	3	4	3
UTI Ultra Short Term Fund - Gr *	3.20	3.29	3.28	3.96	2	3	2	1
YES Ultra Short Term Fund - Gr	2.39	2.49	4.00	3.81	4	4	1	2
<b>Average of Ultra Short Duration Fund</b>	<b>3.47</b>	<b>3.38</b>	<b>3.24</b>	<b>3.63</b>				
<b>Universe</b>	<b>27</b>	<b>27</b>	<b>27</b>	<b>26</b>				

## Low Duration Fund

Scheme Name	Annualized Returns				Quartile			
	1 M	3 M	6 M	1 Yr	1 M	3 M	6 M	1 Yr
Aditya Birla Sun Life Low Duration Fund - Gr *	3.26	4.40	3.48	4.90	1	1	2	2
Axis Treasury Advantage Fund - Gr *	3.14	4.13	3.62	4.68	2	2	1	3
Baroda Treasury Advantage Fund - Regular - Gr	2.02	3.38	4.85	35.82	4	4	1	1
BNP Paribas Low Duration Fund - Gr *	2.89	4.02	3.49	4.35	2	2	1	3
Canara Robeco Savings Fund - Reg - Gr *	2.70	3.26	2.92	3.71	3	4	4	4
DSP Low Duration Fund - Reg - Growth *	2.98	3.72	3.32	4.12	2	2	3	4

## Low Duration Fund

Scheme Name	Annualized Returns				Quartile			
	1 M	3 M	6 M	1 Yr	1 M	3 M	6 M	1 Yr
HDFC Low Duration Fund - Gr *	4.38	4.82	3.48	5.66	1	1	2	2
HSBC Low Duration Fund - Gr *	2.60	3.57	2.99	11.92	3	3	4	1
ICICI Prudential Savings Fund - Gr *	5.66	5.50	3.46	5.69	1	1	2	1
IDFC Low Duration Fund - Reg - Gr *	2.73	3.78	3.35	4.13	3	2	3	3
Invesco India Treasury Advantage Fund - Gr *	3.15	3.89	3.49	4.39	1	2	1	3
JM Low Duration Fund - Gr *	2.77	3.36	2.84	24.20	3	4	4	1
Kotak Low Duration Fund Standard Gr *	2.79	4.35	3.22	4.81	2	1	3	2
L&T Low Duration Fund - Gr *	2.56	3.62	3.34	6.61	4	3	3	1
LIC MF Savings Fund - Gr *	2.57	3.44	4.18	5.47	4	4	1	2
Mahindra Manulife Low Duration Fund - Gr	2.21	3.61	3.04	3.97	4	3	3	4
Mirae Asset Savings Fund - Regular Savings Plan - Gr *	2.19	3.46	2.91	4.53	4	4	4	3
Nippon India Low Duration Fund - Gr *	3.24	4.78	4.23	5.30	1	1	1	2
PGIM India Low Duration Fund - Gr *	2.64	3.60	3.43	2.08	3	3	2	4
Principal Low Duration Fund - Gr	2.90	3.70	3.38	9.42	2	3	3	1
SBI Magnum Low Duration Fund - Gr *	3.15	3.59	2.99	3.96	1	3	4	4
Sundaram Low Duration Fund - Regular - Gr *	2.37	3.15	2.90	3.62	4	4	4	4
Tata Treasury Advantage Fund - Reg - Gr *	2.75	4.12	3.43	4.71	3	2	2	2
UTI Treasury Advantage Fund - Instit. Plan Gr *	4.08	4.29	3.72	4.58	1	1	1	3
<b>Average of Low Duration Fund</b>	<b>2.99</b>	<b>3.90</b>	<b>3.42</b>	<b>7.19</b>				
<b>Universe</b>	<b>24</b>	<b>24</b>	<b>24</b>	<b>24</b>				

## Money Market Fund

Scheme Name	Annualized Returns				Quartile			
	1 M	3 M	6 M	1 Yr	1 M	3 M	6 M	1 Yr
Aditya Birla Sun Life Money Manager Fund - Gr *	3.69	3.93	3.85	4.33	1	1	1	1
Axis Money Market Fund - Gr *	3.53	3.76	3.74	4.10	2	2	2	2
Baroda Money Market Fund - Gr *	2.59	2.60	2.60	2.75	4	4	4	4
DSP Savings Fund - Gr *	3.12	3.83	3.65	3.81	3	1	2	3
Edelweiss Money Market Fund - Gr *	2.62	2.92	2.78	2.79	4	4	4	4
Franklin India Savings Fund - Gr *	3.19	3.59	3.48	3.83	2	2	3	2
HDFC Money Market Fund - Gr *	3.59	3.87	3.79	4.20	1	1	1	1
ICICI Prudential Money Market Fund - Gr *	3.56	3.73	3.69	4.08	1	2	2	2
IDFC Money Manager Fund - Reg - Gr *	2.65	2.88	2.94	3.06	4	4	4	4
Invesco India Money Market Fund - Gr *	2.90	3.51	3.59	3.66	3	3	2	3
Kotak Money Market Fund - Gr *	3.48	3.57	3.58	3.95	2	3	3	2
L&T Money Market Fund - Gr *	2.80	2.77	2.68	3.07	4	4	4	4
Nippon India Money Market Fund - Gr *	3.61	3.69	3.79	4.12	1	2	1	2
PGIM India Money Market Fund - Gr *	2.55	2.66	2.66	2.98	4	4	4	4
SBI Savings Fund - Gr *	2.99	3.27	3.34	3.77	3	3	3	3
Sundaram Money Market Fund - Gr *	3.14	3.35	3.31	3.54	3	3	3	3
Tata Money Market Fund Reg - Gr *	3.54	4.01	4.01	4.34	2	1	1	1
UTI Money Market Fund - Instit. Gr *	3.50	3.66	3.71	4.17	2	2	2	1
<b>Average of Money Market Fund</b>	<b>3.17</b>	<b>3.42</b>	<b>3.40</b>	<b>3.70</b>				
<b>Universe</b>	<b>18</b>	<b>18</b>	<b>18</b>	<b>18</b>				

## Short Duration Fund

Scheme Name	Annualized Returns				Quartile			
	3 M	6 M	1 Yr	2 Yr	3 M	6 M	1 Yr	2 Yr
Aditya Birla Sun Life Short Term Fund - Gr *	5.65	3.19	7.46	8.44	2	1	1	1
Axis Short Term Fund - Gr *	4.96	2.77	5.25	8.35	2	2	2	1
Baroda Short Term Bond Fund - Gr *	4.65	3.43	5.18	6.84	1	1	2	4
BNP Paribas Short Term Fund - Gr *	4.57	2.55	5.33	8.27	2	2	2	2
BOI AXA Short Term Income Fund - Reg - Gr *	5.58	3.68	4.56	-1.79	1	1	3	4
Canara Robeco Short Duration Fund - Gr *	3.79	2.29	4.39	7.15	1	3	3	3
DSP Short Term Fund - Gr *	4.22	1.99	4.45	7.60	3	4	3	3
HDFC Short Term Debt Fund - Gr *	6.06	3.15	6.25	8.86	3	1	1	1
HSBC Short Duration Fund - Gr *	4.47	2.22	12.51	5.55	3	3	1	4
ICICI Prudential Short Term Fund - Gr *	5.56	3.43	6.13	8.64	1	1	1	1
IDBI Short Term Bond Fund - Gr *	5.18	2.38	5.98	6.03	3	3	2	4

## Short Duration Fund

Scheme Name	Annualized Returns				Quartile			
	3 M	6 M	1 Yr	2 Yr	3 M	6 M	1 Yr	2 Yr
IDFC Bond Fund - Short Term Plan - Reg - Gr *	4.41	2.50	4.58	7.98	2	2	3	2
Indiabulls Short Term Fund - Gr *	3.35	1.51	3.61	3.99	3	4	4	4
Invesco India Short Term Fund - Gr *	4.10	1.56	3.90	7.48	4	4	4	3
Kotak Bond Short Term Plan - Gr *	5.18	2.25	4.93	7.92	4	3	2	2
L&T Short Term Bond Fund - Gr *	4.81	2.19	4.23	7.70	3	3	4	2
LIC MF Short Term Debt Fund - Gr *	3.71	1.35	3.48	6.63	4	4	4	4
Mirae Asset Short Term Fund - Gr *	4.33	2.40	4.27	7.13	2	3	4	3
Nippon India Short Term Fund Gr *	6.16	4.07	6.04	8.24	1	1	1	2
PGIM India Short Maturity Fund - Gr *	6.04	2.70	4.35	9.38	4	2	4	1
Principal Short Term Debt Fund - Gr *	4.72	1.61	11.11	7.54	4	4	1	3
SBI Short Term Debt Fund - Gr *	4.68	1.64	4.38	7.81	4	4	3	2
Sundaram Short Term Debt Fund Regular - Gr *	3.57	2.53	4.41	4.56	1	2	3	4
TATA Short Term Bond Fund Reg - Gr *	4.21	1.57	4.17	7.49	4	4	4	3
UTI Short Term Income Fund - Instit. Gr *	5.41	2.96	5.17	8.55	2	2	2	1
<b>Average of Short Duration Fund</b>	<b>4.77</b>	<b>2.48</b>	<b>5.44</b>	<b>7.05</b>				
<b>Universe</b>	<b>25</b>	<b>25</b>	<b>25</b>	<b>25</b>				

## Medium Duration Fund

Scheme Name	Annualized Returns				Quartile			
	6 M	1 Yr	2 Yr	3 Yr	6 M	1 Yr	2 Yr	3 Yr
Aditya Birla Sun Life Medium Term Plan - Gr	8.52	14.50	3.34	3.52	1	1	4	3
Axis Strategic Bond Fund - Gr *	4.69	7.71	8.97	8.07	1	2	1	2
BNP Paribas Medium Term Fund - Gr *	0.82	3.18	5.74	2.79	4	4	3	4
DSP Bond Fund - Gr *	2.53	4.47	7.41	5.27	3	3	3	3
HDFC Medium Term Debt Fund - Gr *	4.48	8.04	8.38	8.37	2	2	2	1
ICICI Prudential Medium Term Bond Fund - Gr *	5.69	8.95	9.44	8.55	1	1	1	1
IDFC Bond Fund - Medium Term Plan - Reg - Gr *	0.79	3.78	7.69	8.31	4	3	2	2
Kotak Medium Term Fund - Gr *	3.48	7.20	7.68	6.95	2	2	3	2
L&T Resurgent India Bond Fund - Gr *	3.74	8.62	8.15	7.40	2	1	2	2
Nippon India Strategic Debt Fund - Gr *	2.72	2.08	-11.69	-8.26	3	4	4	4
SBI Magnum Medium Duration Fund - Reg - Gr *	2.90	6.79	9.77	9.67	3	2	1	1
Sundaram Medium Term Bond Fund Regular - App *	0.48	2.93	5.27	6.02	4	4	4	3
Tata Medium Term Fund Reg - Gr *	4.11	6.25	8.91	2.32	2	3	2	4
Union Medium Duration Fund - Gr *	0.96	N.A.	N.A.	N.A.	4	-	-	-
UTI Medium Term Fund - Reg - Gr *	1.41	0.94	2.34	3.39	3	4	4	4
<b>Average of Medium Duration Fund</b>	<b>3.15</b>	<b>6.10</b>	<b>5.81</b>	<b>5.17</b>				
<b>Universe</b>	<b>15</b>	<b>14</b>	<b>14</b>	<b>14</b>				

## Medium to Long Duration Fund

Scheme Name	Annualized Returns				Quartile			
	6 M	1 Yr	2 Yr	3 Yr	6 M	1 Yr	2 Yr	3 Yr
Aditya Birla Sun Life Income Fund - Gr *	2.36	5.43	8.84	9.65	1	1	1	1
Canara Robeco Income Fund - Gr *	0.84	3.27	7.17	8.34	2	3	3	3
HDFC Income Fund Gr *	0.64	3.92	6.83	7.44	3	2	3	4
HSBC Debt Fund - Gr *	-1.55	2.18	6.22	8.14	4	4	4	3
ICICI Prudential Bond Fund - Gr *	1.66	5.12	8.97	9.13	1	1	1	2
IDFC Bond Fund - Income Plan - Reg - Gr *	-1.13	2.61	7.80	9.28	4	4	2	1
JM Income Fund - Gr *	-1.31	3.45	3.90	1.99	4	3	4	4
Kotak Bond Reg - Gr *	-0.26	4.09	8.14	8.94	3	2	2	2
LIC MF Bond Gr *	0.34	2.36	6.60	7.95	3	4	4	4
Nippon India Income Fund - Retail Gr *	-0.80	2.22	7.25	9.18	4	4	3	2
SBI Magnum Income Fund Gr *	2.93	6.12	9.88	9.64	1	1	1	1
Tata Income Fund - Reg - Gr *	0.71	4.30	8.07	8.14	2	2	2	3
UTI Bond Fund - Gr *	0.88	2.77	1.39	-0.49	2	3	4	4
<b>Avg of Medium to Long Duration Fund</b>	<b>0.41</b>	<b>3.68</b>	<b>7.00</b>	<b>7.49</b>				
<b>Universe</b>	<b>13</b>	<b>13</b>	<b>13</b>	<b>13</b>				



## Dynamic Bond Fund

Scheme Name	Annualized Returns				Quartile			
	6 M	1 Yr	2 Yr	3 Yr	6 M	1 Yr	2 Yr	3 Yr
Aditya Birla Sun Life Dynamic Bond Fund - Retail - Gr *	4.78	7.59	4.21	5.44	1	1	4	4
Axis Dynamic Bond Fund - Gr *	2.66	5.10	9.35	9.94	2	2	1	1
Baroda Dynamic Bond Fund - Gr *	0.00	5.94	6.95	4.22	3	2	3	4
BNP Paribas Flexi Debt Fund - Gr *	-0.92	2.32	5.99	6.98	4	4	4	4
Canara Robeco Dynamic Bond Fund - Regular - Gr *	-0.41	2.36	6.16	7.33	4	4	4	3
DSP Strategic Bond Fund - Instit. Plan - Gr *	-0.36	2.98	9.62	9.54	4	3	1	1
HDFC Dynamic Debt Fund - Gr *	11.45	9.96	9.49	7.39	1	1	1	3
HSBC Flexi Debt Fund - Gr *	-0.23	2.60	6.45	8.00	3	4	4	3
ICICI Prudential All Seasons Bond Fund - Gr *	4.04	6.78	9.44	9.38	1	1	1	1
IDBI Dynamic Bond Fund - Gr *	3.11	6.10	7.26	7.20	2	1	3	4
IDFC Dynamic Bond Fund - Regular Gr *	-0.57	3.21	8.78	9.96	4	3	1	1
IIFL Dynamic Bond Fund - Gr *	4.68	7.09	7.23	7.24	1	1	3	4
Indiabulls Dynamic Bond Fund - Gr *	2.21	4.75	6.18	N.A.	2	2	4	-
Kotak Dynamic Bond Fund Reg - Gr *	1.27	5.16	8.44	9.67	3	2	2	1
L&T Flexi Bond Fund - Gr *	-1.36	2.83	7.13	8.18	4	4	3	3
Mirae Asset Dynamic Bond Fund - Gr *	1.47	2.88	7.78	8.64	2	4	2	2
Nippon India Dynamic Bond Fund - Gr Plan - Gr *	1.34	3.89	7.33	8.34	2	3	2	2
PGIM India Dynamic Bond Fund - Gr *	1.22	3.62	6.83	8.57	3	3	3	2
Quantum Dynamic Bond Fund - Reg - Gr *	1.92	4.08	7.57	8.49	2	2	2	2
SBI Dynamic Bond Fund - Gr *	0.74	3.21	8.11	9.30	3	3	2	2
Tata Dynamic Bond Fund Reg - Gr *	3.25	4.52	7.03	7.34	1	2	3	3
Union Dynamic Bond Fund - Gr *	-0.30	3.15	7.48	8.36	4	3	2	2
UTI Dynamic Bond Fund - Gr *	0.68	2.45	4.45	1.87	3	4	4	4
<b>Average of Dynamic Bond Fund</b>	<b>1.77</b>	<b>4.46</b>	<b>7.36</b>	<b>7.79</b>				
<b>Universe</b>	<b>23</b>	<b>23</b>	<b>23</b>	<b>22</b>				

## Corporate Bond Fund

Scheme Name	Annualized Returns				Quartile			
	6 M	1 Yr	2 Yr	3 Yr	6 M	1 Yr	2 Yr	3 Yr
Aditya Birla Sun Life Corporate Bond Fund - Gr *	3.56	6.18	9.08	9.29	1	1	1	2
Axis Corporate Debt Fund - Gr *	3.03	6.28	9.26	7.88	2	1	1	3
BNP Paribas Corporate Bond Fund - Gr *	1.36	4.64	7.76	5.10	4	4	4	4
Canara Robeco Corporate Bond Fund - Gr *	2.14	4.56	7.45	7.96	3	4	4	3
DSP Corporate Bond Fund - Gr *	3.15	4.74	8.31	N.A.	2	4	3	-
Franklin India Corporate Debt Fund - Gr *	3.20	6.32	7.45	8.29	2	1	4	3
HDFC Corporate Bond Fund - Gr *	2.71	5.75	8.98	9.32	3	2	2	1
HSBC Corporate Bond Fund - Gr *	1.78	N.A.	N.A.	N.A.	4	-	-	-
ICICI Prudential Corporate Bond Fund - Gr *	3.58	5.80	8.59	8.69	1	2	2	2
IDFC Corporate Bond Fund - Gr *	2.55	5.47	8.38	8.49	3	3	3	2
Invesco India Corporate Bond Fund - Gr *	2.47	5.11	8.50	8.70	3	3	3	2
Kotak Corporate Bond Fund Standard Gr *	2.82	5.53	7.99	8.27	2	2	4	3
L&T Triple Ace Bond Fund - Gr *	1.53	4.50	9.44	10.14	4	4	1	1
Nippon India Corporate Bond - Gr *	4.19	6.93	7.99	7.77	1	1	4	4
PGIM India Premier Bond Fund - Gr *	3.80	5.83	7.96	7.82	1	2	4	4
SBI Corporate Bond Fund - Gr *	1.77	4.50	8.35	N.A.	4	4	3	-
Sundaram Corporate Bond Fund - Regular Gr *	3.01	5.30	9.16	9.44	2	3	1	1
Union Corporate Bond Fund - Gr *	1.48	4.84	8.87	6.44	4	4	2	4
UTI Corporate Bond Fund - Gr *	2.38	5.25	9.01	N.A.	3	3	2	-
<b>Average of Corporate Bond Fund</b>	<b>2.66</b>	<b>5.42</b>	<b>8.47</b>	<b>8.24</b>				
<b>Universe</b>	<b>19</b>	<b>18</b>	<b>18</b>	<b>15</b>				

## Credit Risk Fund

Scheme Name	Annualized Returns				Quartile			
	6 M	1 Yr	2 Yr	3 Yr	6 M	1 Yr	2 Yr	3 Yr
Aditya Birla Sun Life Credit Risk Fund - Regular Gr *	7.15	10.39	6.34	6.14	2	1	2	2
Axis Credit Risk Fund - Gr *	6.36	7.97	7.95	6.53	2	3	1	2
Baroda Credit Risk Fund - Gr *	14.56	14.83	5.61	5.06	1	1	3	2
BOI AXA Credit Risk Fund - Gr	14.36	14.15	-22.22	-32.05	1	1	4	4
DSP Credit Risk Fund - Gr *	4.03	6.08	4.56	2.13	4	4	3	3
HDFC Credit Risk Debt Fund - Gr *	7.80	10.51	9.75	9.10	1	1	1	1
ICICI Prudential Credit Risk Fund - Gr *	6.75	8.82	9.30	8.79	2	2	1	1
IDBI Credit Risk Fund - Gr *	5.11	8.86	-1.21	-1.08	3	2	4	4
IDFC Credit Risk Fund - Gr *	3.26	5.81	6.91	7.19	4	4	2	2
Invesco India Credit Risk Fund - Gr *	1.97	3.93	6.34	1.90	4	4	2	3
Kotak Credit Risk Fund - Gr *	5.33	7.44	7.21	7.31	3	3	2	1
L&T Credit Risk Fund - Gr *	3.40	9.11	3.98	4.12	4	2	3	3

## Credit Risk Fund

Scheme Name	Annualized Returns				Quartile			
	6 M	1 Yr	2 Yr	3 Yr	6 M	1 Yr	2 Yr	3 Yr
Mahindra Manulife Dynamic Bond Yojana - Gr *	2.44	3.99	5.33	N.A.	4	4	3	-
Nippon India Credit Risk Fund - Gr *	7.10	8.99	-0.32	0.99	2	2	4	4
PGIM India Credit Risk Fund - Regular - Gr *	7.62	7.97	3.14	2.58	1	3	4	3
SBI Credit Risk Fund - Reg - Gr *	4.50	7.54	8.05	7.52	3	3	1	1
UTI Credit Risk Fund - Gr *	4.13	-4.11	-15.89	-10.16	3	4	4	4
<b>Average of Credit Risk Fund</b>	<b>6.23</b>	<b>7.78</b>	<b>2.64</b>	<b>1.63</b>				
<b>Universe</b>	<b>17</b>	<b>17</b>	<b>17</b>	<b>16</b>				

## Banking and PSU Fund

Scheme Name	Annualized Returns				Quartile			
	3 M	6 M	1 Yr	2 Yr	3 M	6 M	1 Yr	2 Yr
Aditya Birla Sun Life Banking & PSU Debt Fund - Gr *	5.86	2.64	5.42	8.56	2	3	1	2
Axis Banking & PSU Debt Fund - Gr *	4.35	2.89	4.86	8.29	4	2	3	3
Baroda Banking & PSU Bond Fund - Gr *	5.63	2.34	N.A.	N.A.	2	3	-	-
DSP Banking & PSU Debt Fund - Gr *	3.99	2.09	4.60	8.58	4	4	3	2
Edelweiss Banking And PSU Debt Fund - Gr *	6.55	2.79	5.41	10.16	1	2	2	1
Franklin India Banking & PSU Debt Fund - Gr *	5.09	3.00	4.66	8.05	3	1	3	3
HDFC Banking and PSU Debt Fund - Gr *	6.03	2.83	6.03	8.70	1	2	1	1
ICICI Prudential Banking & PSU Debt Fund - Gr *	5.97	3.40	5.79	8.00	1	1	1	4
IDFC Banking & PSU Debt Fund - Reg - Gr *	4.42	2.77	5.04	9.02	3	2	2	1
Invesco India Banking & PSU Debt Fund - Gr *	5.61	1.94	4.42	7.67	2	4	4	4
ITI Banking & PSU Debt Fund - Gr *	5.12	2.95	N.A.	N.A.	3	1	-	-
Kotak Banking & PSU Debt Fund - Gr *	6.17	2.63	5.47	8.56	1	3	1	2
L&T Banking and PSU Debt Fund - Gr *	4.48	2.10	4.76	8.52	3	3	3	2
LIC MF Banking & PSU Debt Fund - Gr *	3.73	1.87	3.82	7.10	4	4	4	4
Mirae Asset Banking and PSU Debt Fund - Gr *	4.37	2.66	N.A.	N.A.	4	3	-	-
Nippon India Banking And PSU Debt Fund - Gr *	5.34	2.96	5.15	8.95	2	1	2	1
PGIM India Banking and PSU Debt Fund - Gr *	6.35	2.82	5.10	8.22	1	2	2	3
SBI Banking and PSU Fund - Gr *	4.84	1.43	4.42	8.06	3	4	4	3
Sundaram Banking & PSU Debt Fund - Regular - Gr *	3.33	3.14	4.10	7.18	4	1	4	4
Tata Banking & Psu Debt Fund - Gr *	5.94	1.85	5.21	N.A.	2	4	2	-
UTI Banking & PSU Debt Fund - Gr *	3.56	2.04	3.96	6.49	4	4	4	4
<b>Average of Banking and PSU Fund</b>	<b>5.08</b>	<b>2.53</b>	<b>4.90</b>	<b>8.24</b>				
<b>Universe</b>	<b>21</b>	<b>21</b>	<b>18</b>	<b>17</b>				

## Floater Fund

Scheme Name	Annualized Returns				Quartile			
	3 M	6 M	1 Yr	2 Yr	3 M	6 M	1 Yr	2 Yr
Aditya Birla Sun Life Floating Rate Fund - Gr *	5.31	3.25	5.15	7.28	3	2	3	3
Franklin India Floating Rate Fund - Gr	3.92	3.27	4.53	5.71	4	2	4	4
HDFC Floating Rate Debt Fund - Gr *	5.72	3.93	6.38	7.74	2	1	2	3
ICICI Prudential Floating Interest Fund - Gr *	6.37	3.49	6.71	7.88	1	1	1	2
IDFC Floating Rate Fund - Gr *	4.31	N.A.	N.A.	N.A.	1	1	1	1
Kotak Floating Rate Fund - Gr *	8.22	2.97	6.53	7.81	1	4	2	2
Nippon India Floating Rate Fund - Gr *	5.56	3.13	5.99	8.60	2	3	3	1
SBI Floating Rate DEBT Fund Reg - Gr	4.04	2.61	N.A.	N.A.	4	4	-	-
UTI Floater Fund - Gr *	4.02	3.00	3.98	6.53	4	3	4	4
<b>Average of Floater Fund</b>	<b>5.27</b>	<b>3.21</b>	<b>5.61</b>	<b>7.36</b>				
<b>Universe</b>	<b>9</b>	<b>8</b>	<b>7</b>	<b>7</b>				

## Gilt Fund

Scheme Name	Annualized Returns				Quartile			
	6 M	1 Yr	2 Yr	3 Yr	6 M	1 Yr	2 Yr	3 Yr
Aditya Birla Sun Life Government Securities Fund - Gr *	1.83	4.00	8.50	10.15	1	2	2	2
Axis Gilt Fund - Gr *	0.99	4.94	9.33	10.51	2	1	1	1
Baroda Gilt Fund Gr *	-0.56	2.58	6.29	8.38	4	3	4	3
Canara Robeco Gilt Fund - Gr *	0.12	2.73	6.75	8.34	3	3	3	3
DSP Government Securities Fund - Gr *	1.32	4.16	9.41	10.81	2	1	1	1
Edelweiss Government Securities Fund - Gr *	3.20	6.44	9.00	10.59	1	1	2	1
Franklin India Government Securities Fund - Gr *	-0.08	1.58	5.21	7.81	3	4	4	4
HDFC Gilt Fund - Gr *	-0.41	3.10	6.99	8.04	3	3	3	4
ICICI Prudential Gilt Fund - Regular Gr *	1.80	4.13	9.12	9.76	1	1	1	2
IDBI Gilt Fund - Gr *	1.43	2.42	5.39	7.60	2	4	4	4
IDFC GSF - Investment Plan - Reg - Gr *	-0.35	3.46	9.37	11.34	3	2	1	1
Invesco India Gilt Fund - Gr *	-1.64	1.10	5.21	7.86	4	4	4	4
Kotak Gilts Investment - Gr *	-0.52	3.71	8.17	9.71	4	2	2	2
L&T Gilt Fund - Gr *	-2.18	2.56	6.69	8.14	4	3	3	4

## Gilt Fund

Scheme Name	Annualized Returns				Quartile			
	6 M	1 Yr	2 Yr	3 Yr	6 M	1 Yr	2 Yr	3 Yr
LIC MF Gilt Fund - Gr *	1.15	3.51	7.96	9.77	2	2	2	2
Nippon India Gilt Securities Fund - Gr *	-0.50	2.45	7.82	10.06	3	3	3	2
PGIM India Gilt Fund - Gr *	1.76	3.67	6.66	8.57	1	2	4	3
SBI Magnum Gilt Fund - Gr *	1.85	4.09	8.81	10.30	1	1	2	1
TATA Gilt Securities Fund Reg - Gr *	-1.99	1.63	5.74	8.43	4	4	4	3
UTI Gilt Fund - Gr *	0.74	2.42	7.42	9.13	2	4	3	3
<b>Average of Gilt Fund</b>	<b>0.40</b>	<b>3.23</b>	<b>7.49</b>	<b>9.27</b>				
<b>Universe</b>	<b>20</b>	<b>20</b>	<b>20</b>	<b>20</b>				

## Gilt Fund with 10 yr constant duration

Scheme Name	Annualized Returns				Quartile			
	6 M	1 Yr	2 Yr	3 Yr	6 M	1 Yr	2 Yr	3 Yr
DSP 10Y G-Sec Fund - Gr *	2.92	3.88	8.97	10.40	1	2	3	3
ICICI Prudential Constant Maturity Gilt Fund - Gr *	0.87	4.27	9.74	11.65	2	1	1	2
IDFC Government Sec Constant Maturity Plan - Reg - Gr *	-0.29	3.46	9.20	12.32	3	3	2	1
SBI Magnum Constant Maturity Fund - Gr *	-0.43	3.30	8.10	10.25	4	4	4	4
<b>Avg of Gilt Fund 10 yr constant duration</b>	<b>0.77</b>	<b>3.73</b>	<b>9.00</b>	<b>11.16</b>				
<b>Universe</b>	<b>4</b>	<b>4</b>	<b>4</b>	<b>4</b>				

## Solution Oriented Fund

Scheme Name	Annualized Returns				Quartile			
	6 M	1 Yr	3 Yr	5 Yr	6 M	1 Yr	3 Yr	5 Yr
Aditya Birla Sun Life Retirement Fund - The 30s Plan - Gr *	6.78	34.02	N.A.	N.A.	3	2	-	-
Aditya Birla Sun Life Retirement Fund - The 40s Plan - Gr *	5.69	27.37	N.A.	N.A.	3	3	-	-
Aditya Birla Sun Life Retirement Fund - The 50s Plan - Gr *	0.15	2.29	N.A.	N.A.	4	4	-	-
Axis Retirement Savings Fund - Aggressive Plan - Gr *	9.34	35.89	N.A.	N.A.	3	2	-	-
Axis Retirement Savings Fund - Conservative Plan - Gr *	5.32	18.32	N.A.	N.A.	3	3	-	-
Axis Retirement Savings Fund - Dynamic Plan - Gr *	9.59	33.78	N.A.	N.A.	2	3	-	-
Franklin India Pension Plan Gr	6.07	17.92	8.70	7.90	3	3	3	4
HDFC Retirement Savings Fund - Equity - Gr	27.59	70.71	17.01	16.53	1	1	1	1
HDFC Retirement Savings Fund - Hybrid Debt - Gr	4.90	15.06	8.72	8.35	4	4	2	3
HDFC Retirement Savings Fund - Hybrid Equity - Gr	15.80	48.83	14.55	14.67	1	1	1	2
ICICI Prudential Retirement Fund - Hybrid Aggressive Plan - Gr	11.20	41.65	N.A.	N.A.	2	2	-	-
ICICI Prudential Retirement Fund - Hybrid Conservative Plan - Gr	2.98	13.44	N.A.	N.A.	4	4	-	-
ICICI Prudential Retirement Fund - Pure Equity Plan - Gr	14.13	51.87	N.A.	N.A.	1	1	-	-
Nippon India Retirement Fund - Income Generation Scheme - Gr *	0.86	8.12	8.47	7.23	4	4	3	4
Nippon India Retirement Fund - Wealth Creation Scheme - Gr *	16.06	52.88	6.13	9.14	1	1	4	2
Tata Retirement Savings Fund - Conservative Plan - Gr *	3.26	13.40	8.30	8.67	4	4	4	3
Tata Retirement Savings Fund - Moderate Plan - Gr *	9.46	37.01	10.58	13.16	2	2	2	2
Tata Retirement Savings Fund - Progressive Plan - Gr *	11.06	42.92	11.36	14.71	2	2	2	1
UTI Retirement Benefit Pension Fund - Gr	10.50	27.82	7.54	8.32	2	3	4	4
<b>Average Return</b>	<b>8.99</b>	<b>31.23</b>	<b>10.14</b>	<b>10.87</b>				
<b>Universe</b>	<b>19</b>	<b>19</b>	<b>10</b>	<b>10</b>				

## Equity Funds

Scheme Name	3 Years				
	Std. Deviation	Sharpe Ratio	Beta	Treynor Ratio	Alpha
Aditya Birla Sun Life Dividend Yield Fund - Gr	23.57	0.14	0.94	0.99	-0.14
Aditya Birla Sun Life Equity Advantage Fund - Gr	26.55	0.15	1.07	1.04	-0.10
Aditya Birla Sun Life Flexi Cap Fund - Gr	25.45	0.16	1.03	1.12	-0.01
Aditya Birla Sun Life Focused Equity Fund - Gr	23.24	0.15	0.93	1.11	-0.02
Aditya Birla Sun Life Frontline Equity Fund - Gr	24.06	0.14	0.97	0.99	-0.14
Aditya Birla Sun Life India GenNext Fund - Gr	23.17	0.17	0.93	1.23	0.09
Aditya Birla Sun Life Manufacturing Equity Fund - Gr	21.40	0.15	0.84	1.10	-0.03
Aditya Birla Sun Life Midcap Fund - Gr	27.29	0.12	1.08	0.84	-0.32
Aditya Birla Sun Life MNC Fund Gr	20.61	0.10	0.80	0.74	-0.31
Aditya Birla Sun Life Pure Value Fund - Gr	27.72	0.07	1.09	0.52	-0.67
Aditya Birla Sun Life Small Cap Fund - Gr	32.01	0.10	1.25	0.75	-0.48
Aditya Birla Sun Life Tax Relief 96 Fund - Gr	22.64	0.10	0.90	0.70	-0.39
Axis Bluechip Fund - Gr	19.60	0.19	0.75	1.46	0.25
Axis Flexi Cap Fund - Gr	19.68	0.21	0.76	1.54	0.31
Axis Focused 25 Fund - Gr	23.47	0.16	0.92	1.20	0.06
Axis Long Term Equity Fund - Gr	22.71	0.18	0.89	1.32	0.16
Axis MidCap Fund - Gr	21.45	0.25	0.84	1.84	0.59
Axis Small Cap Fund - Gr	25.59	0.26	0.99	1.97	0.82
Baroda ELSS 96 - Plan A Gr	23.29	0.13	0.94	0.94	-0.18
Baroda Large Cap Fund - Gr	22.10	0.15	0.88	1.12	-0.02
Baroda Mid-cap Fund - Gr	23.82	0.18	0.93	1.33	0.18
Baroda Multi Cap Fund - Gr Plan	23.19	0.17	0.93	1.20	0.07
BNP Paribas Focused 25 Equity Fund - Gr	21.67	0.13	0.86	0.95	-0.16
BNP Paribas Large Cap Fund - Gr	20.76	0.18	0.83	1.30	0.13
BNP Paribas Long Term Equity Fund - Gr	20.31	0.18	0.82	1.30	0.14
BNP Paribas Midcap Fund - Gr	24.54	0.20	0.97	1.50	0.35
BNP Paribas Multi Cap Fund - Gr	23.15	0.17	0.93	1.20	0.06
BOI AXA Large & Mid Cap Equity Fund - Reg Gr	24.73	0.13	0.98	0.97	-0.16
BOI AXA Tax Advantage Fund - Regular Gr	23.95	0.21	0.94	1.52	0.36
Canara Robeco Bluechip Equity Fund - Gr	21.37	0.21	0.86	1.52	0.33
Canara Robeco Consumer Trends Fund - Regular Gr	23.07	0.19	0.90	1.39	0.23
Canara Robeco Emerging Equities Fund - Gr	24.63	0.18	0.99	1.29	0.16
Canara Robeco Equity Tax Saver Fund - Gr	22.80	0.23	0.90	1.67	0.48
Canara Robeco Flexi Cap Fund - Gr	21.69	0.21	0.87	1.47	0.30
DSP Equity Opportunities Fund - Gr	25.84	0.18	1.05	1.29	0.16
DSP Flexi Cap Fund - Reg. Plan - Gr	24.78	0.20	0.99	1.44	0.30
DSP Focus Fund - Gr	26.36	0.15	1.04	1.06	-0.07
DSP Midcap Fund - Reg Gr	23.77	0.20	0.95	1.41	0.26
DSP Natural Resources and New Energy Fund - Gr	30.97	0.16	1.11	1.29	0.18
DSP Small Cap Fund - Gr	29.56	0.18	1.14	1.33	0.23
DSP Tax Saver Fund - Gr	25.55	0.20	1.03	1.40	0.27
DSP Top 100 Equity Fund Gr	26.32	0.12	1.04	0.91	-0.24
Edelweiss Flexi Cap Fund - Gr	23.97	0.15	0.97	1.08	-0.05
Edelweiss Large & Mid Cap Fund - Regular Gr	23.52	0.18	0.95	1.27	0.13
Edelweiss Large Cap Fund - Gr	23.56	0.15	0.94	1.07	-0.06
Edelweiss Long Term Equity Fund (Tax Savings) - Gr	24.24	0.13	0.98	0.94	-0.20
Edelweiss Mid Cap Fund - Regular Gr	27.39	0.19	1.09	1.35	0.24
Franklin India Bluechip Fund Gr	25.45	0.14	1.00	1.05	-0.09
Franklin India Equity Advantage Fund - Gr	28.10	0.13	1.13	0.96	-0.19
Franklin India Flexi Cap Fund - Gr	25.42	0.15	1.01	1.07	-0.07
Franklin India Focused Equity Fund - Gr	27.94	0.16	1.09	1.21	0.08
Franklin India Opportunities Fund-Gr	24.95	0.16	1.00	1.13	0.00
Franklin India Prima Fund Gr	26.24	0.15	1.05	1.08	-0.06
Franklin India Smaller Companies Fund - Gr	29.21	0.12	1.15	0.85	-0.33
Franklin India Taxshield Gr	25.99	0.13	1.04	0.96	-0.18
HDFC Capital Builder Value Fund - Gr	26.05	0.11	1.04	0.79	-0.36
HDFC Flexi Cap Fund - Gr	27.67	0.15	1.09	1.09	-0.05
HDFC Focused 30 Fund - Gr	27.12	0.09	1.07	0.69	-0.48
HDFC Large and Mid Cap Fund - Gr	26.89	0.16	1.07	1.14	0.01
HDFC Mid Cap Opportunities Fund - Gr	27.43	0.15	1.09	1.11	-0.03
HDFC Small Cap Fund - Gr	30.06	0.15	1.16	1.13	-0.01
HDFC Taxsaver - Gr	25.19	0.10	1.00	0.74	-0.40
HDFC Top 100 Fund - Gr	25.87	0.16	1.01	1.16	0.02

## Equity Funds

Scheme Name	3 Years				
	Std. Deviation	Sharpe Ratio	Beta	Treynor Ratio	Alpha
HSBC Flexi Cap Fund - Gr	25.68	0.12	1.04	0.89	-0.25
HSBC Large Cap Equity Fund - Gr	23.24	0.14	0.92	1.05	-0.08
HSBC Small Cap Equity Fund - Gr	29.69	0.13	1.14	0.99	-0.16
HSBC Tax Saver Equity Fund - Gr	24.92	0.13	1.00	0.93	-0.21
ICICI Prudential Bluechip Fund - Gr	23.17	0.15	0.93	1.09	-0.04
ICICI Prudential Dividend Yield Equity Fund - Gr	24.38	0.12	0.95	0.88	-0.25
ICICI Prudential Exports and Services Fund - Gr	22.94	0.14	0.89	1.02	-0.10
ICICI Prudential Focused Equity Fund - Retail Gr	21.74	0.17	0.83	1.26	0.10
ICICI Prudential Large & Mid Cap Fund - Gr	26.04	0.15	1.04	1.08	-0.06
ICICI Prudential Long Term Equity Fund - Regular Gr	25.18	0.15	1.01	1.08	-0.06
ICICI Prudential MidCap Fund - Gr	27.74	0.16	1.11	1.17	0.04
ICICI Prudential Multicap Fund - Gr	25.84	0.15	1.03	1.06	-0.08
ICICI Prudential Smallcap Fund - Gr	30.77	0.19	1.19	1.45	0.37
ICICI Prudential Value Discovery Fund Gr	22.66	0.16	0.87	1.23	0.08
IDBI Equity Advantage Fund - Gr	20.17	0.10	0.78	0.77	-0.28
IDBI Flexi Cap Fund - Gr	21.24	0.15	0.85	1.05	-0.07
IDBI Focused 30 Equity Fund - Gr	22.71	0.11	0.90	0.82	-0.29
IDBI India Top 100 Equity Fund - Gr	22.54	0.17	0.90	1.21	0.07
IDBI Midcap Fund - Gr	26.29	0.13	1.04	0.97	-0.17
IDBI Small Cap Fund - Gr	27.65	0.14	1.08	1.00	-0.15
IDFC Core Equity Fund - Regular Plan - Gr	25.61	0.14	1.04	0.99	-0.15
IDFC Flexi Cap Fund - Regular Gr	23.36	0.11	0.94	0.78	-0.33
IDFC Focused Equity Fund - Regular Gr	23.39	0.09	0.92	0.67	-0.43
IDFC Large Cap Fund - Regular Gr	21.69	0.14	0.86	1.04	-0.09
IDFC Sterling Value Fund - Regular Gr	32.09	0.13	1.27	0.93	-0.26
IDFC Tax Advantage (ELSS) Fund - Regular Gr	28.67	0.15	1.15	1.11	-0.03
IIFL Focused Equity Fund - Gr	25.82	0.23	1.01	1.67	0.54
Indiabulls Blue Chip Fund - Gr	23.55	0.11	0.94	0.79	-0.32
Indiabulls Tax Savings Fund - Gr	22.26	0.11	0.89	0.80	-0.30
Indiabulls Value Fund - Gr	23.05	0.09	0.91	0.62	-0.47
Invesco India Contra Fund - Gr	24.90	0.16	1.00	1.16	0.03
Invesco India Growth Opportunities Fund - Gr	23.10	0.16	0.93	1.12	-0.01
Invesco India Largecap Fund - Gr	23.38	0.14	0.92	1.02	-0.11
Invesco India Midcap Fund - Gr	24.57	0.20	0.97	1.47	0.33
Invesco India Multicap Fund - Gr	26.17	0.16	1.05	1.13	-0.01
Invesco India PSU Equity Fund - Gr	25.65	0.15	0.97	1.12	-0.02
Invesco India Tax Plan - Gr	23.73	0.16	0.95	1.16	0.02
JM Core 11 Fund - Series 1 - Gr	27.33	0.08	1.06	0.62	-0.55
JM Flexicap Fund - Gr	24.14	0.16	0.94	1.17	0.03
JM Large Cap Fund - Gr	11.58	0.19	0.45	1.44	0.14
JM Tax Gain Fund - Gr Option	25.41	0.17	1.01	1.23	0.10
JM Value Fund - Gr Option	26.42	0.15	1.06	1.07	-0.07
Kotak Bluechip Fund - Gr	23.63	0.18	0.95	1.27	0.13
Kotak Emerging Equity Fund - Gr	26.80	0.20	1.07	1.46	0.35
Kotak Equity Opportunities Fund - Gr	23.20	0.19	0.93	1.36	0.21
Kotak Flexicap Fund - Gr	23.77	0.16	0.96	1.11	-0.02
Kotak India EQ Contra Fund - Gr	24.45	0.16	0.98	1.18	0.05
Kotak Smallcap Fund - Gr	30.13	0.22	1.17	1.65	0.60
Kotak Tax Saver - Gr	23.45	0.19	0.94	1.38	0.23
L&T Business Cycles Fund - Gr	28.75	0.11	1.14	0.80	-0.39
L&T Emerging Businesses Fund - Gr	29.26	0.14	1.14	1.03	-0.12
L&T Flexicap Fund - Gr	23.83	0.12	0.96	0.85	-0.28
L&T India Large Cap Fund - Gr	23.24	0.15	0.93	1.05	-0.08
L&T India Value Fund - Gr	26.71	0.14	1.08	1.02	-0.13
L&T Large and Midcap Fund - Gr	23.32	0.11	0.93	0.83	-0.29
L&T Midcap Fund - Gr	25.35	0.13	1.01	0.97	-0.17
L&T Tax Advantage Fund - Gr	24.46	0.11	0.99	0.82	-0.31
LIC MF Flexi Cap Fund - Gr	20.91	0.15	0.82	1.11	-0.02
LIC MF Large & Mid Cap Fund - Gr	22.84	0.17	0.91	1.21	0.07
LIC MF Large Cap Fund - Gr	21.15	0.16	0.83	1.16	0.02
LIC MF Tax Plan Gr	22.59	0.14	0.89	1.04	-0.09
Mahindra Manulife ELSS Kar Bachat Yojana - Gr	23.93	0.15	0.96	1.09	-0.04
Mahindra Manulife Mid Cap Unnati Yojana - Gr	23.02	0.21	0.91	1.52	0.35
Mahindra Manulife Multi Cap Badhat Yojana - Gr	24.27	0.21	0.98	1.53	0.39
Mirae Asset Emerging Bluechip Fund - Gr	24.40	0.24	0.99	1.71	0.57
Mirae Asset Large Cap Fund - Gr	23.38	0.17	0.94	1.23	0.09

## Equity Funds

Scheme Name	3 Years				
	Std. Deviation	Sharpe Ratio	Beta	Treynor Ratio	Alpha
Mirae Asset Tax Saver Fund - Gr	24.61	0.22	0.99	1.57	0.43
Motilal Oswal Flexi Cap Fund - Gr	24.66	0.10	0.97	0.72	-0.41
Motilal Oswal Focused 25 Fund - Gr	23.46	0.16	0.91	1.15	0.01
Motilal Oswal Long Term Equity Fund - Gr	24.81	0.13	0.98	0.94	-0.19
Motilal Oswal Midcap 30 Fund - Gr	27.27	0.13	1.06	0.97	-0.18
Navi Large & Midcap Fund - Gr	24.44	0.15	0.98	1.09	-0.05
Navi Large Cap Equity Fund - Gr	24.61	0.14	0.98	0.98	-0.15
Navi Long Term Advantage Fund - Gr	24.05	0.12	0.96	0.84	-0.28
Nippon India Consumption Fund - Gr	22.88	0.20	0.89	1.46	0.29
Nippon India Focused Equity Fund - Gr	29.90	0.15	1.19	1.09	-0.06
Nippon India Growth Fund - Gr	26.31	0.19	1.05	1.39	0.27
Nippon India Large Cap Fund - Gr	27.43	0.13	1.09	0.92	-0.24
Nippon India Multi Cap Fund - Gr	29.92	0.13	1.17	0.96	-0.21
Nippon India Power & Infra Fund - Gr	30.23	0.11	1.18	0.84	-0.35
Nippon India Quant Fund - Gr	20.76	0.16	0.82	1.17	0.03
Nippon India Small Cap Fund - Gr	31.28	0.19	1.22	1.40	0.32
Nippon India Tax Saver Fund - Gr	28.34	0.09	1.13	0.62	-0.58
Nippon India Value Fund - Gr	25.91	0.16	1.05	1.17	0.04
Nippon India Vision Fund Gr	25.43	0.14	1.02	1.00	-0.14
Parag Parikh Flexi Cap Fund - Reg Gr	20.35	0.26	0.77	2.02	0.68
PGIM India Flexi Cap Fund - Gr	25.49	0.22	1.01	1.63	0.50
PGIM India Large Cap Fund - Gr	22.40	0.15	0.89	1.12	-0.01
PGIM India Long Term Equity Fund - Gr	24.28	0.16	0.97	1.16	0.02
PGIM India Midcap Opportunities Fund - Gr	27.00	0.24	1.06	1.74	0.64
Principal Dividend Yield Fund - Gr	21.54	0.17	0.86	1.26	0.11
Principal Emerging Bluechip Fund - Gr	24.89	0.17	1.01	1.20	0.06
Principal Focused Multicap Fund - Gr	21.82	0.21	0.87	1.52	0.34
Principal Multi Cap Growth Fund - Gr	23.70	0.15	0.96	1.06	-0.07
Principal Tax Savings Fund	24.04	0.14	0.97	1.00	-0.13
Quant Active Fund - G	26.29	0.27	0.99	2.05	0.91
Quantum Long Term Equity Value Fund - Reg Gr	23.93	0.12	0.93	0.92	-0.20
Quantum Tax Saving Fund - Regular plan - Gr	23.57	0.13	0.92	0.93	-0.19
SBI Blue Chip Fund - Gr	24.97	0.15	1.00	1.06	-0.08
SBI Contra Fund - Regular Gr	26.26	0.17	1.04	1.28	0.15
SBI Flexicap Fund - Gr	24.45	0.16	0.99	1.12	-0.01
SBI Focused Equity Fund - Regular Plan - Gr	22.97	0.19	0.91	1.41	0.25
SBI Large & Midcap Fund - Gr	25.34	0.18	1.02	1.31	0.17
SBI Long Term Equity Fund - Gr	24.23	0.16	0.97	1.14	0.01
SBI Magnum COMMA Fund - Gr	27.78	0.21	1.05	1.61	0.50
SBI Magnum Equity ESG Fund - Gr	23.38	0.17	0.93	1.21	0.07
SBI Magnum Global Fund - Gr	18.57	0.20	0.72	1.50	0.26
SBI Magnum MidCap Fund - Gr	28.37	0.18	1.12	1.34	0.23
SBI PSU Fund - Gr	26.66	0.08	0.97	0.60	-0.52
SBI Small Cap Fund - Gr	26.99	0.22	1.06	1.60	0.49
Sundaram Diversified Equity Tax Saver Fund - Gr	25.61	0.10	1.04	0.75	-0.40
Sundaram Large & Midcap Fund - Gr	25.99	0.14	1.04	1.03	-0.11
Sundaram Mid Cap Fund - Gr	26.86	0.10	1.06	0.75	-0.40
Sundaram Rural & Consumption Fund - Gr	24.64	0.10	0.98	0.73	-0.40
Sundaram Select Focus Fund - Gr	23.61	0.15	0.94	1.07	-0.06
Sundaram Small Cap Fund - Gr	31.69	0.13	1.22	1.00	-0.17
Tata Equity P/E Fund Gr	24.27	0.10	0.96	0.73	-0.39
Tata Ethical Fund - Gr	19.19	0.22	0.75	1.64	0.38
Tata India Consumer Fund - Gr	20.36	0.11	0.77	0.83	-0.24
Tata India Tax Savings Fund Regular Plan - Gr	24.72	0.15	1.00	1.08	-0.05
Tata Large & Mid Cap Fund - Gr	24.91	0.19	1.00	1.33	0.20
Tata Large Cap Fund - Gr	24.37	0.15	0.98	1.06	-0.07
Tata Mid Cap Growth Fund - Gr	26.33	0.20	1.04	1.47	0.35
Tata Resources & Energy Fund - Gr	26.22	0.24	1.02	1.76	0.64
Taurus Discovery (Midcap) Fund - Gr	24.47	0.17	0.97	1.26	0.12
Taurus Ethical Fund - Gr	18.92	0.22	0.73	1.62	0.35
Taurus Flexi Cap Fund - Gr	23.24	0.09	0.93	0.63	-0.47
Taurus Largecap Equity Fund - Gr	21.69	0.12	0.86	0.88	-0.22
Taurus Tax Shield - Gr	22.21	0.13	0.89	0.94	-0.17
Templeton India Equity Income Fund - Gr	22.56	0.19	0.89	1.40	0.23
Templeton India Value Fund - Gr	29.50	0.12	1.17	0.90	-0.28
Union Flexi Cap Fund - Gr	23.54	0.19	0.95	1.36	0.21
Union Largecap Fund - Gr	23.47	0.14	0.93	1.04	-0.09
Union Long Term Equity Fund - Gr	23.75	0.18	0.96	1.32	0.18
Union Small Cap Fund - Gr	28.39	0.20	1.09	1.50	0.39
UTI Core Equity Fund - Gr	26.67	0.15	1.07	1.06	-0.08
UTI Dividend Yield Fund - Gr	20.49	0.19	0.80	1.39	0.21
UTI Flexi Cap Fund - Gr	23.68	0.21	0.95	1.49	0.33
UTI India Consumer Fund - Gr	21.14	0.12	0.81	0.89	-0.20
UTI Long Term Equity Fund (Tax Saving) - Gr	24.09	0.17	0.97	1.25	0.11
UTI Master Share - Gr	22.69	0.17	0.91	1.19	0.05
UTI Mid Cap Fund - Gr	25.78	0.18	1.02	1.28	0.15
UTI MNC Fund - Gr	19.38	0.10	0.74	0.75	-0.28
UTI Transportation and Logistics Fund- Gr	31.40	0.04	1.19	0.27	-1.03
UTI Value Opportunities Fund - Gr	24.25	0.17	0.98	1.21	0.08
<b>Average of Equity Schemes</b>	<b>24.68</b>	<b>0.16</b>	<b>0.98</b>	<b>1.14</b>	<b>0.00</b>

## Aggressive Hybrid Funds

Scheme Name	3 Years				
	Std. Deviation	Sharpe Ratio	Beta	Treynor Ratio	Alpha
Aditya Birla Sun Life Equity Hybrid 95 Fund - Gr	19.74	0.12	1.04	0.67	-0.18
Baroda Hybrid Equity Fund - Gr	18.16	0.13	0.96	0.73	-0.11
BNP Paribas Substantial Equity Hybrid Fund - Gr	16.64	0.24	0.87	1.31	0.41
BOI AXA Mid & Small Cap Equity & Debt Fund - Gr	22.92	0.17	1.10	1.03	0.21
Canara Robeco Equity Hybrid Fund - Gr	16.13	0.22	0.85	1.22	0.32
DSP Equity & Bond Fund - Gr	19.18	0.20	1.00	1.09	0.24
Franklin India Equity Hybrid Fund - Gr	18.17	0.17	0.95	0.94	0.09
HDFC Hybrid Equity Fund - Gr	19.89	0.16	1.04	0.90	0.06
ICICI Prudential Equity & Debt Fund - Regular Gr	20.66	0.17	1.03	1.00	0.16
IDBI Hybrid Equity Fund - Gr	17.10	0.08	0.88	0.48	-0.32
IDFC Hybrid Equity Fund - Regular Plan - Gr	19.51	0.14	1.02	0.77	-0.07
Invesco India Equity And Bond Fund - Gr	17.45	0.14	0.91	0.76	-0.08
JM Equity Hybrid Fund - Gr	22.95	0.13	1.04	0.85	0.01
Kotak Equity Hybrid Fund - Gr	20.70	0.19	1.09	1.03	0.20
L&T Hybrid Equity Fund - Gr	18.10	0.12	0.95	0.68	-0.15
Mirae Asset Hybrid - Equity Fund - Gr	17.97	0.19	0.94	1.06	0.21
Navi Equity Hybrid Fund - Gr	17.90	0.12	0.94	0.68	-0.15
Nippon India Equity Hybrid Fund - Gr	24.54	0.06	1.27	0.31	-0.67
PGIM India Hybrid Equity Fund - Gr	18.26	0.15	0.95	0.81	-0.03
Principal Hybrid Equity Fund - Gr	17.14	0.14	0.90	0.76	-0.08
SBI Equity Hybrid Fund - Gr	17.38	0.19	0.91	1.04	0.18
Sundaram Equity Hybrid Fund - Gr	18.33	0.16	0.96	0.89	0.04
Tata Hybrid Equity Fund - Regular Plan - Gr	18.40	0.14	0.96	0.77	-0.07
UTI Hybrid Equity Fund - Gr	19.79	0.13	1.03	0.74	-0.10
<b>Average of Agg. Hybrid Funds</b>	<b>19.04</b>	<b>0.15</b>	<b>0.98</b>	<b>0.85</b>	<b>0.01</b>

- The above data have been calculated using monthly rolling returns for 36 months period.
- Risk free return considered as 3.36%.
- Standard Deviation is calculated on an annualised basis.

## Sip-Top Up Read Reckoner

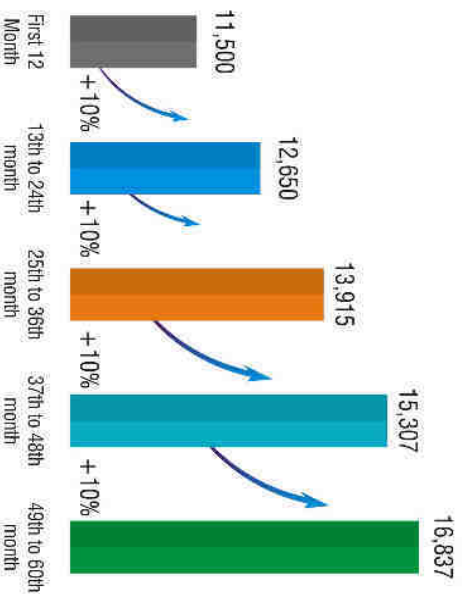
SIP With 10% annual Top up\*

ASSUMED RATE OF RETURN	5 Years					10 Years					15 Years					20 Years					25 Years							
	7%	11%	15%	7%	11%	15%	7%	11%	15%	7%	11%	15%	7%	11%	15%	7%	11%	15%	7%	11%	15%							
<b>TENURE</b>																												
10 Lacs	11,500*	10,400	9,400	3,800	3,100	2,500	1,700	1,200	900	800	600	400	400	300	200													
25 Lacs	28,800	26,100	23,500	9,500	7,800	6,300	4,200	3,100	2,300	2,100	1,400	900	1,100	700	400													
50 Lacs	57,600	52,100	47,000	19,000	15,600	12,600	8,400	6,200	4,500	4,100	2,800	1,800	2,200	1,300	800													
1 Crore	115,300	104,200	93,900	38,100	31,200	25,300	16,700	12,500	9,000	8,300	5,600	3,600	4,400	2,700	1,500													
2 Crore	230,300	208,400	187,900	76,100	62,400	50,500	33,500	24,900	18,000	16,500	11,200	7,200	8,700	5,300	3,000													
5 Crore	576,300	521,000	469,700	190,300	156,000	126,300	83,700	62,300	45,000	41,300	27,900	18,000	21,800	13,400	7,600													
10 Crore	1,152,500	1,042,100	939,400	380,600	312,000	252,700	167,400	124,500	90,100	82,700	55,900	35,900	43,500	26,700	15,200													

Monthly SIP amount (rounded off to the nearest 100s) based on assumed rate of return on investment and corresponding tenure in years

\*Illustration  
Initial Installment Of Rs. 11,500 Will increase over the tenure (Say 5 years) @10%p.a. as illustrated alongside

**SIP- SYSTEMATIC INVESTMENT PLAN**  
Mutual Fund Investment Are Subject to Market Risks,  
Read All Scheme Related Documents Carefully.



**Ashek Metal Industries** Tagore Road, Rajkot-360002. (Guj.) INDIA. Ph. : 0281-2462424 Fax : 91-281-2461888  
Cell : 98240 46666 | E-mail : ram@ashokindia.com | Visit us at : www.vikalpainvest.com | www.simplyinvest.in