



**Vikalpa**  
FINVEST



**Ramkumar H. Barchha**

AFP. B. Com, P.G.D.B.M.,  
I.C.W.A.I. (Int.), B.E.C. (Level-3)  
Certified Financial & Insurance Professional



Name : \_\_\_\_\_

Contacts : \_\_\_\_\_

# Index

Equity Market .....	1
Debt Market .....	3
Forex .....	3
Fundz This Quarter .....	4
MF Industry AUM .....	4
Funds Snapshot .....	6
Terminology & Definitions .....	24
Performance Scorecard .....	26
Risk Ratios - Equity .....	45

## March 2023 - Global Indices

Indices	Close Value	Return(%) USD						
		1 month	3 months	1 year	3 years	5 years	10 years	
Developed	All Ordinaries (Australia)	7,373	-1.14	2.10	-5.34	13.00	4.67	4.00
	Dow Jones Ind Avg (USA)	33,274	1.89	0.38	-4.05	14.93	6.66	8.60
	FTSE 100 (UK)	7,632	-3.10	2.42	1.54	10.40	1.58	1.76
	Hang Seng (Hong Kong)	20,400	3.10	3.13	-7.26	-4.75	-7.48	-0.89
	Nasdaq (USA)	12,222	6.69	16.77	-14.05	16.65	11.59	14.10
	Nikkei 225 (Japan)	28,041	2.17	7.46	0.79	14.02	5.50	8.50
Emerging	S&P BSE SENSEX	58,992	0.05	-3.04	0.72	26.03	12.34	12.09
	Bovespa (Brazil)	101,882	-2.91	-7.16	-15.10	11.74	3.60	6.10
	Jakarta Composite (Indonesia)	6,805	-0.55	-0.66	-3.76	14.45	1.92	3.25
	KLSE Composite (Malaysia)	1,423	-2.17	-4.87	-10.38	1.74	-5.26	-1.60
	PSE Composite (Phillippines)	6,500	-0.86	-1.02	-9.77	6.90	-4.02	-0.52
	RTS Index (Russia)	997	5.34	2.70	-2.40	-0.58	-4.45	-3.71
	Seoul Composite (S. Korea)	2,477	2.65	10.75	-10.18	12.18	0.25	2.14
	SET (Thailand)	1,609	-0.81	-3.57	-5.08	12.64	-1.96	0.30
	Shanghai Composite (China)	3,273	-0.21	5.94	0.64	5.97	0.65	3.88
	Straits Times (Singapore)	3,259	-0.11	0.23	-4.39	9.51	-1.01	-0.15
	Taiwan Weighted (Taiwan)	15,868	2.35	12.24	-10.32	17.80	7.77	7.20

All figures are as of 31st March, 2023

## HIGHLIGHTS

- Despite rapid and front-loaded policy rate rises through 2022, the recent data releases for Advanced Economies on the labour market, earnings, and consumer expenditure point to a respectable pace of expansion for the world economy. Although the fact that worries globally is the US banking industry in the first half of March '23 caused worldwide volatility, the US Fed kept up with its recent policy, raising interest rates by 25 basis points to 4.75 - 5.00%. The Fed acknowledged that, to some extent, banking stress will replace rate hikes; yet, it is anticipated that it will proceed with one more rate hike of 25 basis points to bring the final Fed Funds rate to 5.00–5.25%. Following this, we anticipate the Fed to maintain rates at those levels for the entire calendar year in order to reduce inflation to its desired range.
- Domestically, Q3FY23 GDP print highlighted that there are some downside risks to FY23E growth estimates however, GDP for FY24E at 5.8% seems reasonable. The most recent consumer downturn and persistent core inflation above the 6% mark are the two vital internal concerns. Due to these factors, the domestic equity market continues to focus on earnings. The market is expected to continue to consolidate until we have visibility on earnings upgrades or a significant decline in interest rates (inflation globally/locally) to change multiples. Both key factors, earnings growth and cost of capital (interest rate outlook globally) are neutral to negative for India from a near term perspective.
- Except for the financial, auto, and industrial sectors, the internals of the earnings are not very strong. India trades at a premium to other EMs, although this is happily reducing as a result of market consolidation during the past 1.5 years. These numbers include an earnings CAGR of 13–14% over FY23–25E, where the Indian equities market is trading at 19 times FY24 profits– in a fair valuation zone from a near term perspective.

(Source: AMC Factsheets)

## Equity Market Indicators

## March 2023 - Key Indices (Total Return Index)

Indices	Close Value	Return(%) INR					
		1 month	3 months	1 year	3 years	5 years	10 years
S&P BSE SENSEX TRI	89,326	0.05	-2.87	2.03	27.46	13.66	13.57
NIFTY 50 TRI	25,266	0.32	-4.03	0.59	27.80	12.75	13.20
S&P BSE 100 TRI	22,000	0.38	-4.26	0.73	28.23	12.32	13.52
S&P BSE 200 TRI	9,223	0.55	-5.68	-0.61	28.55	12.18	13.96
NIFTY 500 TRI	22,610	0.28	-5.66	-1.22	28.97	11.55	13.91
NIFTY MIDCAP 150 TRI	14,204	-0.50	-4.37	2.77	37.34	12.47	18.23
S&P BSE SMALL CAP TRI	32,925	-1.37	-6.64	-3.64	42.14	10.68	17.77
NIFTY NEXT 50 TRI	53,231	1.53	-10.24	-7.34	22.44	6.82	14.26

## March 2023 - Sectoral Indices

Indices	Close Value	Return(%) INR					
		1 month	3 months	1 year	3 years	5 years	10 years
S&P BSE Auto	28,247	-3.35	-2.34	17.45	38.01	3.26	10.95
S&P BSE Bankex	46,032	0.93	-5.88	10.25	27.81	11.10	13.45
S&P BSE FMCG	16,487	2.01	2.56	23.64	17.15	9.89	10.79
S&P BSE Healthcare	21,884	1.31	-4.99	-9.96	21.67	10.71	10.58
S&P BSE Metal	19,185	1.04	-8.01	-14.23	49.75	7.57	8.16
S&P BSE Oil & Gas	17,383	2.77	-14.83	-7.24	20.16	3.53	7.64
S&P BSE Realty	3,102	-1.60	-10.02	-15.76	31.83	6.82	5.71
S&P BSE TECK	12,978	-2.75	-3.25	-20.12	26.55	14.78	12.77
NIFTY INDIA CONSUMPTION	7,162	0.63	-5.20	4.86	20.67	8.60	12.59
NIFTY INFRASTRUCTURE	5,091	1.48	-3.07	1.44	29.20	8.87	8.70
NIFTY MEDIA	1,700	-0.28	-14.66	-28.56	17.80	-12.35	0.41
NIFTY DIVIDEND OPPT 50	3,875	0.81	2.28	4.55	25.91	8.96	9.39

## Institutional Activity (Net Investment) ₹ Cr.

	March-2023			01-Jan-23 To 31-March-23		
	Debt	Equity & Hybrid	Total	Debt	Equity & Hybrid	Total
FII / FPI	-3231	9131	5899	616	-25399	-24784
Mutual Funds	1197	20764	21961	-20271	54942	34671

\* Source: SEBI

## HIGHLIGHTS

- Central Government G-sec borrowing calendar for H1 FY24 pegged gross borrowing at Rs. 8.88tn (58% of full year Budget Estimate) and thus net borrowing at Rs. 7.52tn (64% of full year BE).
- The recent MPC pause and the favourable global environment helped domestic rates, with the 10-year G-Sec climbing by about 20 bps from its recent top. The yield curve has gotten steeper recently, as evidenced by the 5x10 yrg-sec, which briefly turned inverted at the end of February 2023 and is running at 19 bps till recent update.

(Source: AMC Factsheets)

## Debt Market Indicators

Benchmarks	As on 31-Mar-23	As on 28-Feb-23	As on 31-Dec-22	Change (Month)	Change (Quarter)
364 Day Tbill	7.16%	7.32%	6.87%	-0.16%	0.29%
91 Day Tbill	6.88%	6.89%	6.26%	-0.01%	0.62%
10-year Benchmark (07.26 GS 2032)	7.32%	7.46%	7.33%	-0.14%	-0.01%
3 Months Certificate Of Deposit (CD)	7.24%	7.52%	6.66%	-0.28%	0.58%
Call Rate	6.61%	6.67%	6.38%	-0.06%	0.23%
MIBOR	7.79%	6.70%	6.60%	1.09%	1.19%
Bank Rate	6.75%	6.75%	6.50%	0.00%	0.25%
RBI LAF-Repo rate	6.50%	6.50%	6.25%	0.00%	0.25%
RBI LAF-Reverse Repo rate	3.35%	3.35%	3.35%	0.00%	0.00%
CRR	4.50%	4.50%	4.50%	0.00%	0.00%
Foreign Exchange Reserve(\$ bn)	578.45	560.94	562.85	17.51	15.60
Brent Crude Oil (\$/bbl)	79.27	83.48	84.58	-4.21	-5.31
Gold (\$/oz)	1968.92	1808.15	1818.43	160.77	150.49
US 10-yr Gilt	3.49%	3.91%	3.88%	-0.42%	-0.39%

Source: RBI, Reuters, Bloomberg

## Forex

## HIGHLIGHTS

- After depreciating in Feb 2023, Rupee appreciated marginally in March. Average Rupee was Rs. 82.3 during the month (Feb: 82.6; Jan 2023: 81.90, Oct-Dec 2022:82). With this, the rupee depreciated by 8.5% against the dollar in FY23. Currency movements during the year were primarily driven by volatility in UST yield & dollar movement as well as RBI forex intervention.
- According to data available with the RBI, India's foreign exchange reserves increased by USD 1.657 billion to USD 586.412 billion.

(Source: AMC Factsheets, Babushahi.com)

## FOREX

	31-Mar-23	28-Feb-23	31-Dec-22	31-Mar-22	% Change (Month)	% Change (Quarter)	% Change (Year)
1 US\$	82.22	82.58	82.61	75.76	0.44%	0.48%	-7.85%
1 Euro	89.61	87.55	88.15	84.66	-2.30%	-1.63%	-5.52%
100 Yen	61.8	60.68	62.45	62.23	-1.81%	1.05%	0.70%
1 Pound	101.87	99.60	99.74	99.55	-2.23%	-2.09%	-2.28%

\* Source: RBI

## Average Assets Under Management (AUM) for the quarter Jan - Mar 2023 (Rs in crores)

Rank	Mutual Fund Name	Average AUM	Equity	Debt & Other	Equity(%)	Debt & Other(%)
1	SBI Mutual Fund	718,457	468,331	250,126	65	35
2	ICICI Prudential Mutual Fund	522,832	258,937	263,895	50	50
3	HDFC Mutual Fund	453,636	227,086	226,550	50	50
4	Nippon India Mutual Fund	295,297	169,002	126,295	57	43
5	Kotak Mahindra Mutual Fund	291,593	141,339	150,254	48	52
6	Aditya Birla Sun Life Mutual Fund	275,965	115,653	160,312	42	58
7	Axis Mutual Fund	242,183	138,559	103,625	57	43
8	UTI Mutual Fund	238,868	170,316	68,553	71	29
9	Edelweiss Mutual Fund	120,558	18,441	102,117	15	85
10	Mirae Asset Mutual Fund	118,066	105,077	12,988	89	11
11	Bandhan Mutual Fund	117,071	28,898	88,173	25	75
12	DSP Mutual Fund	114,722	69,478	45,244	61	39
13	Tata Mutual Fund	98,458	51,251	47,208	52	48
14	HSBC Mutual Fund	83,459	44,029	39,430	53	47
15	Franklin Templeton Mutual Fund	64,281	51,201	13,080	80	20
16	Canara Robeco Mutual Fund	62,485	51,932	10,553	83	17
17	Invesco Mutual Fund	46,503	29,901	16,602	64	36
18	Sundaram Mutual Fund	44,623	32,344	12,279	72	28
19	PPFAS Mutual Fund	33,716	27,123	6,592	80	20
20	Motilal Oswal Mutual Fund	33,029	27,711	5,318	84	16
21	Baroda BNP Paribas Mutual Fund	24,507	13,176	11,331	54	46
22	PGIM India Mutual Fund	21,437	16,473	4,964	77	23
23	quant Mutual Fund	18,761	16,221	2,540	86	14
24	LIC Mutual Fund	17,639	7,660	9,978	43	57
25	Union Mutual Fund	10,011	6,514	3,497	65	35
26	Mahindra Manulife Mutual Fund	9,821	7,794	2,027	79	21
27	IIFL Mutual Fund	4,616	3,312	1,304	72	28
28	NJ Mutual Fund	4,300	3,109	1,190	72	28
29	IDBI Mutual Fund	3,733	2,663	1,070	71	29
30	ITI Mutual Fund	3,612	3,094	517	86	14
31	Bank of India Mutual Fund	3,394	2,123	1,271	63	37
32	JM Financial Mutual Fund	2,969	743	2,227	25	75
33	WhiteOak Capital Mutual Fund	2,361	1,853	508	78	22
34	Navi Mutual Fund	2,210	1,193	1,017	54	46
35	Quantum Mutual Fund	2,149	993	1,156	46	54
36	IL&FS Mutual Fund (IDF)	1,334	0	1,334	0	100
37	Trust Mutual Fund	1,190	0	1,190	0	100
38	Samco Mutual Fund	781	680	102	87	13
39	IIFCL Mutual Fund (IDF)	629	0	629	0	100
40	Taurus Mutual Fund	513	496	17	97	3
41	Indiabulls Mutual Fund	512	266	246	52	48
42	Shriram Mutual Fund	283	156	127	55	45
	<b>Total of above Mutual Funds</b>	<b>4,112,560</b>	<b>2,315,126</b>	<b>1,797,435</b>	<b>59</b>	<b>41</b>

Highlighted are the top 10 AMCs on the basis of their average AUM.

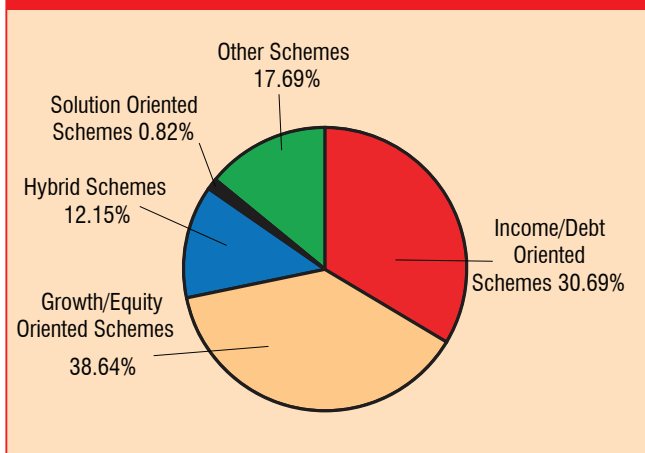
## MF Industry AUM Comparison

Mutual Fund Name	Avg. AUM Jan-Mar 2023	Avg. AUM Oct-Dec 2022	Absolute change over a quarter	% Change over a quarter	Avg. AUM Jan-Mar 2022	Absolute change over a year	% Change over a year
Aditya Birla Sun Life Mutual Fund	275,965	282,441	-6,476	-2.29	296,390	-20,424	-6.89
Axis Mutual Fund	242,183	248,929	-6,746	-2.71	260,335	-18,152	-6.97
Bandhan Mutual Fund	117,071	119,075	-2,004	-1.68	121,230	-4,159	-3.43
Bank of India Mutual Fund	3,394	3,362	31	0.93	2,750	644	23.41
Baroda BNP Paribas Mutual Fund	24,507	23,744	763	3.22	21,393	3,114	14.56
Canara Robeco Mutual Fund	62,485	60,547	1,938	3.20	47,956	14,529	30.30
DSP Mutual Fund	114,722	116,096	-1,375	-1.18	107,911	6,810	6.31
Edelweiss Mutual Fund	120,558	111,419	9,139	8.20	88,713	31,845	35.90
Franklin Templeton Mutual Fund	64,281	65,191	-910	-1.40	64,123	157	0.25
HDFC Mutual Fund	453,636	448,494	5,142	1.15	435,537	18,099	4.16
HSBC Mutual Fund	83,459	85,979	-2,520	-2.93	12,789	70,670	552.57
ICICI Prudential Mutual Fund	522,832	510,365	12,466	2.44	486,424	36,408	7.48
IDBI Mutual Fund	3,733	3,907	-174	-4.46	4,161	-428	-10.28
IIFCL Mutual Fund (IDF)	629	634	-5	-0.75	625	5	0.74

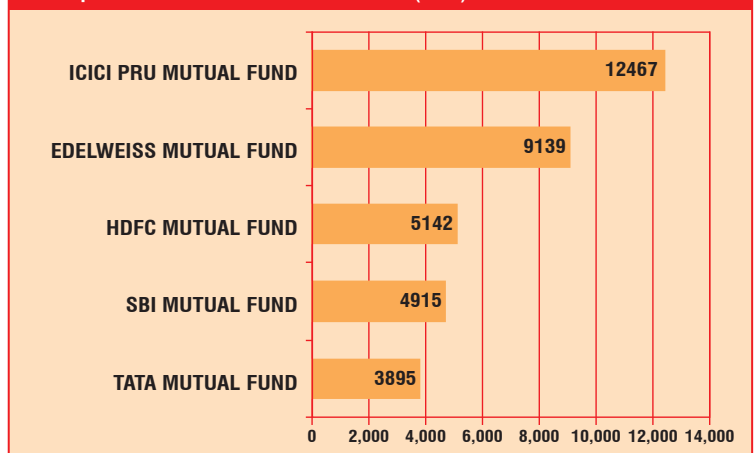
## MF Industry AUM Comparison

Mutual Fund Name	Avg. AUM Jan-Mar 2023	Avg. AUM Oct-Dec 2022	Absolute change over a quarter	% Change over a quarter	Avg. AUM Jan-Mar 2022	Absolute change over a year	% Change over a year
IIFL Mutual Fund	4,616	4,684	-68	-1.46	4,264	351	8.24
IL&FS Mutual Fund (IDF)	1,334	1,455	-121	-8.28	1,338	-4	-0.28
Indiabulls Mutual Fund	512	593	-82	-13.74	544	-33	-6.03
Invesco Mutual Fund	46,503	45,907	596	1.30	43,916	2,587	5.89
ITI Mutual Fund	3,612	3,298	314	9.51	2,718	893	32.87
JM Financial Mutual Fund	2,969	3,256	-287	-8.81	2,318	652	28.12
Kotak Mahindra Mutual Fund	291,593	288,634	2,960	1.03	286,414	5,179	1.81
LIC Mutual Fund	17,639	17,978	-339	-1.89	17,817	-179	-1.00
Mahindra Manulife Mutual Fund	9,821	9,277	544	5.86	8,805	1,016	11.54
Mirae Asset Mutual Fund	118,066	116,910	1,156	0.99	102,757	15,309	14.90
Motilal Oswal Mutual Fund	33,029	33,273	-244	-0.73	34,948	-1,918	-5.49
Navi Mutual Fund	2,210	2,184	25	1.16	1,039	1,170	112.61
Nippon India Mutual Fund	295,297	294,874	423	0.14	285,196	10,100	3.54
NJ Mutual Fund	4,300	4,770	-470	-9.86	5,247	-947	-18.06
PGIM India Mutual Fund	21,437	21,116	321	1.52	16,492	4,944	29.98
PPFAS Mutual Fund	33,716	31,332	2,384	7.61	23,114	10,602	45.87
Quant Mutual Fund	18,761	15,013	3,748	24.97	6,506	12,255	188.37
Quantum Mutual Fund	2,149	2,104	45	2.14	1,978	170	8.61
Samco Mutual Fund	781	735	46	6.28	367	414	NA
SBI Mutual Fund	718,457	713,542	4,914	0.69	648,199	70,258	10.84
Shriram Mutual Fund	283	296	-14	-4.60	220	62	28.31
Sundaram Mutual Fund	44,623	44,657	-35	-0.08	43,107	1,516	3.52
Tata Mutual Fund	98,458	94,564	3,894	4.12	86,713	11,745	13.54
Taurus Mutual Fund	513	535	-22	-4.05	511	2	0.44
Trust Mutual Fund	1,190	1,097	92	8.40	1,218	-28	-2.32
Union Mutual Fund	10,011	9,808	203	2.07	8,147	1,864	22.88
UTI Mutual Fund	238,868	240,890	-2,022	-0.84	223,842	15,027	6.71
WhiteOak Capital Mutual Fund	2,361	1,644	718	43.66	105	2,257	2158.03
<b>Total</b>	<b>4,112,560</b>	<b>4,084,610</b>	<b>27,950</b>	<b>0.68</b>	<b>3,808,177</b>	<b>304,383</b>	<b>7.99</b>

Categorywise AUM as on 31st Mar 2023



Top 5 AMCs Based on Abs. AAUM Growth (₹Cr) For Quarter Jan-Mar 2023



MF Category	Sales	Redemptions	Net Sales	Net AUM
				31-Mar-23
				<b>Mar – 2023</b>
Income/Debt Oriented Schemes	913,859	967,970	-54,111	1,209,976
Growth/Equity Oriented Schemes	38,641	18,450	20,190	1,523,282
Hybrid Schemes	12,239	24,611	-12,372	478,917
Solution Oriented Schemes	378	154	224	32,334
Other Schemes	50,553	23,749	26,804	697,522
<b>Total</b>	<b>1,015,670</b>	<b>1,034,934</b>	<b>-19,264</b>	<b>3,942,031</b>

₹ in Crore

\* Source: AMFI

Large Cap Fund

# Total Return Index, ^ Expense Ratios as on 31st Mar 2023, \*\* Holdings data as on 31st Mar 2023\*

Scheme Name	Date of Inception	Benchmark #	^ Expense Ratio %	As on 31st Mar 2023		% Change over a quarter		% Exposure in Holdings*		
				Corpus in crs	NAV (Rs)	Corpus	NAV	Top Holding	Total of Top 5	Total of Top 10
Aditya Birla Sun Life Frontline Equity Fund	Aug 02	NIFTY 100 - TRI	1.57	21,126	338.19	-4.25%	-3.95%	ICICI Bank Ltd.(9.07)	33.86	49.60
Axis Bluechip Fund	Jan 10	S&P BSE 100 - TRI	1.56	32,615	41.45	-7.34%	-5.08%	HDFC Bank Ltd.(9.26)	37.70	58.08
Bandhan Large Cap Fund	Jun 06	S&P BSE 100 - TRI	2.17	1,041	47.79	-3.76%	-3.15%	HDFC Bank Ltd.(9.88)	36.87	53.30
Bank of India Bluechip Fund	Jun 21	NIFTY 100 - TRI	2.59	112	10.18	-10.58%	-4.95%	HDFC Bank Ltd.(9.66)	33.20	52.74
Baroda BNP Paribas Large Cap Fund	Sep 04	NIFTY 100 - TRI	2.15	1,362	140.79	-1.38%	-2.68%	HDFC Bank Ltd.(9.04)	35.80	53.44
Canara Robeco Bluechip Equity Fund	Aug 10	S&P BSE 100 - TRI	1.74	8,860	40.62	2.24%	-3.17%	HDFC Bank Ltd.(9.58)	35.64	52.97
DSP Top 100 Equity Fund	Mar 03	S&P BSE 100 - TRI	2.06	2,598	285.72	-3.81%	-3.05%	ICICI Bank Ltd.(9.82)	33.94	53.18
Edelweiss Large Cap Fund	May 09	NIFTY 100 - TRI	2.43	407	55.21	6.60%	-2.01%	ICICI Bank Ltd.(7.42)	28.90	46.81
Franklin India Bluechip Fund	Dec 93	NIFTY 100 - TRI	1.87	6,187	673.10	-4.75%	-3.05%	ICICI Bank Ltd.(9.78)	36.22	52.53
HDFC Top 100 Fund	Oct 96	NIFTY 100 - TRI	1.69	22,294	736.87	-1.80%	-2.17%	ICICI Bank Ltd.(9.22)	35.99	56.96
HSBC Large Cap Fund	Dec 02	NIFTY 100 - TRI	2.35	1,406	310.51	-6.34%	-3.76%	HDFC Bank Ltd.(9.73)	37.96	54.14
ICICI Prudential Bluechip Fund	May 08	NIFTY 100 - TRI	1.63	34,679	67.53	-1.06%	-3.10%	ICICI Bank Ltd.(9.68)	37.49	55.31
IDBI India Top 100 Equity Fund	Apr 12	NIFTY 100 - TRI	2.42	600	38.85	-2.19%	-4.31%	HDFC Bank Ltd.(8.24)	32.06	49.19
Indiabulls Blue Chip Fund	Feb 12	NIFTY 100 - TRI	2.42	92	28.55	-6.75%	-4.61%	HDFC Bank Ltd.(9.43)	38.37	60.86
Invesco India Largecap Fund	Aug 09	NIFTY 100 - TRI	2.26	723	42.20	-3.43%	-3.72%	HDFC Bank Ltd.(9.63)	37.85	55.09
ITI Large Cap Fund	Dec 20	NIFTY 100 - TRI	2.53	199	11.68	-3.85%	-4.75%	HDFC Bank Ltd.(7.84)	35.30	51.24
JM Large Cap Fund	Apr 95	S&P BSE 100 - TRI	2.43	45	98.67	-6.10%	-3.80%	Reliance Industries Ltd.(5.78)	26.50	49.40
Kotak Bluechip Fund	Dec 98	NIFTY 100 - TRI	1.80	5,376	371.45	2.28%	-3.01%	ICICI Bank Ltd.(7.18)	29.23	46.29
LIC MF Large Cap Fund	Sep 99	NIFTY 100 - TRI	2.40	648	38.56	-5.16%	-4.86%	HDFC Bank Ltd.(9.88)	37.08	55.58
Mahindra Manulife Large Cap Fund	Mar 19	NIFTY 100 - TRI	2.67	220	15.16	2.14%	-4.63%	HDFC Bank Ltd.(9.38)	38.03	56.94
Mirae Asset Large Cap Fund	Apr 08	NIFTY 100 - TRI	1.53	32,851	76.65	-3.93%	-4.29%	HDFC Bank Ltd.(11.05)	40.42	56.39
Nippon India Large Cap Fund	Aug 07	S&P BSE 100 - TRI	1.78	12,737	53.99	0.99%	-2.11%	Reliance Industries Ltd.(8.05)	31.24	52.01
PGIM India Large Cap Fund	Jan 03	NIFTY 100 - TRI	2.50	432	241.58	1.03%	-2.88%	HDFC Bank Ltd.(9.22)	34.82	53.10
Quant Large Cap Fund	Aug 22	NIFTY 100 - TRI	2.33	261	9.29	-1.10%	-8.23%	Reliance Industries Ltd.(9.65)	43.90	71.57
SBI Blue Chip Fund	Feb 06	S&P BSE 100 - TRI	1.59	34,042	61.76	-1.68%	-2.95%	HDFC Bank Ltd.(9.22)	33.33	49.23
Sundaram Large Cap Fund	Oct 20	NIFTY 100 - TRI	1.93	2,840	14.63	-6.67%	-5.01%	ICICI Bank Ltd.(8.76)	37.97	58.50
Tata Large Cap Fund	May 98	NIFTY 100 - TRI	2.20	1,381	328.15	-2.07%	-4.28%	HDFC Bank Ltd.(7.07)	30.20	47.26
Taurus Largecap Equity Fund	Aug 95	S&P BSE 100 - TRI	2.62	31	98.08	-8.66%	-8.61%	Siemens Ltd.(6.01)	27.69	52.08
Union Largecap Fund	May 17	S&P BSE 100 - TRI	2.68	230	16.04	-3.69%	-4.01%	HDFC Bank Ltd.(9.66)	37.35	53.52
UTI Master Share	Aug 05	S&P BSE 100 - TRI	1.71	10,263	185.51	-3.72%	-4.62%	ICICI Bank Ltd.(9.81)	34.13	51.80
White Oak Capital Large Cap Fund	Dec 22	S&P BSE 100 - TRI	2.37	299	9.08	0.30%	-5.15%	ICICI Bank Ltd.(9.56)	32.60	50.12
<b>Average</b>			<b>2.13</b>			<b>-2.85%</b>			<b>34.89</b>	<b>53.52</b>

Large & Mid Cap Fund

Scheme Name	Date of Inception	Benchmark #	^ Expense Ratio %	As on 31st Mar 2023		% Change over a quarter		% Exposure in Holdings*		
				Corpus in crs	NAV (Rs)	Corpus	NAV	Top Holding	Total of Top 5	Total of Top 10
Aditya Birla Sun Life Equity Advantage Fund	Apr 01	S&P BSE 250 LargeMidCap Index - TRI	1.72	4,805	575.61	-7.87%	-4.44%	ICICI Bank Ltd.(8.47)	28.72	43.06
Axis Growth Opportunities Fund	Oct 18	NIFTY LargeMidcap 250 - TRI	1.75	7,909	18.74	-4.22%	-3.80%	Bajaj Finance Ltd.(7.55)	26.60	43.67
Bandhan Core Equity Fund	Aug 05	NIFTY LargeMidcap 250 - TRI	2.02	2,378	71.23	-3.74%	-3.86%	HDFC Bank Ltd.(9.45)	31.14	41.67
Bank of India Large & Mid Cap Equity Fund	Oct 08	S&P BSE 250 LargeMidCap Index - TRI	2.55	205	54.66	-4.13%	-4.26%	HDFC Bank Ltd.(8.88)	26.22	40.13
Baroda BNP Paribas Large & Mid Cap Fund	Sep 20	S&P BSE 250 LargeMidCap Index - TRI	2.64	715	16.03	-2.86%	-3.60%	HDFC Bank Ltd.(7.66)	24.00	38.81
Canara Robeco Emerging Equities Fund	Mar 05	NIFTY LargeMidcap 250 - TRI	1.68	15,417	155.17	-0.53%	-4.43%	HDFC Bank Ltd.(7)	25.58	39.20
DSP Equity Opportunities Fund	May 00	NIFTY LargeMidcap 250 - TRI	1.82	7,066	351.75	-3.14%	-4.05%	ICICI Bank Ltd.(7.53)	25.11	35.46
Edelweiss Large & Mid Cap Fund	Jun 07	NIFTY LargeMidcap 250 - TRI	2.06	1,739	51.40	4.06%	-4.23%	HDFC Bank Ltd.(6.16)	21.51	32.50
Franklin India Equity Advantage Fund	Mar 05	NIFTY LargeMidcap 250 - TRI	2.02	2,539	116.26	-4.92%	-3.75%	ICICI Bank Ltd.(5.87)	21.85	33.00
HDFC Large and Mid Cap Fund	Mar 94	NIFTY LargeMidcap 250 - TRI	1.81	8,057	192.06	2.43%	-4.06%	HDFC Bank Ltd.(5.39)	17.90	27.31
HSBC Large and Mid Cap Equity Fund	Mar 19	NIFTY LargeMidcap 250 - TRI	2.15	1,978	15.34	-4.69%	-2.02%	HDFC Bank Ltd.(4.57)	20.38	35.33
ICICI Prudential Large & Mid Cap Fund	Jul 98	NIFTY LargeMidcap 250 - TRI	1.85	7,247	568.08	16.69%	-3.44%	HDFC Bank Ltd.(6.66)	23.23	38.92
Invesco India Growth Opportunities Fund	Aug 07	NIFTY LargeMidcap 250 - TRI	1.90	3,660	50.48	-5.38%	-4.99%	HDFC Bank Ltd.(6.8)	22.28	33.94
Kotak Equity Opportunities Fund	Sep 04	NIFTY LargeMidcap 250 - TRI	1.68	11,893	203.30	2.92%	-2.18%	ICICI Bank Ltd.(5.13)	21.45	36.77
LIC MF Large & Mid Cap Fund	Feb 15	NIFTY LargeMidcap 250 - TRI	2.04	1,899	22.67	-1.00%	-5.66%	ICICI Bank Ltd.(6)	21.18	31.62
Mahindra Manulife Large & Mid Cap Fund	Dec 19	NIFTY LargeMidcap 250 - TRI	2.46	1,077	16.30	-0.16%	-5.78%	HDFC Bank Ltd.(6.24)	22.87	35.38
Mirae Asset Emerging Bluechip Fund	Jul 10	NIFTY LargeMidcap 250 - TRI	1.60	23,447	92.52	-2.53%	-4.39%	HDFC Bank Ltd.(5.97)	22.46	34.79
Motilal Oswal Large and Midcap Fund	Oct 19	NIFTY LargeMidcap 250 - TRI	2.09	1,488	16.89	5.93%	-2.03%	Global Health Ltd.(5.64)	25.18	42.84
Navi Large & Midcap Fund	Dec 15	S&P BSE 250 LargeMidCap Index - TRI	2.26	231	23.76	-5.08%	-3.78%	Reliance Industries Ltd.(4.53)	18.36	30.97
Nippon India Vision Fund	Oct 95	NIFTY LargeMidcap 250 - TRI	2.08	3,023	820.73	-3.96%	-2.75%	HDFC Bank Ltd.(6.84)	23.36	34.88
Quant Large & Mid Cap Fund	Dec 06	NIFTY LargeMidcap 250 - TRI	2.31	709	68.99	29.28%	-7.89%	Reliance Industries Ltd.(9.74)	37.60	54.85
SBI Large & Midcap Fund	May 05	NIFTY LargeMidcap 250 - TRI	1.79	9,827	384.42	8.26%	-2.65%	ICICI Bank Ltd.(5.71)	20.28	33.74
Sundaram Large & Midcap Fund	Feb 07	NIFTY LargeMidcap 250 - TRI	1.87	4,833	52.59	-5.88%	-5.22%	ICICI Bank Ltd.(5.26)	19.94	30.85
Tata Large & Mid Cap Fund	Feb 93	NIFTY LargeMidcap 250 - TRI	1.93	3,798	346.49	2.50%	-4.32%	ICICI Bank Ltd.(7.16)	28.41	45.08
Union Large & Midcap Fund	Dec 19	S&P BSE 250 LargeMidCap Index - TRI	2.67	413	15.83	1.26%	-5.49%	HDFC Bank Ltd.(6.11)	22.49	32.89
UTI Core Equity Fund	May 09	NIFTY LargeMidcap 250 - TRI	2.17	1,527	98.90	0.49%	-3.46%	HDFC Bank Ltd.(5.29)	19.75	32.59
<b>Average</b>			<b>2.04</b>			<b>0.53%</b>			<b>23.76</b>	<b>36.93</b>



Flexi Cap Fund

Scheme Name	Date of Inception	Benchmark #	^ Expense Ratio %	As on 31st Mar 2023		% Change over a quarter		% Exposure in Holdings*		
				Corpus in crs	NAV (Rs)	Corpus	NAV	Top Holding	Total of Top 5	Total of Top 10
Aditya Birla SL Flexi Cap Fund	Aug 98	NIFTY 500 - TRI	1.56	15,434	1088.64	-4.68%	-4.55%	ICICI Bank Ltd.(10.1)	32.13	48.64
Axis Flexi Cap Fund	Nov 17	NIFTY 500 - TRI	1.75	9,947	16.77	-7.59%	-5.89%	ICICI Bank Ltd.(9.08)	35.82	49.28
Bandhan Flexi Cap Fund	Sep 05	S&P BSE 500 - TRI	1.90	5,457	130.42	-5.98%	-5.44%	ICICI Bank Ltd.(9.08)	32.79	49.38
Bank of India Flexi Cap Fund	Jun 20	S&P BSE 500 - TRI	2.50	339	18.92	-1.85%	-5.07%	ICICI Bank Ltd.(6.47)	25.41	38.87
Baroda BNP Paribas Flexi Cap Fund	Aug 22	NIFTY 500 - TRI	2.03	1,312	9.66	-5.42%	-3.93%	HDFC Bank Ltd.(8.59)	27.44	41.40
Canara Rob Flexi Cap Fund	Sep 03	S&P BSE 500 - TRI	1.75	8,713	216.84	-0.19%	-3.81%	HDFC Bank Ltd.(9.39)	31.61	46.30
DSP Flexi Cap Fund	Jun 07	NIFTY 500 - TRI	1.76	7,572	62.18	-4.27%	-3.13%	HDFC Bank Ltd.(9.07)	31.12	44.58
Edelweiss Flexi Cap Fund	Feb 15	NIFTY 500 - TRI	2.15	1,074	22.81	0.79%	-2.28%	ICICI Bank Ltd.(8.88)	33.63	52.11
Franklin India Flexi Cap Fund	Sep 94	NIFTY 500 - TRI	1.82	10,028	966.21	-3.86%	-4.58%	HDFC Bank Ltd.(8.83)	34.09	50.88
HDFC Flexi Cap Fund	Jan 95	NIFTY 500 - TRI	1.62	31,893	1121.51	-0.81%	-2.75%	ICICI Bank Ltd.(9.71)	31.45	52.26
HSBC Flexi Cap Fund	Feb 04	NIFTY 500 - TRI	2.16	3,116	127.63	-3.68%	-1.39%	HDFC Bank Ltd.(5.1)	22.52	35.19
ICICI Prudential Flexicap Fund	Jul 21	S&P BSE 500 - TRI	1.74	10,791	11.14	-5.91%	-4.38%	TVS Motor Company Ltd.(9.86)	40.56	58.64
IDBI Flexi Cap Fund	Mar 14	NIFTY 500 - TRI	2.46	350	33.39	-5.10%	-4.13%	HDFC Bank Ltd.(7.97)	27.78	46.24
Invesco India Flexi Cap Fund	Feb 22	S&P BSE 500 - TRI	2.19	922	10.22	-2.48%	-2.85%	ICICI Bank Ltd.(9.13)	31.09	45.79
JM Flexicap Fund	Sep 08	S&P BSE 500 - TRI	2.38	269	54.01	7.61%	-3.21%	Larsen & Toubro Ltd.(5.6)	23.64	39.37
Kotak Flexicap Fund	Sep 09	NIFTY 500 - TRI	1.50	36,056	53.02	-3.64%	-3.61%	ICICI Bank Ltd.(9.63)	30.81	53.61
LIC MF Flexi Cap Fund	Mar 98	NIFTY 500 - TRI	2.54	383	63.88	-3.31%	-2.72%	ICICI Bank Ltd.(7.89)	27.67	41.38
Mahindra Manulife Flexi Cap Fund	Aug 21	NIFTY 500 - TRI	2.19	908	10.20	-3.63%	-1.58%	HDFC Bank Ltd.(9.45)	37.35	52.95
Motilal Oswal Flexi Cap Fund	Apr 14	NIFTY 500 - TRI	1.80	8,081	31.20	-9.31%	-6.79%	ICICI Bank Ltd.(8.68)	36.13	54.97
Navi Flexi Cap Fund	Jul 18	NIFTY 500 - TRI	2.29	201	15.65	-5.42%	-3.89%	ICICI Bank Ltd.(7.87)	28.03	45.05
Nippon India Flexi Cap Fund	Aug 21	NIFTY 500 - TRI	1.91	4,018	10.27	-3.59%	-4.28%	HDFC Bank Ltd.(7.12)	26.77	40.68
Parag Parikh Flexi Cap Fund	May 13	NIFTY 500 - TRI	1.58	31,290	49.49	10.77%	3.73%	Housing Development Finance Corporation Ltd.(8.07)	34.01	58.55
PGIM India Flexi Cap Fund	Mar 15	NIFTY 500 - TRI	1.94	5,310	24.60	0.51%	-3.07%	ICICI Bank Ltd.(9.18)	24.28	40.39
Quant Flexi Cap Fund	Sep 08	NIFTY 500 - TRI	2.33	1,162	59.16	26.30%	-7.68%	Reliance Industries Ltd.(9.75)	38.02	55.91
Samco Flexi Cap Fund	Feb 22	NIFTY 500 - TRI	2.40	670	8.84	-2.27%	-5.25%	Tata Consultancy Services Ltd.(8.22)	35.48	59.34
SBI Flexicap Fund	Sep 05	S&P BSE 500 - TRI	1.70	15,693	73.76	-2.90%	-3.45%	ICICI Bank Ltd.(8.62)	29.35	43.86
Shriram Flexi Cap Fund	Sep 18	NIFTY 500 - TRI	2.55	59	14.29	-7.66%	-4.81%	ICICI Bank Ltd.(5.31)	25.95	43.19
Sundaram Flexi Cap Fund	Sep 22	NIFTY 500 - TRI	2.14	1,847	9.58	-2.18%	-4.58%	Reliance Industries Ltd.(6.63)	25.99	40.31
Tata Flexi Cap Fund	Sep 18	NIFTY 500 - TRI	2.05	2,087	14.95	-5.51%	-4.76%	HDFC Bank Ltd.(9.81)	31.20	45.03
Taurus Flexi Cap Fund	Jan 94	S&P BSE 500 - TRI	2.66	235	141.49	-8.20%	-7.61%	SRF Ltd.(4.55)	21.74	40.56
Union Flexi Cap Fund	Jun 11	S&P BSE 500 - TRI	2.22	1,340	32.22	-1.54%	-5.01%	HDFC Bank Ltd.(9.13)	31.10	43.70
UTI Flexi Cap Fund	Aug 05	NIFTY 500 - TRI	1.60	23,551	220.27	-5.53%	-5.05%	LTIMindtree Ltd.(6.94)	27.20	43.97
White Oak Capital Flexi Cap Fund	Aug 22	S&P BSE 500 - TRI	2.19	1,082	9.93	11.31%	-4.91%	ICICI Bank Ltd.(8.38)	23.79	36.13
<b>Average</b>			<b>2.04</b>			<b>-1.80%</b>			<b>30.18</b>	<b>46.62</b>

Multi Cap Fund

Scheme Name	Date of Inception	Benchmark #	^ Expense Ratio %	As on 31st Mar 2023		% Change over a quarter		% Exposure in Holdings*		
				Corpus in crs	NAV (Rs)	Corpus	NAV	Top Holding	Total of Top 5	Total of Top 10
Aditya Birla SL Multi Cap Fund	May 21	Nifty500 Multicap 50:25:25 - TRI	1.87	3,604	11.95	-3.84%	-3.55%	ICICI Bank Ltd.(5.68)	18.55	28.94
Axis Multicap Fund	Dec 21	Nifty500 Multicap 50:25:25 - TRI	1.84	4,221	9.46	-16.98%	-4.35%	ICICI Bank Ltd.(6.57)	23.17	39.48
Bandhan Multi Cap Fund	Dec 21	Nifty500 Multicap 50:25:25 - TRI	2.13	1,206	10.45	0.72%	-3.06%	ICICI Bank Ltd.(3.09)	13.35	24.59
Baroda BNP Paribas Multi Cap Fund	Sep 03	Nifty500 Multicap 50:25:25 - TRI	2.19	1,610	166.22	-4.01%	-3.45%	HDFC Bank Ltd.(4.75)	19.28	30.82
HDFC Multi Cap Fund	Dec 21	Nifty500 Multicap 50:25:25 - TRI	1.79	5,885	10.77	0.10%	-2.62%	ICICI Bank Ltd.(4.32)	15.84	24.84
ICICI Pru Multicap Fund	Oct 94	Nifty500 Multicap 50:25:25 - TRI	1.86	6,963	454.30	-1.05%	-2.64%	ICICI Bank Ltd.(6.68)	19.56	29.94
Invesco India Multicap Fund	Mar 08	Nifty500 Multicap 50:25:25 - TRI	1.99	2,367	76.15	-0.35%	-3.98%	ICICI Bank Ltd.(5.09)	20.02	31.06
ITI Multicap Fund	May 19	Nifty500 Multicap 50:25:25 - TRI	2.64	518	13.61	0.59%	-3.44%	HDFC Bank Ltd.(3.75)	16.17	25.47
Kotak Multicap Fund	Sep 21	Nifty500 Multicap 50:25:25 - TRI	1.83	3,914	10.10	-5.12%	-5.30%	Maruti Suzuki India Ltd.(6.05)	21.82	35.33
LIC MF Multi Cap Fund	Oct 22	Nifty500 Multicap 50:25:25 - TRI	2.39	490	9.58	6.27%	-3.19%	HDFC Bank Ltd.(5.01)	18.55	28.79
Mahindra Manulife Multi Cap Badhat Yojana	May 17	Nifty500 Multicap 50:25:25 - TRI	2.05	1,575	20.11	1.96%	-4.40%	HDFC Bank Ltd.(8.06)	24.09	35.36
Nippon India Multi Cap Fund	Mar 05	Nifty500 Multicap 50:25:25 - TRI	1.75	14,342	162.90	1.28%	-2.01%	Linde India Ltd.(4.99)	20.29	34.76
Quant Active Fund	Mar 01	Nifty500 Multicap 50:25:25 - TRI	2.33	3,688	412.97	4.05%	-9.94%	HDFC Bank Ltd.(9.03)	30.75	46.54
SBI Multicap Fund	Mar 22	Nifty500 Multicap 50:25:25 - TRI	1.74	11,536	10.05	-5.03%	-5.88%	State Bank Of India(6.81)	24.88	41.29
Sundaram Multi Cap Fund	Oct 00	Nifty500 Multicap 50:25:25 - TRI	2.10	1,785	227.66	-3.37%	-4.49%	ICICI Bank Ltd.(5.77)	24.25	36.62
Union Multicap Fund	Dec 22	Nifty500 Multicap 50:25:25 - TRI	2.35	470	9.38	7.64%	-4.29%	HDFC Bank Ltd.(4.95)	19.63	29.83
<b>Average</b>			<b>2.05</b>			<b>-1.07%</b>			<b>20.64</b>	<b>32.73</b>

Mid Cap Fund

Scheme Name	Date of Inception	Benchmark #	↑ Expense Ratio %	As on 31st Mar 2023		% Change over a quarter		% Exposure in Holdings*		
				Corpus in crs	NAV (Rs)	Corpus	NAV	Top Holding	Total of Top 5	Total of Top 10
Aditya Birla Sun Life Midcap Fund	Oct 02	Nifty Midcap 150 - TRI	1.82	3,378	434.82	-2.98%	-3.72%	Gujarat Fluorochemicals Ltd.(4.09)	17.22	30.25
Axis MidCap Fund	Feb 11	S&P BSE 150 MidCap - TRI	1.64	18,749	64.34	-2.07%	-3.20%	Cholamandam Investment and Finance Company Ltd.(4.06)	16.93	29.95
Bandhan Midcap Fund	Aug 22	S&P BSE 150 MidCap - TRI	2.34	636	9.64	3.74%	-2.09%	ICICI Bank Ltd.(4.59)	18.65	32.81
Baroda BNP Paribas Mid Cap Fund	May 06	Nifty Midcap 150 - TRI	2.13	1,192	57.80	-2.93%	-3.71%	Trent Ltd.(4.62)	16.36	27.84
Canara Rob Mid Cap Fund	Dec 22	S&P BSE 150 MidCap - TRI	2.17	1,034	9.67	15.95%	-2.32%	The Federal Bank Ltd.(3.63)	16.60	30.66
DSP Mid Cap Fund	Nov 06	Nifty Midcap 150 - TRI	1.70	12,917	82.29	-5.71%	-4.86%	Alkem Laboratories Ltd.(4.07)	18.84	34.46
Edelweiss Mid Cap Fund	Dec 07	Nifty Midcap 150 - TRI	1.96	2,614	50.95	5.36%	-2.78%	Cummins India Ltd.(6.07)	23.78	38.18
Franklin India Prima Fund	Dec 93	Nifty Midcap 150 - TRI	1.85	7,298	1476.13	-3.99%	-3.65%	The Federal Bank Ltd.(3.82)	15.54	28.05
HDFC Mid Cap Opportunities Fund	Jun 07	Nifty Midcap 150 - TRI	1.61	35,173	99.75	-1.56%	-2.70%	The Indian Hotels Company Ltd.(4.79)	18.89	33.55
HSBC Midcap Fund	Aug 04	Nifty Midcap 150 - TRI	1.82	6,899	202.38	-7.32%	-2.96%	Ratnamani Metals & Tubes Ltd.(3.06)	13.33	24.00
ICICI Prudential MidCap Fund	Oct 04	Nifty Midcap 150 - TRI	1.99	3,515	157.46	-4.14%	-6.47%	Hindustan Petroleum Corporation Ltd.(4.19)	18.25	32.66
IDBI Midcap Fund	Feb 17	Nifty Midcap 150 - TRI	2.50	173	15.79	-7.89%	-6.40%	The Federal Bank Ltd.(4.7)	18.79	32.61
Invesco India Midcap Fund	Apr 07	S&P BSE 150 MidCap - TRI	1.97	2,633	85.45	-1.68%	-4.90%	Sundaram Fasteners Ltd.(2.67)	12.57	23.64
ITI Mid Cap Fund	Mar 21	Nifty Midcap 150 - TRI	2.52	418	11.09	-1.81%	-3.92%	ABB India Ltd.(3.14)	13.18	23.25
JM Midcap Fund	Nov 22	Nifty Midcap 150 - TRI	2.30	119	9.77	19.55%	-2.08%	Canara Bank(3.81)	17.29	32.38
Kotak Emerging Equity Fund	Apr 07	Nifty Midcap 150 - TRI	1.56	24,407	74.28	4.59%	-2.73%	Supreme Industries Ltd.(4.15)	18.35	31.62
Mahindra Manulife Mid Cap Unnati Yojana	Jan 18	Nifty Midcap 150 - TRI	2.17	1,077	17.27	1.34%	-1.73%	The Federal Bank Ltd.(3.1)	14.23	26.45
Mirae Asset Midcap Fund	Jul 19	Nifty Midcap 150 - TRI	1.76	8,852	20.39	-1.67%	-6.46%	The Federal Bank Ltd.(4.38)	17.63	30.33
Motilal Oswal Midcap 30 Fund	Feb 14	Nifty Midcap 150 - TRI	1.90	3,801	49.39	4.79%	-2.30%	Tube Investments of India Ltd.(10.2)	30.90	52.74
Nippon India Growth Fund	Oct 95	Nifty Midcap 150 - TRI	1.69	13,420	2083.28	-1.30%	-3.66%	Varun Beverages Ltd.(3.75)	14.90	26.15
PGIM India Midcap Opportunities Fund	Dec 13	Nifty Midcap 150 - TRI	1.92	7,812	41.71	3.36%	-4.58%	ICICI Bank Ltd.(5.09)	20.67	36.71
Quant Mid Cap Fund	Feb 01	Nifty Midcap 150 - TRI	2.38	1,665	127.44	25.23%	-7.71%	HDFC Bank Ltd.(8.15)	32.91	55.21
SBI Magnum MidCap Fund	Apr 05	Nifty Free Float Midcap 150 - TRI	1.79	8,734	142.75	3.66%	-1.77%	CRISIL Ltd.(5.16)	21.32	37.02
Sundaram Mid Cap Fund	Jul 02	Nifty Midcap 100 - TRI	1.84	6,981	713.68	-4.63%	-4.16%	The Federal Bank Ltd.(3.87)	14.82	26.60
Tata Mid Cap Growth Fund	Jul 94	Nifty Midcap 150 - TRI	2.11	1,781	240.51	0.15%	-2.72%	Thermax Ltd.(3.82)	17.31	30.80
Taurus Discovery (Midcap) Fund	Jan 96	Nifty Midcap 150 - TRI	2.56	72	71.82	-7.29%	-7.23%	AMI Organics Ltd.(6.37)	23.54	41.34
Union Midcap Fund	Mar 20	S&P BSE 150 MidCap - TRI	2.56	580	26.52	1.10%	-5.22%	Max Healthcare Institute Ltd.(3.15)	14.24	26.35
UTI Mid Cap Fund	Aug 05	Nifty Midcap 150 - TRI	1.60	6,952	178.26	-3.84%	-5.65%	Cholamandam Investment and Finance Company Ltd.(3.44)	13.93	24.59
White Oak Capital Mid Cap Fund	Sep 22	S&P BSE 150 MidCap - TRI	2.44	522	9.60	20.43%	-5.04%	CG Power and Industrial Solutions Ltd.(3.83)	15.54	27.53
<b>Average</b>			<b>2.02</b>			<b>1.67%</b>			<b>18.16</b>	<b>31.99</b>

Small Cap Fund

Scheme Name	Date of Inception	Benchmark #	↑ Expense Ratio %	As on 31st Mar 2023		% Change over a quarter		% Exposure in Holdings*		
				Corpus in crs	NAV (Rs)	Corpus	NAV	Top Holding	Total of Top 5	Total of Top 10
Aditya Birla Sun Life Small Cap Fund	May 07	S&P BSE 250 Small Cap - TRI	1.73	2,871	49.49	-3.63%	-4.79%	JK Cement Ltd.(3.53)	12.81	22.32
Axis Small Cap Fund	Nov 13	Nifty Smallcap 250 - TRI	1.70	11,601	61.69	1.85%	-3.28%	Narayana Hrudayalaya Ltd.(4.51)	18.01	32.16
Bandhan Emerging Businesses Fund	Feb 20	S&P BSE 250 Small Cap - TRI	2.10	1,421	20.23	-3.36%	-5.17%	Radico Khaitan Ltd.(3.49)	14.52	26.02
Bank of India Small Cap Fund	Dec 18	Nifty Smallcap 250 - TRI	2.49	428	25.60	3.94%	-4.44%	CCL Products (India) Ltd.(2.9)	12.54	23.09
Canara Robeco Small Cap Fund	Feb 19	Nifty Smallcap 250 - TRI	1.84	5,106	23.57	11.78%	-4.50%	KEI Industries Ltd.(2.62)	11.58	20.66
DSP Small Cap Fund	Jun 07	S&P BSE 250 Small Cap - TRI	1.78	8,878	108.32	-3.09%	-4.53%	Cyient Ltd.(4.35)	17.24	29.30
Edelweiss Small Cap Fund	Feb 19	Nifty Smallcap 250 - TRI	2.38	1,500	24.50	4.30%	-3.46%	Westlife Foodworld Ltd(3.3)	13.87	23.49
Franklin India Smaller Companies Fund	Jan 06	Nifty Smallcap 250 - TRI	1.85	7,293	96.37	0.08%	0.57%	Equitas Small Finance Bank Ltd.(4.84)	18.28	31.04
HDFC Small Cap Fund	Apr 08	S&P BSE 250 Small Cap - TRI	1.71	14,963	79.64	2.14%	-0.17%	Sonata Software Ltd.(5.25)	19.51	32.62
HSBC Small Cap Fund	May 05	Nifty Smallcap 250 - TRI	1.80	8,718	47.28	0.25%	0.16%	K.P.R. Mill Ltd.(3.37)	14.43	26.29
ICICI Prudential Smallcap Fund	Oct 07	Nifty Smallcap 250 - TRI	1.89	4,762	52.63	3.55%	-2.70%	Cyient Ltd.(4.17)	18.50	32.07
IDBI Small Cap Fund	Jun 17	Nifty Smallcap 250 - TRI	2.50	141	17.44	-5.98%	-4.18%	Elgi Equipments Ltd.(6.16)	23.80	39.37
Invesco India Smallcap Fund	Oct 18	S&P BSE 250 Small Cap - TRI	2.12	1,415	21.17	0.62%	-2.44%	Timken India Ltd.(3.35)	13.47	24.91
ITI Small Cap Fund	Feb 20	Nifty Smallcap 250 - TRI	2.27	1,057	14.20	24.52%	-1.05%	Jindal Stainless Ltd.(3.03)	11.55	19.46
Kotak Small Cap Fund	Feb 05	Nifty Smallcap 250 - TRI	1.69	8,672	157.12	2.05%	-3.24%	Carborundum Universal Ltd.(4.71)	17.59	30.11
Mahindra Manulife Small Cap Fund	Dec 22	S&P BSE 250 Small Cap - TRI	2.28	591	9.81	16.94%	-1.14%	IDFC Ltd.(3.95)	15.46	27.25
Nippon India Small Cap Fund	Sep 10	Nifty Smallcap 250 - TRI	1.62	24,491	90.92	3.33%	-2.24%	Tube Investments of India Ltd.(3.4)	10.06	17.18
PGIM India Small Cap Fund	Jul 21	Nifty Smallcap 250 - TRI	2.07	2,016	10.16	-4.45%	-6.19%	ICICI Bank Ltd.(8.99)	24.38	38.63
Quant Small Cap Fund	Oct 96	Nifty Smallcap 250 - TRI	2.37	3,579	138.04	24.68%	-4.77%	Reliance Industries Ltd.(6.52)	27.10	44.30
SBI Small Cap Fund	Sep 09	S&P BSE 250 Small Cap - TRI	1.68	15,590	108.69	1.58%	-4.68%	Blue Star Ltd.(4.16)	16.43	29.39
Sundaram Small Cap Fund	Feb 05	Nifty Smallcap 100 - TRI	2.08	1,960	145.54	-3.03%	-2.63%	KSB Ltd.(3.77)	15.51	27.12
Tata Small Cap Fund	Nov 18	Nifty Smallcap 250 - TRI	1.91	3,512	23.42	12.67%	-2.01%	IDFC Ltd.(4.01)	17.82	32.78
Union Small Cap Fund	Jun 14	S&P BSE 250 Small Cap - TRI	2.57	708	28.01	-0.48%	-4.37%	Cera Sanitaryware Ltd.(3.13)	14.62	26.24
UTI Small Cap Fund	Dec 20	Nifty Smallcap 250 - TRI	2.30	2,342	14.76	-1.99%	-5.35%	Karur Vysya Bank Ltd.(2.71)	11.51	20.80
<b>Average</b>			<b>2.03</b>			<b>3.68%</b>			<b>16.27</b>	<b>28.19</b>

Focused Fund

Scheme Name	Date of Inception	Benchmark #	^ Expense Ratio %	As on 31st Mar 2023		% Change over a quarter		% Exposure in Holdings*		
				Corpus in crs	NAV (Rs)	Corpus	NAV	Top Holding	Total of Top 5	Total of Top 10
Aditya Birla Sun Life Focused Equity Fund	Oct 05	NIFTY 500 - TRI	1.78	5,628	88.14	-4.22%	-4.99%	ICICI Bank Ltd.(9.65)	38.20	57.79
Axis Focused 25 Fund	Jul 12	NIFTY 500 - TRI	1.70	14,701	36.47	-12.10%	-7.55%	Bajaj Finance Ltd.(8.67)	40.50	64.26
Bandhan Focused Equity Fund	Mar 06	S&P BSE 500 - TRI	2.17	1,200	50.81	-4.50%	-2.69%	HDFC Bank Ltd.(9.95)	35.27	55.91
Baroda BNP Paribas Focused Fund	Sep 17	NIFTY 500 - TRI	2.49	304	14.27	6.13%	-3.48%	HDFC Bank Ltd.(9.26)	35.85	56.43
Canara Rob Focused Equity Fund	May 21	S&P BSE 500 - TRI	2.05	1,697	12.17	-2.07%	-3.64%	HDFC Bank Ltd.(9.74)	36.58	57.09
DSP Focus Fund	Jun 10	NIFTY 500 - TRI	2.13	1,728	31.53	-6.14%	-4.10%	ICICI Bank Ltd.(10.36)	33.31	52.21
Edelweiss Focused Equity Fund	Aug 22	NIFTY 500 - TRI	2.65	489	10.18	3.01%	-1.39%	Infosys Ltd.(8.65)	35.74	55.98
Franklin India Focused Equity Fund	Jul 07	NIFTY 500 - TRI	1.86	8,002	67.29	-4.90%	-5.22%	HDFC Bank Ltd.(10.26)	36.91	57.69
HDFC Focused 30 Fund	Sep 04	NIFTY 500 - TRI	1.82	3,988	131.43	24.72%	-1.90%	ICICI Bank Ltd.(9.24)	31.18	51.25
HSBC Focused Fund	Jul 20	NIFTY 500 - TRI	2.19	1,314	15.49	-8.75%	-3.47%	HDFC Bank Ltd.(9.8)	35.86	56.85
ICICI Prudential Focused Equity Fund	Jun 09	S&P BSE 500 - TRI	1.89	4,033	50.58	1.95%	-3.20%	ICICI Bank Ltd.(8.2)	33.73	55.03
IDBI Focused 30 Equity Fund	Nov 17	NIFTY 500 - TRI	2.51	124	15.00	-4.99%	-3.66%	ICICI Bank Ltd.(9.39)	40.46	62.62
IIFL Focused Equity Fund	Oct 14	S&P BSE 500 - TRI	1.92	3,484	29.96	1.94%	-1.63%	ICICI Bank Ltd.(9.26)	35.70	52.77
Invesco India Focused 20 Equity Fund	Sep 20	S&P BSE 500 - TRI	2.07	1,586	14.01	-7.43%	-6.35%	Reliance Industries Ltd.(8.8)	40.35	69.11
JM Focused Fund	Mar 08	S&P BSE 500 - TRI	2.43	42	11.82	-4.75%	-4.71%	HDFC Bank Ltd.(7.04)	27.86	49.89
Kotak Focused Equity Fund	Jul 19	NIFTY 500 - TRI	1.89	2,452	16.04	-2.90%	-4.21%	HDFC Bank Ltd.(8.24)	31.17	50.99
Mahindra Manulife Focused Equity Yojana	Nov 20	NIFTY 500 - TRI	2.58	664	15.78	3.63%	-2.85%	ICICI Bank Ltd.(9.33)	37.68	57.29
Mirae Asset Focused Fund	May 19	NIFTY 500 - TRI	1.76	8,459	17.82	-3.90%	-4.40%	HDFC Bank Ltd.(11.23)	39.80	57.96
Motilal Oswal Focused 25 Fund	May 13	NIFTY 500 - TRI	2.10	1,638	31.48	-5.92%	-5.28%	HDFC Bank Ltd.(9.77)	35.76	56.30
Nippon India Focused Equity Fund	Dec 06	S&P BSE 500 - TRI	1.90	5,895	76.93	-5.46%	-5.41%	Axis Bank Ltd.(7.3)	30.34	50.39
Quant Focused Fund	Aug 08	NIFTY 500 - TRI	2.32	238	54.75	20.95%	-7.02%	HDFC Bank Ltd.(9.44)	39.57	65.23
SBI Focused Equity Fund	Oct 04	S&P BSE 500 - TRI	1.61	26,573	217.73	-4.48%	-5.34%	HDFC Bank Ltd.(7.69)	32.53	56.54
Sundaram Select Focus Fund	Jul 02	NIFTY 500 - TRI	2.39	772	104.89	-2.71%	-4.63%	ICICI Bank Ltd.(7.84)	33.28	50.43
Tata Focused Equity Fund	Dec 19	NIFTY 500 - TRI	2.11	1,217	14.87	-5.62%	-5.46%	ICICI Bank Ltd.(9.6)	38.65	58.58
Union Focused Fund	Aug 19	S&P BSE 500 - TRI	2.71	316	17.17	-4.34%	-5.61%	HDFC Bank Ltd.(9.08)	36.03	57.83
UTI Focused Equity Fund	Aug 21	NIFTY 500 - TRI	1.94	2,299	9.85	-9.83%	-3.51%	HDFC Bank Ltd.(9.56)	33.83	52.11
<b>Average</b>			<b>2.11</b>			<b>-1.64%</b>			<b>35.62</b>	<b>56.48</b>

Value Fund

Scheme Name	Date of Inception	Benchmark #	^ Expense Ratio %	As on 31st Mar 2023		% Change over a quarter		% Exposure in Holdings*		
				Corpus in crs	NAV (Rs)	Corpus	NAV	Top Holding	Total of Top 5	Total of Top 10
Aditya Birla Sun Life Pure Value Fund	Mar 08	NIFTY 500 - TRI	1.77	3,824	71.57	-5.28%	-3.90%	State Bank Of India(5.66)	23.19	36.73
Axis Value Fund	Sep 21	NIFTY500 Value 50 - TRI	2.46	253	10.02	-2.01%	-2.34%	Tata Motors Ltd.(7.11)	31.56	53.07
Bandhan Sterling Value Fund	Mar 08	S&P BSE 500 - TRI	1.87	5,220	91.28	0.82%	-1.87%	ICICI Bank Ltd.(4.87)	17.16	29.41
Canara Robeco Value Fund	Sep 21	S&P BSE 500 - TRI	2.31	770	11.29	0.22%	-2.00%	Infosys Ltd.(7.86)	32.22	50.56
DSP Value Fund	Dec 20	NIFTY500 Value 50 - TRI	1.66	588	13.22	1.68%	0.45%	Veritas Global Focus Fund(7.14)	17.95	29.04
HDFC Capital Builder Value Fund	Feb 94	NIFTY 500 - TRI	1.91	5,231	434.52	-4.84%	-4.29%	ICICI Bank Ltd.(9.82)	36.67	52.26
HSBC Value Fund	Jan 10	NIFTY 500 - TRI	1.94	7,884	60.54	-2.38%	-1.11%	ICICI Bank Ltd.(7.21)	23.08	39.21
ICICI Prudential Value Discovery Fund	Aug 04	NIFTY 500 - TRI	1.70	27,677	273.75	0.59%	-1.53%	Oil & Natural Gas Corporation Ltd.(7.95)	33.19	48.69
IDBI Long Term Value Fund	Aug 18	NIFTY 500 - TRI	2.52	91	15.55	-7.91%	-5.81%	ICICI Bank Ltd.(8.04)	31.94	48.03
Indiabulls Value Fund	Sep 15	NIFTY500 Value 50 - TRI	2.30	9	16.45	-8.51%	-5.79%	Indiabulls Nifty 50 ETF(26.68)	28.52	42.70
ITI Value Fund	Jun 21	NIFTY 500 - TRI	2.43	128	10.09	-9.09%	-2.99%	HDFC Bank Ltd.(7.62)	29.23	44.30
JM Value Fund	Jun 97	S&P BSE 500 - TRI	2.46	163	53.95	-1.98%	-1.14%	HDFC Bank Ltd.(5.12)	21.38	37.67
Nippon India Value Fund	Jun 05	NIFTY 500 - TRI	1.97	4,634	121.03	-4.43%	-5.25%	ICICI Bank Ltd.(6.77)	26.03	41.00
Quant Value Fund	Nov 21	NIFTY 500 - TRI	2.32	606	10.65	-1.63%	-8.73%	Reliance Industries Ltd.(10.01)	37.85	56.61
Quantum Long Term Equity Value Fund	Mar 06	S&P BSE 500 - TRI	1.29	823	77.78	-6.30%	-4.88%	Housing Development Finance Corporation Ltd.(8.23)	32.41	52.64
Tata Equity P/E Fund	Jun 04	NIFTY 500 - TRI	1.89	5,128	204.26	-3.66%	-2.95%	HDFC Bank Ltd.(8.97)	35.29	55.20
Templeton India Value Fund	Sep 96	NIFTY500 Value 50 - TRI	2.23	892	440.71	8.04%	-2.35%	ICICI Bank Ltd.(6.88)	24.43	39.59
Union Value Discovery Fund	Dec 18	NIFTY500 Value 50 - TRI	2.72	145	16.84	-1.68%	-4.10%	HDFC Bank Ltd.(7.12)	25.39	42.54
UTI Value Opportunities Fund	Jan 05	NIFTY 500 - TRI	1.83	6,652	99.05	-5.21%	-5.09%	HDFC Bank Ltd.(9.88)	32.25	44.14
<b>Average</b>			<b>2.08</b>			<b>-2.82%</b>			<b>28.41</b>	<b>44.39</b>

Contra Fund

Scheme Name	Date of Inception	Benchmark #	^ Expense Ratio %	As on 31st Mar 2023		% Change over a quarter		% Exposure in Holdings*		
				Corpus in crs	NAV (Rs)	Corpus	NAV	Top Holding	Total of Top 5	Total of Top 10
Invesco India Contra Fund	Apr 07	S&P BSE 500 - TRI	1.74	9,391	76.21	-2.53%	-4.68%	HDFC Bank Ltd.(9.32)	29.97	43.64
Kotak India EQ Contra Fund	Jul 05	NIFTY500 Value 50 - TRI	2.03	1,467	86.20	1.05%	-2.71%	Infosys Ltd.(4.94)	21.14	35.95
SBI Contra Fund	May 05	S&P BSE 500 - TRI	1.78	8,979	226.43	17.60%	-1.08%	GAIL (India) Ltd.(3.77)	20.99	31.79
<b>Average</b>			<b>1.85</b>			<b>5.38%</b>			<b>24.03</b>	<b>37.13</b>

Dividend Yield Fund

Scheme Name	Date of Inception	Benchmark #	^ Expense Ratio %	As on 31st Mar 2023		% Change over a quarter		% Exposure in Holdings*		
				Corpus in crs	NAV (Rs)	Corpus	NAV	Top Holding	Total of Top 5	Total of Top 10
Aditya Birla Sun Life Dividend Yield Fund	Feb 03	NIFTY 500 - TRI	2.29	856	267.38	-1.92%	-1.56%	Infosys Ltd.(7.98)	25.30	39.18
HDFC Dividend Yield Fund	Dec 20	NIFTY 500 - TRI	1.91	3,038	15.11	0.61%	-1.02%	Infosys Ltd.(4.7)	21.05	38.52
ICICI Prudential Dividend Yield Equity Fund	May 14	NIFTY 500 - TRI	2.12	1,303	29.17	7.12%	-0.07%	ICICI Bank Ltd.(7.15)	31.06	51.62
IDBI Dividend Yield Fund	Dec 18	NIFTY 500 - TRI	2.50	84	16.78	-6.19%	-3.12%	Infosys Ltd.(7.46)	27.94	45.83
Sundaram Dividend Yield Fund	Oct 04	NIFTY 500 - TRI	2.50	396	85.98	7.51%	-1.56%	HDFC Bank Ltd.(5.7)	23.65	39.11
Tata Dividend Yield Fund	May 21	Nifty Dividend Opportunities 50 - TRI	2.39	468	11.12	-13.03%	-3.08%	ICICI Bank Ltd.(5.58)	23.94	40.80
Templeton India Equity Income Fund	May 06	Nifty Dividend Opportunities 50	2.18	1,390	88.31	4.79%	2.86%	Power Grid Corporation Of India Ltd.(5.68)	23.88	41.12
UTI Dividend Yield Fund	Jun 05	NIFTY 500 - TRI	2.06	2,767	102.19	-1.57%	-0.42%	Infosys Ltd.(7.74)	29.25	47.45
<b>Average</b>			<b>2.24</b>			<b>-0.34%</b>			<b>25.76</b>	<b>42.95</b>

ELSS

Scheme Name	Date of Inception	Benchmark #	^ Expense Ratio %	As on 31st Mar 2023		% Change over a quarter		% Exposure in Holdings*		
				Corpus in crs	NAV (Rs)	Corpus	NAV	Top Holding	Total of Top 5	Total of Top 10
Aditya Birla Sun Life Tax Relief 96	Mar 08	NIFTY 500 - TRI	1.46	12,631	38.47	-7.99%	-6.69%	ICICI Bank Ltd.(8.05)	32.84	52.22
Axis Long Term Equity Fund	Dec 09	NIFTY 500 - TRI	1.58	28,267	60.84	-7.24%	-6.51%	Bajaj Finance Ltd.(8.54)	39.43	64.96
Bandhan Tax Advantage (ELSS) Fund	Dec 08	S&P BSE 500 - TRI	1.85	4,169	98.70	3.56%	-2.79%	ICICI Bank Ltd.(8)	24.26	37.56
Bank of India Tax Advantage Fund	Feb 09	S&P BSE 500 - TRI	2.37	695	97.04	0.36%	-4.68%	ICICI Bank Ltd.(6.68)	25.44	38.29
Baroda BNP Paribas ELSS Fund	Jan 06	NIFTY 500 - TRI	2.34	647	56.47	-5.11%	-3.70%	HDFC Bank Ltd.(9.09)	30.02	45.17
Canara Robeco Equity Tax Saver Fund	Mar 93	S&P BSE 500 - TRI	1.81	4,924	112.94	7.91%	-3.82%	HDFC Bank Ltd.(7.3)	29.55	43.15
DSP Tax Saver Fund	Jan 07	NIFTY 500 - TRI	1.71	10,179	80.19	-2.55%	-4.37%	HDFC Bank Ltd.(9.07)	32.20	43.92
Edelweiss Long Term Equity Fund (Tax Savings)	Dec 08	NIFTY 500 - TRI	2.33	217	69.77	3.00%	-2.38%	ICICI Bank Ltd.(8.69)	32.67	50.53
Franklin India Taxshield	Apr 99	NIFTY 500 - TRI	1.89	4,602	870.99	-6.24%	-4.50%	ICICI Bank Ltd.(8.77)	34.21	51.29
HDFC Taxsaver	Mar 96	NIFTY 500 - TRI	1.75	9,815	797.48	-1.78%	-2.58%	ICICI Bank Ltd.(9.56)	35.03	57.27
HSBC ELSS Fund	Jan 07	NIFTY 500 - TRI	2.00	2,984	78.00	-4.61%	-1.66%	HDFC Bank Ltd.(8.19)	28.39	45.74
ICICI Prudential Long Term Equity Fund	Aug 99	NIFTY 500 - TRI	1.81	9,835	577.61	-3.96%	-5.29%	ICICI Bank Ltd.(9.18)	29.59	49.63
IDBI Equity Advantage Fund	Sep 13	NIFTY 500 - TRI	2.41	454	38.10	-5.33%	-2.86%	HDFC Bank Ltd.(8.76)	32.49	51.29
Indiabulls Tax Savings Fund	Dec 17	S&P BSE 500 - TRI	2.25	36	12.96	-8.35%	-5.19%	Indiabulls Nifty 50 ETF(15.34)	33.27	50.34
Invesco India Tax Plan	Jan 07	S&P BSE 500 - TRI	2.04	1,845	75.13	-2.49%	-3.90%	Housing Development Finance Corporation Ltd.(9.56)	32.01	46.23
ITI Long Term Equity Fund	Oct 19	NIFTY 500 - TRI	2.44	162	13.84	3.48%	-3.41%	Reliance Industries Ltd.(7.36)	24.62	37.69
JM Tax Gain Fund	Mar 08	S&P BSE 500 - TRI	2.35	72	27.96	-0.54%	-3.40%	HDFC Bank Ltd.(5.75)	24.77	38.48
Kotak Tax Saver Fund	Nov 05	NIFTY 500 - TRI	1.58	3,400	73.97	7.57%	-3.43%	ICICI Bank Ltd.(6.71)	24.07	40.54
LIC MF Tax Plan	Apr 00	NIFTY 500 - TRI	2.45	406	96.19	-1.51%	-2.60%	ICICI Bank Ltd.(7.87)	28.67	43.72
Mahindra Manulife ELSS Kar Bachat Yojana	Oct 16	NIFTY 500 - TRI	2.46	543	18.72	3.54%	-2.71%	ICICI Bank Ltd.(9.16)	35.02	49.89
Mirae Asset Tax Saver Fund	Dec 15	NIFTY 500 - TRI	1.64	14,448	30.21	3.05%	-3.58%	HDFC Bank Ltd.(8.32)	32.02	46.63
Motilal Oswal Long Term Equity Fund	Jan 15	NIFTY 500 - TRI	1.97	2,191	26.80	-3.06%	-2.37%	ICICI Bank Ltd.(6.24)	28.83	48.22
Navi ELSS Tax Saver Fund	Dec 15	S&P BSE 100 - TRI	2.29	56	19.81	-5.85%	-3.34%	HDFC Bank Ltd.(7.05)	28.22	42.11
Nippon India Tax Saver Fund	Sep 05	NIFTY 500 - TRI	1.73	11,158	77.21	-6.43%	-5.15%	ICICI Bank Ltd.(8.49)	32.61	48.69
Parag Parikh Tax Saver Fund	Jul 19	NIFTY 500 - TRI	1.88	1,356	19.70	44.03%	-0.75%	Housing Development Finance Corporation Ltd.(8.08)	36.36	60.76
PGIM India ELSS Tax Saver Fund	Dec 15	NIFTY 500 - TRI	2.51	471	24.09	5.09%	-3.06%	HDFC Bank Ltd.(7.59)	29.59	48.45
Quant Tax Plan	Mar 00	NIFTY 500 - TRI	2.32	3,198	226.13	27.60%	-8.72%	Reliance Industries Ltd.(9.73)	39.25	62.08
Quantum Tax Saving Fund	Dec 08	S&P BSE 500 - TRI	1.29	117	77.60	1.03%	-4.79%	Housing Development Finance Corporation Ltd.(7.71)	30.99	51.14
Samco ELSS Tax Saver Fund	Dec 22	NIFTY 500 - TRI	2.61	43	9.85	43.96%	-1.79%	Multi Commodity Exchange Of India Ltd.(3.49)	15.79	29.86
SBI Long Term Equity Fund	May 07	S&P BSE 500 - TRI	1.72	12,336	233.07	3.46%	-2.15%	ICICI Bank Ltd.(5.27)	20.79	36.48
Shriram Long Term Equity Fund	Jan 19	NIFTY 500 - TRI	2.55	37	14.91	-4.91%	-5.04%	ICICI Bank Ltd.(8.98)	38.75	57.31
Sundaram Tax Savings Fund	Mar 96	NIFTY 500 - TRI	2.34	933	324.95	-3.37%	-4.54%	ICICI Bank Ltd.(7.24)	28.77	43.18
Tata India Tax Savings Fund	Mar 96	NIFTY 500 - TRI	1.90	3,073	28.17	-7.3%	-5.23%	HDFC Bank Ltd.(6.84)	28.90	45.30
Taurus Tax Shield Fund	Apr 96	S&P BSE 500 - TRI	2.45	59	118.11	-4.87%	-0.14%	HCL Technologies Ltd.(8.8)	38.63	61.61
Union Long Term Equity Fund	Dec 11	S&P BSE 500 - TRI	2.57	581	41.18	0.63%	-4.28%	HDFC Bank Ltd.(7.52)	29.45	42.43
UTI Long Term Equity Fund	Aug 05	NIFTY 500 - TRI	1.92	2,787	134.28	-4.31%	-5.64%	HDFC Bank Ltd.(8.77)	31.76	43.49
WhiteOak Capital Tax Saver Fund	Oct 22	S&P BSE 500 - TRI	2.52	52	9.66	89.95%	-4.69%	ICICI Bank Ltd.(8.59)	24.05	36.92
<b>Average</b>			<b>2.06</b>			<b>5.62%</b>			<b>30.63</b>	<b>47.41</b>

## Sectoral Fund - Banking

Scheme Name	Date of Inception	Benchmark #	^ Expense Ratio %	As on 31st Mar 2023		% Change over a quarter		% Exposure in Holdings*		
				Corpus in crs	NAV (Rs)	Corpus	NAV	Top Holding	Total of Top 5	Total of Top 10
Aditya Birla Sun Life Banking And Financial Services Fund	Dec 13	Nifty Financial Services - TRI	1.81	2,372	38.46	-6.32%	-7.17%	ICICI Bank Ltd.(16.7)	49.94	67.06
Baroda BNP Paribas Banking and Fin Serv Fund	Jun 12	NIFTY BANK - TRI	2.52	73	29.79	-2.17%	-7.54%	HDFC Bank Ltd.(22.85)	64.04	77.82
HDFC Banking & Financial Services Fund	Jun 21	Nifty Financial Services - TRI	1.92	2,522	10.96	-5.08%	-5.46%	HDFC Bank Ltd.(19.63)	66.27	77.88
ICICI Prudential Banking and Financial Services Fund	Aug 08	Nifty Financial Services - TRI	1.88	6,167	86.05	11.75%	-5.41%	HDFC Bank Ltd.(17)	56.06	75.06
IDBI Banking & Financial Services Fund	Jun 18	Nifty Financial Services - TRI	2.50	80	13.35	-8.46%	-5.79%	HDFC Bank Ltd.(20.5)	65.18	87.25
Invesco India Financial Services Fund	Jul 08	Nifty Financial Services - TRI	2.43	480	79.15	-3.02%	-5.59%	ICICI Bank Ltd.(19.91)	59.27	75.03
ITI Banking & Financial Services Fund	Dec 21	Nifty Financial Services - TRI	2.59	223	10.28	-4.02%	-6.35%	HDFC Bank Ltd.(20.51)	67.17	82.33
LIC MF Banking & Financial Services Fund	Mar 15	Nifty Financial Services - TRI	2.51	131	14.94	16.89%	-5.54%	ICICI Bank Ltd.(18.41)	56.37	76.26
Mirae Asset Banking and Financial Services Fund	Dec 20	Nifty Financial Services - TRI	2.14	1,232	12.90	-3.54%	-5.52%	HDFC Bank Ltd.(19.17)	61.46	77.84
Nippon India Banking Fund	May 03	Nifty Financial Services - TRI	2.02	3,783	382.27	-5.88%	-6.90%	HDFC Bank Ltd.(12.62)	48.41	67.49
SBI Banking & Financial Services Fund	Feb 15	Nifty Financial Services - TRI	1.91	3,767	24.68	-5.60%	-8.01%	ICICI Bank Ltd.(17.67)	52.38	75.76
Sundaram Financial Services Opportunities Fund	Jun 08	Nifty Financial Services - TRI	2.38	614	63.75	-0.82%	-4.83%	ICICI Bank Ltd.(19.73)	60.40	73.93
Tata Banking & Financial Services Fund	Dec 15	Nifty Financial Services - TRI	2.12	1,277	26.96	-2.19%	-6.89%	ICICI Bank Ltd.(13.46)	49.89	67.06
Taurus Banking & Financial Services Fund	May 12	S&P BSE BANKEX - TRI	2.51	9	36.66	-7.87%	-6.84%	HDFC Bank Ltd.(19.98)	63.99	86.79
UTI Banking and Financial Services Fund	Aug 05	Nifty Financial Services - TRI	2.32	833	120.91	-3.42%	-5.84%	HDFC Bank Ltd.(19.71)	61.18	76.22
<b>Average</b>						<b>-1.98%</b>			<b>58.80</b>	<b>76.25</b>

## Sectoral Fund - Technology

Scheme Name	Date of Inception	Benchmark #	^ Expense Ratio %	As on 31st Mar 2023		% Change over a quarter		% Exposure in Holdings*		
				Corpus in crs	NAV (Rs)	Corpus	NAV	Top Holding	Total of Top 5	Total of Top 10
Aditya Birla Sun Life Digital India Fund	Jan 00	S&P BSE TECK Index - TRI	1.92	3,288	117.10	1.35%	0.74%	Infosys Ltd.(25.79)	60.74	78.30
Franklin India Technology Fund	Aug 98	S&P BSE TECK Index - TRI	2.28	722	294.34	6.35%	4.63%	Infosys Ltd.(11.87)	42.33	57.59
ICICI Prudential Technology Fund	Mar 00	S&P BSE TECK Index - TRI	1.80	10,094	132.02	14.78%	-1.06%	Infosys Ltd.(28.93)	69.40	79.32
SBI Technology Opportunities Fund	Jul 99	S&P BSE TECK Index - TRI	1.97	2,813	138.97	2.63%	0.14%	Infosys Ltd.(27.41)	63.32	81.45
Tata Digital India Fund	Dec 15	NIFTY IT - TRI	1.74	6,781	31.37	4.91%	0.24%	Infosys Ltd.(23.55)	66.47	80.90
<b>Average</b>						<b>6.00%</b>			<b>60.45</b>	<b>75.51</b>

## Sectoral Fund - Pharma

Scheme Name	Date of Inception	Benchmark #	^ Expense Ratio %	As on 31st Mar 2023		% Change over a quarter		% Exposure in Holdings*		
				Corpus in crs	NAV (Rs)	Corpus	NAV	Top Holding	Total of Top 5	Total of Top 10
Aditya Birla Sun Life Pharma & Healthcare Fund	Jul 19	S&P BSE Health Care - TRI	2.25	428	16.36	-7.20%	-4.61%	Sun Pharmaceutical Industries Ltd.(17.59)	43.44	62.86
DSP Healthcare Fund	Nov 18	S&P BSE Health Care - TRI	2.14	1,202	20.91	-2.12%	-4.59%	Sun Pharmaceutical Industries Ltd.(17.28)	45.63	69.04
ICICI Pru Pharma Healthcare & Diagnostics (PH.D) Fund	Jul 18	S&P BSE Health Care - TRI	2.06	2,595	18.64	3.21%	-2.76%	Sun Pharmaceutical Industries Ltd.(16.4)	38.15	57.83
IDBI Healthcare Fund	Feb 19	S&P BSE Health Care - TRI	2.46	50	15.83	-8.69%	-5.55%	Sun Pharmaceutical Industries Ltd.(17.82)	52.36	75.14
ITI Pharma & Healthcare Fund	Nov 21	Nifty Healthcare Index - TRI	2.37	135	8.94	-11.33%	-4.62%	Sun Pharmaceutical Industries Ltd.(23.72)	51.30	70.46
Mirae Asset Healthcare Fund	Jul 18	S&P BSE Health Care - TRI	2.07	1,513	20.12	-7.26%	-5.11%	Sun Pharmaceutical Industries Ltd.(18.94)	51.41	74.50
Nippon India Pharma Fund	Jun 04	S&P BSE Health Care - TRI	1.98	4,304	270.59	-5.67%	-4.25%	Sun Pharmaceutical Industries Ltd.(14.97)	40.62	62.85
SBI Healthcare Opportunities Fund	Dec 04	S&P BSE Health Care - TRI	2.14	1,589	217.18	-4.29%	-2.23%	Sun Pharmaceutical Industries Ltd.(16.7)	47.23	70.01
Tata India Pharma & Healthcare Fund	Dec 15	NIFTY PHARMA - TRI	2.43	493	15.88	-4.32%	-4.19%	Sun Pharmaceutical Industries Ltd.(17.97)	50.52	70.94
UTI Healthcare Fund	Aug 05	S&P BSE Health Care - TRI	2.42	654	143.40	-5.34%	-3.44%	Sun Pharmaceutical Industries Ltd.(13.53)	39.68	59.97
<b>Average</b>						<b>-5.30%</b>			<b>46.03</b>	<b>67.36</b>

## Sectoral Fund - FMCG/Consumption

Scheme Name	Date of Inception	Benchmark #	^ Expense Ratio %	As on 31st Mar 2023		% Change over a quarter		% Exposure in Holdings*		
				Corpus in crs	NAV (Rs)	Corpus	NAV	Top Holding	Total of Top 5	Total of Top 10
Baroda BNP Paribas India Consumption Fund	Sep 18	Nifty India Consumption - TRI	2.24	887	19.56	-2.29%	-3.13%	ITC Ltd.(10.81)	36.73	56.54
Canara Robeco Consumer Trends Fund	Sep 09	S&P BSE 100 - TRI	2.27	948	67.68	-0.62%	-4.31%	ITC Ltd.(6.48)	23.60	39.03
ICICI Prudential Bharat Consumption Fund	Apr 19	Nifty India Consumption - TRI	2.20	1,864	15.57	2.82%	-1.89%	Sun Pharmaceutical Industries Ltd.(8.58)	33.16	48.84
ICICI Prudential FMCG Fund	Mar 99	NIFTY FMCG - TRI	2.27	1,186	391.59	-0.26%	2.06%	ITC Ltd.(28.66)	62.06	75.10
Mahindra Manulife Consumption Fund	Nov 18	Nifty India Consumption - TRI	2.52	56	14.15	-0.49%	-3.82%	ITC Ltd.(8.91)	38.13	60.15
Mirae Asset Great Consumer Fund	Mar 11	Nifty India Consumption - TRI	2.02	2,030	56.87	-0.65%	-3.68%	ITC Ltd.(8.88)	30.71	49.57
Nippon India Consumption Fund	Oct 04	Nifty India Consumption - TRI	2.43	327	122.20	7.78%	-4.83%	Hindustan Unilever Ltd.(7.28)	27.52	45.07
SBI Consumption Opportunities Fund	Aug 99	Nifty India Consumption - TRI	2.21	1,195	199.64	1.80%	-2.47%	ITC Ltd.(9.78)	28.47	45.31
Sundaram Consumption Fund	May 06	Nifty India Consumption - TRI	2.28	1,086	59.14	-7.84%	-5.63%	Hindustan Unilever Ltd.(9.38)	33.64	50.34
Tata India Consumer Fund	Dec 15	Nifty India Consumption - TRI	2.15	1,352	26.22	-3.04%	-2.77%	ITC Ltd.(11.87)	37.01	58.35
UTI India Consumer Fund	Aug 07	Nifty India Consumption - TRI	2.44	436	36.58	-3.68%	-5.45%	Maruti Suzuki India Ltd.(7.98)	30.77	52.02
<b>Average</b>			<b>2.28</b>			<b>-0.59%</b>			<b>34.71</b>	<b>52.76</b>

## Thematic – Infrastructure Fund

Scheme Name	Date of Inception	Benchmark #	Expense Ratio %	As on 31st Mar 2023		% Change over a quarter		% Exposure in Holdings*		
				Corpus in crs	NAV (Rs)	Corpus	NAV	Top Holding	Total of Top 5	Total of Top 10
Aditya Birla Sun Life Infrastructure Fund	Mar 06	Nifty Infrastructure - TRI	2.47	575	52.79	0.21%	0.44%	Larsen & Toubro Ltd.(9.78)	28.10	43.14
Bandhan Infrastructure Fund	Mar 11	S&P BSE India Infrastructure Index - TRI	2.40	628	25.08	-0.47%	1.41%	Larsen & Toubro Ltd.(10.36)	33.52	54.22
Bank of India Mfg & Infra Fund	Mar 10	S&P BSE India Infrastructure Index - TRI	2.51	90	30.04	1.94%	-0.99%	Larsen & Toubro Ltd.(9.45)	24.04	36.13
Canara Robeco Infrastructure Fund	Dec 05	S&P BSE India Infrastructure Index - TRI	2.51	271	82.50	9.53%	0.02%	Larsen & Toubro Ltd.(9.54)	33.38	53.96
DSP India T.I.G.E.R. Fund	Jun 04	S&P BSE India Infrastructure Index - TRI	2.16	1,830	160.97	2.45%	-1.44%	Larsen & Toubro Ltd.(4.58)	19.53	32.37
Franklin Build India Fund	Sep 09	S&P BSE India Infrastructure Index - TRI	2.25	1,195	70.54	-1.54%	-1.44%	Larsen & Toubro Ltd.(9.96)	31.82	51.87
HDFC Infrastructure Fund	Mar 08	S&P BSE India Infrastructure Index - TRI	2.50	598	23.00	-5.77%	-5.36%	Larsen & Toubro Ltd.(7.98)	34.79	57.58
HSBC Infrastructure Fund	Feb 06	Nifty Infrastructure - TRI	2.17	1,513	25.88	1.33%	3.60%	Larsen & Toubro Ltd.(9.4)	28.11	44.83
ICICI Prudential Infrastructure Fund	Sep 05	S&P BSE India Infrastructure Index - TRI	2.14	2,361	101.07	3.87%	0.44%	NTPC Ltd.(9.38)	32.98	48.48
Invesco India Infrastructure Fund	Nov 07	S&P BSE India Infrastructure Index - TRI	2.44	463	32.37	5.07%	0.40%	Larsen & Toubro Ltd.(9.32)	29.12	47.17
Kotak Infrastructure and Economic Reform Fund	Feb 08	Nifty Infrastructure - TRI	2.30	754	38.13	13.27%	2.09%	Ultratech Cement Ltd.(5.46)	23.42	41.67
LIC MF Infrastructure Fund	Mar 08	Nifty Infrastructure - TRI	2.52	91	23.31	-0.69%	-2.81%	Transport Corporation Of India Ltd.(6.89)	28.82	48.29
Quant Infrastructure Fund	Aug 07	Nifty Infrastructure - TRI	2.39	853	21.84	-0.07%	-8.41%	Reliance Industries Ltd.(9.81)	40.34	63.96
SBI Infrastructure Fund	Jul 07	Nifty Infrastructure - TRI	2.31	953	27.76	1.69%	0.82%	Reliance Industries Ltd.(8.19)	28.66	47.44
Sundaram Infrastructure Advantage Fund	Sep 05	S&P BSE 100 - TRI	2.54	600	52.35	-2.30%	-1.20%	Larsen & Toubro Ltd.(9.73)	31.95	48.10
Tata Infrastructure Fund	Dec 04	S&P BSE India Infrastructure Index - TRI	2.32	973	100.21	2.08%	-0.11%	Larsen & Toubro Ltd.(8.62)	23.53	37.85
Taurus Infrastructure Fund	Apr 07	Nifty Infrastructure - TRI	2.45	5	37.81	-6.10%	-6.04%	Larsen & Toubro Ltd.(7.26)	26.07	43.25
UTI Infrastructure Fund	Mar 04	Nifty Infrastructure - TRI	2.28	1,458	82.50	-2.88%	-1.53%	Larsen & Toubro Ltd.(10.12)	36.08	52.55
<b>Average</b>			<b>2.37</b>			<b>1.20%</b>			<b>29.68</b>	<b>47.38</b>

## Thematic – Other Fund

Scheme Name	Date of Inception	Benchmark #	Expense Ratio %	As on 31st Mar 2023		% Change over a quarter		% Exposure in Holdings*		
				Corpus in crs	NAV (Rs)	Corpus	NAV	Top Holding	Total of Top 5	Total of Top 10
Aditya Birla SL Business Cycle Fund	Dec 21	S&P BSE 500 - TRI	9.90	1,850	9.94	-17.67%	-5.60%	ICICI Bank Ltd.(9.9)	34.65	54.14
Aditya Birla Sun Life ESG Fund	Dec 20	NIFTY100 ESG - TRI	7.97	798	11.49	-11.72%	-3.77%	LTIMindtree Ltd.(7.97)	34.50	52.33
Aditya Birla Sun Life India GenNext Fund	Aug 05	Nifty India Consumption - TRI		3,259	135.73	-0.62%	-5.13%	ITC Ltd.(6.91)	24.35	35.47
Aditya Birla Sun Life Manufacturing Equity Fund	Jan 15	S&P BSE India Manufacturing Index - TRI	7.07	604	18.46	-7.18%	-5.28%	Reliance Industries Ltd.(7.07)	24.86	42.60
Aditya Birla Sun Life MNC Fund	Dec 99	NIFTY MNC - TRI	1.88	2,947	872.12	-11.29%	-6.62%	Honeywell Automation India Ltd.(7.4)	29.43	51.78
Aditya Birla Sun Life PSU Equity Fund	Dec 19	S&P BSE PSU - TRI	10.12	1,021	16.51	-2.38%	-4.51%	NTPC Ltd.(10.12)	42.94	64.30
Aditya Birla SL Special Opp Fund	Oct 20	S&P BSE 500 - TRI	9.45	583	14.19	-10.30%	-8.33%	ICICI Bank Ltd.(9.45)	27.59	41.25
Axis ESG Equity Fund	Feb 20	NIFTY100 ESG - TRI	2.10	1,461	14.40	-9.10%	-2.11%	Nestle India Ltd.(8.75)	35.06	59.07
Axis Quant Fund	Jul 21	S&P BSE 200 - TRI	2.11	952	10.65	-16.79%	-2.11%	ICICI Bank Ltd.(9.74)	31.30	50.40
Axis Special Situations Fund	Dec 20	NIFTY 500 - TRI	2.08	1,331	11.40	-14.85%	-1.98%	Bajaj Finance Ltd.(6.27)	25.34	38.61
Bandhan Transportation and Logistics Fund	Oct 22	Nifty Transportation & Logistics - TRI	2.41	245	9.69	-1.18%	-3.18%	Tata Motors Ltd.(7.3)	29.61	49.00
Baroda BNP Paribas Business Cycle Fund	Sep 21	S&P BSE 500 - TRI	2.39	479	9.83	-14.65%	-2.83%	Reliance Industries Ltd.(7.29)	29.46	48.08
DSP Natural Resources and New Energy Fund	Apr 08	S&P BSE METAL Index	2.25	677.32	56.37	-2.82%	-1.42%	Black Rock Global Funds - New Energy Fund(17.6)	36.21	58.38
DSP Quant Fund	Jun 19	S&P BSE 200 - TRI	1.29	1,202	15.27	-8.97%	-4.11%	ICICI Bank Ltd.(5.61)	22.87	38.68
Edelweiss Recently Listed IPO Fund	Feb 18	India Recent 100 IPO Index	2.18	826	15.49	-8.86%	-6.45%	MTAR Technologies Ltd.(4.76)	21.88	37.60
Franklin India Opportunities Fund	Feb 00	NIFTY 500 - TRI	2.51	672	121.03	1.15%	1.60%	ICICI Bank Ltd.(7.62)	31.09	49.30
HDFC Business Cycle Fund	Nov 22	NIFTY 500 - TRI	1.94	2,410	9.60	-1.02%	-3.05%	ICICI Bank Ltd.(9.47)	36.33	55.82
HDFC Housing Opportunities Fund	Dec 17	Nifty Housing - TRI	2.28	1,064	13.23	-10.90%	-6.14%	Larsen & Toubro Ltd.(9.49)	40.47	64.63
HSBC Business Cycles Fund	Aug 14	NIFTY 500 - TRI	2.64	542	23.87	-2.13%	-0.96%	HDFC Bank Ltd.(6.89)	26.17	41.84
ICICI Prudential Business Cycle Fund	Jan 21	NIFTY 500 - TRI	1.82	6,062	13.53	22.17%	-3.01%	ICICI Bank Ltd.(8.87)	31.56	44.73
ICICI Prudential Commodities Fund	Oct 19	NIFTY COMMODITIES - TRI	2.25	885	26.41	15.23%	-5.00%	Tata Steel Ltd.(8.62)	37.17	56.03
ICICI Prudential ESG Fund	Oct 20	NIFTY100 ESG - TRI	2.17	1,217	13.10	-5.30%	-1.73%	Infosys Ltd.(7.16)	30.48	50.23
ICICI Prudential Exports and Services Fund	Nov 05	S&P BSE 500 - TRI	2.35	1,054	95.63	-2.58%	-3.50%	Sun Pharmaceutical Industries Ltd.(8.02)	33.32	52.62
ICICI Prudential Housing Opportunities Fund	Apr 22	Nifty Housing - TRI	1.95	2,718	10.75	5.72%	-1.47%	Larsen & Toubro Ltd.(9.4)	36.88	58.09
ICICI Prudential India Opportunities Fund	Jan 19	NIFTY 500 - TRI	1.78	7,776	19.50	7.64%	-3.47%	Sun Pharmaceutical Industries Ltd.(7.9)	34.10	52.26
ICICI Prudential Manufacture in India Fund	Oct 18	S&P BSE India Manufacturing Index - TRI	2.48	679	18.25	6.33%	-0.65%	Ultratech Cement Ltd.(8.76)	37.42	55.83
ICICI Prudential MNC Fund	Jun 19	NIFTY MNC - TRI	2.16	1,286	18.61	-1.20%	-2.05%	Maruti Suzuki India Ltd.(9.55)	27.89	42.19
ICICI Prudential PSU Equity Fund	Sep 22	S&P BSE PSU - TRI	2.08	1,411	10.39	7.95%	-0.76%	State Bank Of India(20.61)	54.52	74.90
ICICI Prudential Quant Fund	Dec 20	S&P BSE 200 - TRI	1.24	55	14.24	-5.10%	-1.93%	Tata Consultancy Services Ltd.(6.96)	26.03	42.52
ICICI Pru Transportation and Logistics Fund	Oct 22	Nifty Transportation & Logistics - TRI	1.94	2,453	9.55	0.64%	-2.05%	Maruti Suzuki India Ltd.(12.78)	45.01	65.55
IIFL Quant Fund	Nov 21	S&P BSE 200 - TRI	1.58	59	9.92	-35.30%	-4.39%	Persistent Systems Ltd.(4)	18.89	35.62
Invesco India ESG Equity Fund	Mar 21	NIFTY100 ESG - TRI	2.36	599	11.49	-8.26%	-3.61%	HDFC Bank Ltd.(10.03)	37.26	55.88
Invesco India PSU Equity Fund	Nov 09	S&P BSE PSU - TRI	2.43	406	29.98	-2.37%	-3.07%	NTPC Ltd.(9.8)	44.05	70.41
Kotak Business Cycle Fund	Sep 22	NIFTY 500 - TRI	1.96	2,226	9.69	-3.95%	-3.72%	HDFC Bank Ltd.(5.24)	21.94	36.12
Kotak ESG Opportunities Fund	Dec 20	NIFTY100 ESG - TRI	2.14	1,100	11.37	-12.13%	-6.31%	State Bank Of India(8.21)	32.98	52.90
Kotak Manufacture in India Fund	Feb 22	Nifty India Manufacturing - TRI	2.19	988	10.81	7.44%	-2.18%	Reliance Industries Ltd.(5.37)	24.66	40.52
Kotak Pioneer Fund	Oct 19	MSCI ACWI Information Technology Index - TRI	1.81	1,596	17.42	0.82%	1.45%	CI Global Alpha Innovators Corp Class - 994(12.49)	26.25	38.32
Nippon India Power & Infra Fund	May 04	Nifty Infrastructure - TRI	2.19	1,912	175.03	0.05%	1.03%	Larsen & Toubro Ltd.(8.66)	34.09	55.65
Nippon India Quant Fund	Apr 08	S&P BSE 200 - TRI	0.98	35	41.59	-1.35%	-2.07%	Housing Development Finance Corporation Ltd.(9.77)	34.52	55.19
Quant ESG Equity Fund	Nov 20	NIFTY100 ESG - TRI	2.39	156	20.40	-1.71%	-8.50%	HDFC Bank Ltd.(9.83)	41.21	68.59
Quantum India ESG Equity Fund	Jul 19	NIFTY100 ESG - TRI	0.97	61	16.54	-1.25%	-2.48%	HDFC Bank Ltd.(4.61)	21.45	38.40
SBI Equity Minimum Variance Fund	Mar 19	NIFTY 50 - TRI	0.74	136	16.23	0.00%	-2.88%	Nestle India Ltd.(8.33)	38.96	61.47
SBI Magnum COMMA Fund	May 05	NIFTY COMMODITIES - TRI	2.57	415	63.07	-6.98%	-6.17%	Tata Steel Ltd.(7)	30.90	53.90
SBI Magnum Equity ESG Fund	Nov 06	NIFTY100 ESG - TRI	1.96	4,412	158.14	-3.95%	-3.64%	Infosys Ltd.(7.41)	31.86	49.84
SBI Magnum Global Fund	Jun 05	NIFTY MNC - TRI	1.92	5,351	281.63	1.04%	0.55%	Maruti Suzuki India Ltd.(9.14)	33.98	56.81
SBI PSU Fund	Jul 10	S&P BSE PSU - TRI	2.48	521	15.09	-2.63%	-5.80%	State Bank Of India(13.5)	40.37	59.36
Sundaram Services Fund	Sep 18	Nifty Services Sector - TRI	2.02	2,299	20.73	-1.90%	-4.32%	ICICI Bank Ltd.(9.83)	34.07	48.51
Tata Business Cycle Fund	Aug 21	NIFTY 500 - TRI	2.22	900	11.24	-4.86%	-5.04%	Reliance Industries Ltd.(5.03)	21.19	36.14
Tata Ethical Fund	May 96	Nifty500 Shariah - TRI	2.13	1,526	273.45	4.46%	-0.52%	Tata Consultancy Services Ltd.(7.64)	27.46	40.43
Tata Housing Opportunities Fund	Sep 22	Nifty Housing - TRI	2.38	364	9.85	-2.81%	-1.08%	Housing Development Finance Corporation Ltd.(7.22)	29.87	51.52
Tata Quant Fund	Jan 20	S&P BSE 200 - TRI	2.38	38	10.33	-8.72%	-4.65%	Chitranandan Investment and Finance Company Ltd.(10.28)	45.95	71.66
Tata Resources & Energy Fund	Dec 15	NIFTY COMMODITIES - TRI	2.42	242	27.75	-5.81%	-4.25%	Reliance Industries Ltd.(7.22)	29.12	47.36
UTI MNC Fund	Oct 98	NIFTY MNC - TRI	2.06	2,327	264.08	-5.11%	-3.18%	Maruti Suzuki India Ltd.(8.48)	33.11	53.55
UTI Transportation and Logistics Fund	Apr 04	Nifty Transportation & Logistics - TRI	2.06	1,875	141.95	-2.87%	-4.59%	Maruti Suzuki India Ltd.(13.38)	52.11	70.51
<b>Average</b>			<b>2.70</b>			<b>-3.67%</b>			<b>32.68</b>	<b>51.42</b>

Thematic - International Fund

Scheme Name	Date of Inception	Benchmark #	^ Expense Ratio %	As on 31st Mar 2023		% Change over a quarter		% Exposure in Holdings*		
				Corpus in crs	NAV (Rs)	Corpus	NAV	Top Holding	Equity	Debt/Cash
Aditya Birla Sun Life Commodity Equities Fund - Global Agri Plan	Nov 08	S&P Global Agribusiness Index	1.74	15	35.25	-5.44%	-3.22%	Archer Daniels Midland Company Ltd.(9.3)	99.28	0.72
Aditya Birla Sun Life International Equity Fund - A	Oct 07	S&P Global 1200	2.40	108	30.25	1.23%	1.76%	Fortinet Inc(2.6)	94.26	5.74
Franklin Asian Equity Fund	Jan 08	MSCI Asia (ex-Japan) Standard Index	2.53	290	25.72	5.06%	3.08%	Taiwan Semiconductor Manufacturing Company Ltd.(9.61)	95.56	4.44
ICICI Pru NASDAQ 100 Index Fund	Oct 21	Nasdaq-100	1.00	691	9.34	50.97%	19.34%	Microsoft Corp(12.56)	99.08	0.92
ICICI Prudential US Bluechip Equity Fund	Jul 12	S&P 500	2.07	2,513	48.70	18.45%	12.60%	Facebook(3.26)	97.98	2.02
Motilal Oswal S&P 500 Index Fund	Apr 20	S&P 500 - TRI	1.06	2,614	14.94	13.31%	4.68%	Apple Inc Cor(7)	98.13	1.87
Nippon India Japan Equity Fund	Aug 14	S&P BSE 500 Japan - TRI	2.34	285	15.34	8.43%	5.84%	Hitachi Ord(3.21)	90.92	9.08
Nippon India Taiwan Equity Fund	Dec 21	Taiwan Capitalization Weighted Stock Index	2.39	550	7.86	25.04%	18.10%	Taiwan Semiconductor Manufacturing Company Ltd.(9.49)	93.90	6.10
Nippon India US Equity Opportunities Fund	Jul 15	S&P 500 - TRI	2.35	552	22.51	8.05%	6.60%	Microsoft Corp(9.92)	98.24	1.76
<b>Average</b>			<b>1.99</b>				<b>13.90%</b>		<b>96.37</b>	<b>3.63</b>

FoF - International Fund

Scheme Name	Date of Inception	^ Expense Ratio %	As on 31st Mar 2023		% Change over a quarter		% Exposure in Holdings*		
			Corpus in crs	NAV (Rs)	Corpus	NAV	Top Holding	Equity	Debt/Cash
Aditya Birla Sun Life Global Emerging Opportunities Fund	Sep 08	1.10	248	18.89	-4.11%	2.71%	Julius Baer Equity Next Generation - USD Class C Shares	100.00	0.00
Aditya Birla SL Global Excellence Equity FoF	Dec 07	1.24	148	22.25	-3.10%	7.51%	Julius Baer Global Excellence Equity USD	100.00	0.00
Aditya Birla SL NASDAQ 100 FOF	Nov 21	0.65	196	8.81	50.53%	19.10%	iShares Nasdaq 100 UCITS ETF USD	100.00	0.00
Axis Global Equity Alpha Fund of Fund	Sep 20	1.55	1,000	12.60	-3.19%	3.76%	Schroder ISF Global Equity Alpha Class X1 Acc	100.00	0.00
Axis Global Innovation FoF	May 21	1.55	1,107	9.37	-1.01%	10.50%	Schroder ISF Global Disruption Class X Acc	100.00	0.00
Axis Greater China Equity FoF	Feb 21	1.54	152	7.59	32.83%	6.01%	Schroder ISF Greater China Class X Acc	100.00	0.00
Axis NASDAQ 100 FoF	Nov 22	0.64	60	11.55	77.14%	18.57%	iShares Nasdaq 100 UCITS ETF USD	100.00	0.00
Bandhan US Equity FoF	Aug 21	1.61	333	9.15	6.19%	7.42%	JPMorgan F-US Growth-IA USD	100.00	0.00
Baroda BNP Paribas Funds Aqua FoF	May 21	1.59	91	10.46	0.60%	8.17%	BNP Paribas Funds Aqua	100.00	0.00
DSP Global Allocation Fund	Aug 14	2.09	66	16.78	-5.40%	3.00%	Black Rock Global Funds - Global Allocation Fund (Class 12 USD Shares)	100.00	0.00
DSP Global Innovation FoF	Feb 22	2.00	446	9.64	34.82%	19.78%	iShares Nasdaq 100 UCITS ETF USD	100.00	0.00
DSP US Flexible Equity Fund	Jul 12	2.33	774	42.01	7.26%	5.14%	Black Rock Global Funds - US Flexible Equity Fund (Class 12 USD Shares)	100.00	0.00
DSP World Agriculture Fund	Oct 11	2.29	25	19.60	-56.80%	0.88%	BlackRock Global Funds - World Agriculture Fund	100.00	0.00
DSP World Energy Fund	Aug 09	2.12	170	17.83	12.03%	9.93%	Black Rock Global Funds - New Energy Fund	100.00	0.00
DSP World Gold Fund	Sep 07	2.34	886	17.95	9.53%	11.62%	Black Rock Global Funds - World Gold Fund	100.00	0.00
DSP World Mining Fund	Dec 09	2.11	195	16.62	8.16%	1.88%	BlackRock Global Funds - World Mining Fund	100.00	0.00
Edelweiss ASEAN Equity Off-shore	Jul 11	2.35	70	25.14	2.10%	1.85%	JPM ASEAN EQUITY-I ACC USD	100.00	0.00
Edelweiss Emerging Markets Opportunities Equity Offshore Fund	Jul 14	2.32	136	13.84	10.63%	2.76%	JP Morgan Asset Mgmt(Europe)S.A.R.L. - EM	100.00	0.00
Edelweiss Europe Dynamic Equity Offshore Fund	Jan 14	2.34	85	16.24	8.38%	9.08%	JPMORGAN F-EUROPE DYNAM-I-A	100.00	0.00
Edelweiss Greater China Equity Off-shore Fund	Aug 09	2.39	1,927	39.16	11.39%	5.77%	JP Morgan Funds - JF Greater China Fund	100.00	0.00
Edelweiss US Technology Equity FOF	Mar 20	2.36	1,775	15.02	20.37%	21.67%	JPMORGAN F-US TECHNOLOGY-I A	100.00	0.00
Edelweiss US Value Equity Off-shore Fund	Aug 13	2.34	94	24.49	7.16%	-2.28%	JPMORGAN F-JPM US VALUE-I AC	100.00	0.00
Franklin India Feeder - Franklin U.S. Opportunities Fund	Feb 12	1.56	3,000	45.42	8.66%	10.06%	Franklin U.S. Opportunities Fund, Class I (ACC)	100.00	0.00
Franklin India Feeder - Franklin European Growth Fund	May 14	1.38	20	9.71	6.36%	7.17%	Franklin U.S. Opportunities Fund, Class I (ACC)	100.00	0.00
HDFC Developed World Indexes FoF	Oct 21	0.71	1,010	10.14	1.52%	5.25%	CSIF (IE) MSCI USA Blue UCITS ETF	100.00	0.00
HSBC Asia Pacific Dividend Yield Fund	Feb 14	2.04	9	18.08	5.86%	4.67%	HSBC GIF Asia Pacific Ex Japan	100.00	0.00
HSBC Brazil Fund	May 11	2.42	33	6.15	6.32%	-5.32%	HSBC GIF Global Brazil Markets Equity	100.00	0.00
HSBC Global Emerging Markets Fund	Mar 08	2.40	20	16.47	18.33%	1.72%	HSBC GIF Global Emerging Markets Equity Fund	100.00	0.00
HSBC Global Equity Climate Change FoF	Mar 21	2.12	302	9.26	-23.84%	6.71%	Hsbc Global Investment Funds - Global Equity	100.00	0.00
ICICI Pru Global Advantage Fund FoF	Oct 19	1.05	356	12.89	26.69%	6.76%	Nippon India ETF Hang Seng BeES	100.00	0.00
ICICI Prudential Global Stable Equity Fund	Sep 13	1.54	114	22.32	4.11%	3.33%	Global Stable Equity Fund - Unhedged -BI-USD	100.00	0.00
ICICI Prudential Strategic Metal and Energy Equity FoF	Feb 22	1.43	100	13.40	15.77%	2.75%	FSM First Trust SME Equity UCITS Fund	100.00	0.00
Invesco India - Invesco EQQQ NASDAQ-100 ETF FoF	Apr 22	0.40	215	10.07	76.89%	19.19%	Invesco EQQQ NASDAQ-100 UCITS ETF	100.00	0.00
Invesco India - Global Consumer Trends Fund of Fund	Dec 20	1.52	397	6.51	9.84%	12.29%	Invesco Global Consumer Trends Fund Accumulated S	100.00	0.00
Invesco India - Invesco Global Equity Income Fund	May 14	1.38	16	19.38	35.14%	7.54%	Invesco Global Equity Income Fund [Lux]	100.00	0.00
Invesco India - Invesco Pan European Equity Fund	Jan 14	0.94	35	14.98	-1.76%	9.85%	Invesco Pan European Equity Fund [Lux]	100.00	0.00
Kotak Global Emerging Market Fund	Sep 07	1.66	116	19.78	2.20%	4.83%	CI Emerging Markets Fund I - 974	100.00	0.00
Kotak Global Innovation FoF	Jul 21	1.59	1,147	7.48	8.20%	12.66%	Wellington Global Innovation Fund	100.00	0.00
Kotak International REIT FoF	Dec 20	1.38	118	9.18	-10.77%	-1.04%	SMAM ASIA REIT Sub Trust	100.00	0.00
Kotak NASDAQ 100 FoF	Feb 21	0.68	2,286	10.82	28.97%	20.76%	iShares Nasdaq 100 UCITS ETF USD	100.00	0.00
Mahindra Manulife Asia Pacific REITs FOF	Oct 21	1.41	31	8.88	-4.74%	-0.12%	Manulife Global Fund SICAV-Asia Pacific REIT	100.00	0.00
Mirae Asset Global Electric & Autonomous Vehicles ETFs FoF	Sep 22	0.49	74	10.10	39.57%	14.04%	Global X Autonomous & Electric Vehicles UCITS ETF	100.00	0.00
Mirae Asset Global X Artificial Intelligence & Technology ETF FoF	Sep 22	0.61	69	11.89	67.90%	21.23%	Global X Artificial Intelligence & Technology ETF	100.00	0.00
Mirae Asset Hang Seng TECH ETF FoF	Dec 21	0.64	78	7.86	1.99%	2.73%	Mirae Asset Hang Seng TECH ETF	100.00	0.00
Mirae Asset NYSE FANG+ ETF FoF	May 21	0.43	839	10.45	23.05%	30.86%	Mirae Asset NYSE FANG+ ETF	100.00	0.00
Mirae Asset S&P 500 Top 50 ETF FoF	Sep 21	0.58	396	10.17	8.71%	10.14%	Mirae Asset S&P 500 Top 50 ETF	100.00	0.00
Motilal Oswal Nasdaq 100 FOF	Nov 18	0.50	3,607	21.94	20.38%	17.02%	Motilal Oswal Nasdaq 100 ETF	100.00	0.00
Navi NASDAQ 100 FoF	Mar 22	0.30	517	9.58	48.45%	19.73%	INVESCO NASDAQ 100 ETF (QQQM)	100.00	0.00
Navi US Total Stock Market FoF	Feb 22	0.06	617	10.41	35.71%	6.31%	VANGUARD ETF	100.00	0.00
PGIM India Emerging Markets Equity Fund	Sep 07	2.41	127	11.29	-0.03%	0.80%	PGIM EMER MKRT EQUITY-USD W	100.00	0.00
PGIM India Global Equity Opportunities Fund	May 10	2.46	1,410	29.27	15.49%	17.27%	PGIM JENNNS GLEO OP-USD AC I	100.00	0.00
PGIM India Global Select Real Estate Securities FoF	Dec 21	2.13	101	8.78	-0.32%	1.97%	PGIM Global Real Estate Securities-USDIACC	100.00	0.00
SBI International Access-US Equity FoF	Mar 21	1.64	818	11.08	-4.09%	3.87%	Amundi Funds US Pioneer Fund -15 USD	100.00	0.00
Sundaram Global Brand Fund	Aug 07	2.08	123	24.92	9.46%	13.46%	Sundaram Global Brand Fund -Master Class	100.00	0.00
<b>Average</b>		<b>1.53</b>			<b>13.07%</b>			<b>100.00</b>	<b>0.00</b>

Index Fund

Scheme Name	Date of Inception	Expense Ratio %	As on 31st Mar 2023		% Change over a quarter		% Exposure in Holdings*	
			Corpus in crs	NAV (Rs)	Corpus	NAV	Top Holding	Total of Top 5
Aditya Birla SL Nifty 50 Equal Weight Index Fund	Jun 21	1.06	163	11.03	9.64%	-5.04%	IndusInd Bank Ltd.(2.05)	10.14
Aditya Birla SL Nifty 50 Index Fund	Sep 02	0.60	529	172.53	3.33%	-4.19%	Reliance Industries Ltd.(10.41)	40.86
Aditya Birla SL Nifty Midcap 150 Index Fund	Apr 21	1.02	80	12.54	0.19%	-4.54%	Shriram Finance Ltd.(2.06)	9.10
Aditya Birla SL Nifty Next 50 Index Fund	Feb 22	1.03	36	9.24	-1.38%	-10.56%	LTIMindtree Ltd.(4.14)	17.66
Aditya Birla SL Nifty Smallcap 50 Index Fund	Apr 21	1.01	52	9.98	3.07%	-5.57%	KPIT Technologies Ltd.(6.36)	23.78
Axis Nifty 100 Index Fund	Oct 19	1.00	953	14.52	6.66%	-6.02%	Reliance Industries Ltd.(8.97)	35.14
Axis Nifty 50 Index Fund	Dec 21	0.42	233	10.15	19.71%	-4.08%	Reliance Industries Ltd.(10.34)	40.60
Axis Nifty Midcap 50 Index Fund	Mar 22	0.98	39	10.20	12.54%	-3.28%	Shriram Finance Ltd.(4.39)	18.81
Axis Nifty Next 50 Index Fund	Jan 22	0.83	77	9.18	-1.46%	-10.51%	LTIMindtree Ltd.(4.14)	17.68
Axis Nifty Smallcap 50 Index Fund	Mar 22	1.00	50	8.71	3.89%	-5.77%	KPIT Technologies Ltd.(6.33)	23.62
Bandhan Nifty 100 Index Fund	Feb 22	0.62	65	9.93	-2.49%	-5.91%	Reliance Industries Ltd.(8.95)	35.06
Bandhan Nifty 50 Index Fund	Apr 10	0.60	678	36.84	16.35%	-4.20%	Reliance Industries Ltd.(10.32)	40.52
Bandhan Nifty100 Low Volatility 30 Index Fund	Oct 22	1.00	6	10.06	-22.70%	-1.59%	Nestle India Ltd.(4.29)	19.52
Bandhan Nifty200 Momentum 30 Index Fund	Sep 22	1.00	19	9.34	36.83%	-6.15%	ITC Ltd.(6.05)	26.86
DSP Nifty 50 Equal Weight Index Fund	Oct 17	0.87	500	15.66	0.88%	-4.97%	IndusInd Bank Ltd.(2.08)	10.32
DSP NIFTY 50 Index Fund	Feb 19	0.43	300	16.42	16.83%	-4.13%	Reliance Industries Ltd.(10.35)	40.62
DSP Nifty Midcap 150 Quality 50 Index Fund	Aug 22	1.00	141	9.12	0.26%	-4.82%	Page Industries Ltd.(4.55)	18.59
DSP NIFTY Next 50 Index Fund	Feb 19	0.59	238	14.57	-2.50%	-10.35%	LTIMindtree Ltd.(4.14)	17.68
Edelweiss Nifty 100 Quality 30 Index Fund	Oct 21	0.90	13	9.55	6.62%	-1.33%	ITC Ltd.(5.86)	26.03
Edelweiss Nifty 50 Index Fund	Oct 21	0.60	13	9.74	16.87%	-4.19%	Reliance Industries Ltd.(10.34)	40.58
Edelweiss NIFTY Large Mid Cap 250 Index Fund	Dec 21	1.03	44	9.78	-2.32%	-5.35%	Reliance Industries Ltd.(4.46)	17.50
Edelweiss Nifty Midcap150 Momentum 50 Index Fund	Nov 22	1.02	29	9.26	61.95%	-3.40%	Varun Beverages Ltd.(5.33)	25.30
Edelweiss Nifty Next 50 Index Fund	Nov 22	1.02	13	8.67	-30.99%	-10.44%	LTIMindtree Ltd.(4.13)	17.61
Edelweiss Nifty Smallcap 250 Index Fund	Nov 22	1.04	8	9.07	-29.21%	-7.51%	KPIT Technologies Ltd.(1.73)	6.57
Franklin India NSE Nifty 50 Index Fund	Aug 00	0.66	485	138.02	-3.37%	-4.16%	Reliance Industries Ltd.(10.42)	40.54
HDFC Index Fund-NIFTY 50 Plan	Jul 02	0.40	7,825	161.26	5.59%	-4.13%	Reliance Industries Ltd.(10.37)	40.71
HDFC NIFTY 100 Equal Weight Index Fund	Feb 22	1.00	71	9.60	-6.67%	-7.32%	Tri-Party Repo (TREPS)(1.44)	5.22
HDFC NIFTY 100 Index Fund	Feb 22	0.90	99	9.93	7.90%	-6.02%	Reliance Industries Ltd.(8.93)	35.07
HDFC NIFTY Next 50 Index Fund	Nov 21	0.80	345	8.79	-7.25%	-10.44%	LTIMindtree Ltd.(4.13)	17.61
HDFC NIFTY50 Equal Weight Index Fund	Aug 21	1.05	546	10.79	3.58%	-5.03%	IndusInd Bank Ltd.(2.07)	10.25
HSBC Nifty 50 Index Fund	Apr 20	0.45	165	19.63	18.70%	-4.16%	Reliance Industries Ltd.(10.32)	40.51
HSBC Nifty Next 50 Index Fund	Apr 20	0.80	58	16.27	-7.16%	-10.41%	LTIMindtree Ltd.(4.15)	17.68
ICICI Pru Nifty 200 Momentum 30 Index Fund	Aug 22	0.99	22	9.90	59.20%	-6.22%	ITC Ltd.(6.06)	26.89
ICICI Pru Nifty 50 Index Fund	Feb 02	0.34	4,177	171.10	6.36%	-4.14%	Reliance Industries Ltd.(10.34)	40.60
ICICI Pru Nifty Bank Index Fund	Mar 22	1.00	154	11.38	46.51%	-5.71%	HDFC Bank Ltd.(27.82)	82.03
ICICI Pru Nifty IT Index Fund	Aug 22	0.95	86	9.57	54.84%	0.07%	Infosys Ltd.(26.42)	79.66
ICICI Pru Nifty Midcap 150 Index Fund	Dec 21	1.00	108	10.00	10.51%	-4.67%	Shriram Finance Ltd.(2.06)	9.10
ICICI Pru Nifty Next 50 Index Fund	Jun 10	0.65	2,477	33.27	-4.19%	-10.40%	LTIMindtree Ltd.(4.14)	17.67
ICICI Pru Nifty Smallcap 250 Index Fund	Nov 21	1.00	72	8.95	3.92%	-7.49%	KPIT Technologies Ltd.(1.73)	6.57
ICICI Pru Nifty50 Equal Weight Index Fund	Oct 22	1.00	13	10.03	8.22%	-4.99%	IndusInd Bank Ltd.(2.07)	10.24
IDBI Nifty 50 Index Fund	Jun 10	0.90	190	31.90	-5.62%	-4.21%	Reliance Industries Ltd.(10.49)	40.71
IDBI Nifty Next 50 Index Fund	Sep 10	0.90	50	28.27	-11.27%	-10.45%	LTIMindtree Ltd.(4.23)	18.05
Kotak Nifty 50 Index Fund	Jun 21	0.51	271	11.11	7.51%	-4.16%	Reliance Industries Ltd.(10.31)	40.49
Kotak Nifty Next 50 Index Fund	Mar 21	0.83	95	10.79	-6.93%	-10.43%	LTIMindtree Ltd.(4.13)	17.60
LIC MF Nifty 50 Index Fund	Nov 02	1.01	57	95.63	5.37%	-4.26%	Reliance Industries Ltd.(10.1)	40.26
Motilal Oswal Nifty 200 Momentum 30 Index Fund	Feb 22	0.97	133	8.99	-5.34%	-6.00%	ITC Ltd.(6.07)	26.91
Motilal Oswal Nifty 50 Index Fund	Dec 19	0.60	248	14.41	9.40%	-4.18%	Reliance Industries Ltd.(10.37)	40.69
Motilal Oswal Nifty 500 Index Fund	Sep 19	1.05	394	16.20	3.59%	-5.89%	Reliance Industries Ltd.(6.94)	27.25
Motilal Oswal Nifty Bank Index Fund	Sep 19	1.01	365	14.42	9.88%	-5.76%	HDFC Bank Ltd.(27.71)	81.72
Motilal Oswal Nifty Midcap 150 Index Fund	Sep 19	1.02	660	19.79	-0.10%	-4.60%	Shriram Finance Ltd.(2.06)	9.09
Motilal Oswal Nifty Next 50 Index Fund	Dec 19	0.98	119	13.09	-12.72%	-10.39%	LTIMindtree Ltd.(4.14)	17.67
Motilal Oswal Nifty Smallcap 250 Index Fund	Sep 19	1.03	315	19.09	-1.45%	-7.44%	KPIT Technologies Ltd.(1.73)	6.58
Navi Nifty 50 Index Fund	Jul 21	0.26	722	11.01	16.36%	-4.12%	Reliance Industries Ltd.(10.36)	40.69
Navi Nifty Bank Index Fund	Feb 22	0.80	94	10.41	61.23%	-5.81%	HDFC Bank Ltd.(27.72)	81.74
Navi Nifty India Manufacturing Index Fund	Aug 22	1.00	12	9.52	10.95%	-3.69%	Reliance Industries Ltd.(5.12)	23.13
Navi Nifty Midcap 150 Index Fund	Mar 22	1.00	36	10.60	41.59%	-4.77%	Shriram Finance Ltd.(2.07)	9.18
Navi Nifty Next 50 Index Fund	Jan 22	0.58	95	8.84	-2.14%	-10.52%	LTIMindtree Ltd.(4.15)	17.68
Nippon India Index Fund-Nifty 50 Plan	Sep 10	0.59	710	28.96	12.10%	-4.19%	Reliance Industries Ltd.(10.34)	40.61
Nippon India Nifty 50 Value 20 Index Fund	Feb 21	0.80	296	12.91	35.86%	1.19%	Infosys Ltd.(15.09)	60.79
Nippon India Nifty Alpha Low Volatility 30 Index Fund	Aug 22	1.01	42	9.95	2.59%	-1.36%	ITC Ltd.(5.87)	24.10
Nippon India Nifty Midcap 150 Index Fund	Feb 21	0.80	584	12.89	8.92%	-4.59%	Shriram Finance Ltd.(2.06)	9.12
Nippon India Nifty Smallcap 250 Index Fund	Oct 20	1.00	392	17.20	-1.27%	-7.43%	KPIT Technologies Ltd.(1.73)	6.57
SBI Nifty Index Fund	Jan 02	0.50	3,595	150.61	13.49%	-4.16%	Reliance Industries Ltd.(10.4)	40.82
SBI Nifty Midcap 150 Index Fund	Oct 22	1.00	127	9.80	1.56%	-4.67%	Shriram Finance Ltd.(2.06)	9.10
SBI Nifty Next 50 Index Fund	May 21	0.84	437	10.24	-5.70%	-10.42%	LTIMindtree Ltd.(4.14)	17.67
SBI Nifty Smallcap 250 Index Fund	Oct 22	1.00	164	9.55	12.69%	-7.45%	KPIT Technologies Ltd.(1.73)	6.58
Sundaram Nifty 100 Equal Weight Fund	Jul 99	1.03	52	103.19	-5.81%	-6.92%	One97 Communications Ltd.(1.3)	6.05
Tata NIFTY 50 Index Fund	Feb 03	0.52	386	106.34	10.86%	-4.15%	Reliance Industries Ltd.(10.49)	40.68
Tata Nifty Midcap 150 Momentum 50 Index Fund	Oct 22	1.01	43	9.33	60.00%	-3.52%	Varun Beverages Ltd.(5.35)	25.39
Taurus Nifty 50 Index Fund	Jun 10	1.04	2	33.09	3.39%	-4.26%	Reliance Industries Ltd.(10.14)	39.69
UTI Nifty 50 Index Fund	Mar 00	0.30	9,965	116.67	6.73%	-4.11%	Reliance Industries Ltd.(10.43)	40.93
UTI Nifty Midcap 150 Quality 50 Index Fund	Apr 22	0.87	116	8.89	-0.35%	-4.78%	Page Industries Ltd.(4.54)	18.56
UTI Nifty Next 50 Index Fund	Jun 18	0.79	2,002	13.47	-4.12%	-10.46%	LTIMindtree Ltd.(4.15)	17.70
UTI Nifty200 Momentum 30 Index Fund	Mar 21	0.91	1,979	12.32	-5.93%	-6.08%	ITC Ltd.(6.07)	26.92
HDFC Index Fund-S&P BSE Sensex	Jul 02	0.40	4,405	534.11	6.36%	-2.98%	Reliance Industries Ltd.(11.97)	46.45
ICICI Pru S&P BSE Sensex Index Fund	Sep 17	0.27	896	18.81	38.58%	-3.04%	Reliance Industries Ltd.(11.97)	46.48
LIC MF S&P BSE Sensex Index Fund	Nov 02	1.08	70	109.71	0.36%	-3.12%	Reliance Industries Ltd.(11.72)	46.18
Motilal Oswal S&P BSE Enhanced Value Index Fund	Aug 22	1.01	19	11.67	48.18%	-3.50%	Hindalco Industries Ltd.(7.2)	35.30
Motilal Oswal S&P BSE Financials ex Bank 30 Index Fund	Jul 22	1.01	4	9.12	1.39%	-8.47%	Housing Development Finance Corporation Ltd.(16.72)	55.66
Motilal Oswal S&P BSE Low Volatility Index Fund	Mar 22	1.03	18	10.82	22.98%	-2.49%	Nestle India Ltd.(4.08)	19.69
Motilal Oswal S&P BSE Quality Index Fund	Aug 22	1.02	5	10.10	-1.01%	-4.54%	Nestle India Ltd.(6.49)	30.52
Nippon India Index Fund-S&P BSE Sensex Plan	Sep 10	0.75	401	29.45	10.95%	-3.09%	Reliance Industries Ltd.(11.98)	46.48
Tata S&P BSE Sensex Index Fund	Feb 03	0.58	215	145.68	24.75%	-3.05%	Reliance Industries Ltd.(12.51)	48.53
UTI S&P BSE Low Volatility Index Fund	Mar 22	0.90	138	10.89	10.84%	-2.23%	Glaxosmithkline Pharmaceuticals Ltd.(4.05)	19.55
UTI S&P BSE Sensex Index Fund	Jan 22	0.30	158	10.28	19.75%	-3.04%	Reliance Industries Ltd.(12.09)	46.92
<b>Average</b>					<b>9.03%</b>			<b>29.09</b>

Index Fund based on Nifty

Index Fund based on Sensex



Aggressive Hybrid Fund

Scheme Name	Date of Inception	Expense Ratio %	As on 31st Mar 2023		% Change over a quarter		% Exposure in Holdings*			
			Corpus in crs	NAV (Rs)	Corpus	NAV	Equity	Debt	Top Holding	Total of Top 5
Aditya Birla Sun Life Equity Hybrid 95 Fund	Feb 95	1.67	6,948	1020.48	-7.31%	-2.62%	73%	27%	ICICI Bank Ltd.(7.03)	25.39
Axis Equity Hybrid Fund	Aug 18	2.10	1,668	14.36	-8.84%	-4.84%	72%	28%	Housing Development Finance Corporation Ltd.(6.17)	32.47
Bandhan Hybrid Equity Fund	Dec 16	2.43	558	16.79	-2.93%	-2.54%	76%	24%	ICICI Bank Ltd.(6.05)	33.35
Bank of India Mid & Small Cap Equity & Debt Fund	Jul 16	2.59	378	22.36	-3.71%	-3.50%	74%	26%	Jindal Stainless Ltd.(4.84)	28.92
Baroda BNP Paribas Aggressive Hybrid Fund	Apr 17	2.26	781	18.57	-0.87%	-2.29%	71%	29%	HDFC Bank Ltd.(8.35)	32.18
Canara Robeco Equity Hybrid Fund	Feb 93	1.76	8,247	243.75	-1.89%	-2.59%	72%	28%	HDFC Bank Ltd.(6.1)	32.81
DSP Equity & Bond Fund	May 99	1.80	7,187	226.80	-4.55%	-2.05%	74%	26%	HDFC Bank Ltd.(6.75)	33.19
Edelweiss Aggressive Hybrid Fund	Aug 09	2.63	496	40.23	14.97%	-1.20%	72%	28%	ICICI Bank Ltd.(5.05)	26.30
Franklin India Equity Hybrid Fund	Dec 99	2.21	1,356	179.37	-3.01%	-2.24%	71%	29%	HDFC Bank Ltd.(6.43)	40.01
HDFC Hybrid Equity Fund	Apr 05	1.74	18,858	84.76	-1.65%	-1.15%	66%	34%	ICICI Bank Ltd.(6.79)	40.88
HSBC Aggressive Hybrid Fund	Oct 18	1.91	4,601	36.13	-5.71%	-1.13%	77%	23%	HDFC Bank Ltd.(6.47)	35.45
ICICI Prudential Equity & Debt Fund	Nov 99	1.73	21,436	238.73	0.72%	-1.11%	72%	28%	NTPC Ltd.(8.22)	39.53
IDBI Hybrid Equity Fund	Oct 16	2.52	170	15.44	-5.86%	-3.70%	77%	23%	HDFC Bank Ltd.(6.11)	37.31
Indiabulls Equity Hybrid Fund	Dec 18	2.35	33	14.81	-3.13%	-2.67%	66%	34%	Clearing Corporation Of India Ltd.(9.3)	43.42
Invesco India Equity & Bond Fund	Jun 18	2.40	373	14.15	-5.00%	-2.70%	72%	28%	HDFC Bank Ltd.(7.42)	40.12
JM Equity Hybrid Fund	Apr 95	2.25	12	71.05	8.84%	-2.38%	70%	30%	Tri-Party Repo (TREPS)(9.77)	34.56
Kotak Equity Hybrid Fund	Nov 14	1.87	3,327	40.96	3.66%	-1.90%	72%	28%	ICICI Bank Ltd.(4.92)	35.38
LIC MF Equity Hybrid Fund	Jan 91	2.49	374	133.31	-5.26%	-2.31%	75%	25%	ICICI Bank Ltd.(6.7)	35.03
Mahindra Manulife Aggressive Hybrid Fund	Jul 19	2.65	628	17.03	3.31%	-2.68%	72%	28%	ICICI Bank Ltd.(6.75)	32.02
Mirae Asset Hybrid - Equity Fund	Jul 15	1.76	6,949	21.86	-3.40%	-3.21%	75%	25%	ICICI Bank Ltd.(5.43)	28.80
Motilal Oswal Equity Hybrid Fund	Sep 18	2.42	386	15.13	-3.30%	-3.00%	67%	33%	HDFC Bank Ltd.(8.25)	28.77
Navi Equity Hybrid Fund	Apr 18	2.28	82	14.31	-4.60%	-2.07%	70%	30%	Reliance Industries Ltd.(5.97)	27.33
Nippon India Equity Hybrid Fund	Jun 05	2.05	2,776	69.31	-5.21%	-1.30%	73%	27%	Infosys Ltd.(5.56)	27.83
PGIM India Hybrid Equity Fund	Feb 04	2.38	219	93.59	-1.95%	-0.25%	67%	33%	Clearing Corporation Of India Ltd.(12.72)	28.55
Quant Absolute Fund	Mar 01	2.31	1,074	289.31	13.08%	-6.93%	74%	26%	Reliance Industries Ltd.(9.83)	44.27
SBI Equity Hybrid Fund	Jan 96	1.46	54,564	198.16	-3.78%	-4.66%	78%	22%	HDFC Bank Ltd.(7.42)	35.28
Shriram Hybrid Equity Fund	Dec 13	2.55	49	22.53	-16.03%	-3.02%	66%	34%	LIC Housing Finance Ltd. 9.22% (16-Oct-24)(6.46)	37.72
Sundaram Aggressive Hybrid Fund	Jan 00	1.95	2,993	110.77	-3.96%	-4.20%	70%	30%	ICICI Bank Ltd.(6.01)	30.79
Tata Hybrid Equity Fund	Oct 95	1.97	3,156	314.46	-4.81%	-3.09%	76%	24%	ICICI Bank Ltd.(7.23)	32.70
Union Hybrid Equity Fund	Dec 20	2.60	520	12.22	-5.29%	-4.01%	73%	27%	HDFC Bank Ltd.(6.98)	32.60
UTI Hybrid Equity Fund	Jan 95	1.94	4,283	257.43	-3.02%	-1.93%	71%	29%	HDFC Bank Ltd.(6.26)	31.83
<b>Average</b>		<b>2.16</b>			<b>-2.27%</b>		<b>72%</b>	<b>28%</b>		<b>33.70</b>

## Dynamic Asset Allocation / Balanced Advantage Fund

Scheme Name	Date of Inception	Expense Ratio %	As on 31st Mar 2023		% Change over a quarter		% Exposure in Holdings*		
			Corpus in crs	NAV (Rs)	Corpus	NAV	Equity	Debt / Cash	Arbitrage
Aditya Birla Sun Life Balanced Advantage Fund	Apr 00	1.60	6,276	74.71	-6.44%	-1.53%	59%	32%	9%
Axis Balanced Advantage Fund	Aug 17	2.00	2,022	14.12	-10.50%	-1.74%	57%	32%	11%
Bandhan Balanced Advantage Fund	Oct 14	1.94	2,492	17.65	-9.93%	-2.15%	59%	25%	17%
Bank of India Balanced Advantage Fund	Mar 14	2.56	90	18.38	-1.08%	-3.15%	70%	20%	10%
Baroda BNP Paribas Balanced Advantage Fund	Nov 18	1.90	3,118	16.62	-3.16%	-1.48%	74%	26%	-
DSP Dynamic Asset Allocation Fund	Feb 14	1.90	3,593	19.63	-12.29%	-1.58%	41%	34%	25%
Edelweiss Balanced Advantage Fund	Aug 09	1.74	8,756	36.18	-2.30%	-1.34%	70%	23%	6%
Franklin India Balanced Advantage Fund	Sep 22	2.24	1,071	10.09	8.55%	-1.03%	55%	35%	10%
HDFC Balanced Advantage Fund	Sep 00	1.50	52,079	323.30	2.06%	-0.68%	59%	41%	8%
HSBC Balanced Advantage Fund	Feb 11	2.34	1,486	31.42	-10.55%	-0.34%	54%	46%	14%
ICICI Prudential Balanced Advantage Fund	Dec 06	1.55	44,700	52.52	0.15%	-0.64%	52%	32%	16%
Invesco India Dynamic Equity Fund	Oct 07	2.33	606	37.46	-4.86%	-1.99%	63%	32%	5%
ITI Balanced Advantage Fund	Dec 19	2.38	435	10.45	-15.72%	-2.02%	49%	35%	15%
Kotak Balanced Advantage Fund	Aug 18	1.61	14,190	14.97	-1.77%	0.03%	54%	31%	16%
LIC MF Balanced Advantage Fund	Nov 21	2.15	1,016	10.32	-7.03%	-1.34%	66%	25%	9%
Mahindra Manulife Balanced Advantage Yojana	Dec 21	2.43	614	9.97	-8.21%	-3.11%	60%	31%	9%
Mirae Asset Balanced Advantage Fund	Aug 22	2.27	971	10.04	1.88%	-1.68%	58%	31%	11%
Motilal Oswal Dynamic Fund	Sep 16	2.39	627	14.58	-13.77%	-4.55%	69%	27%	4%
Nippon India Balanced Advantage Fund	Nov 04	1.83	6,608	125.20	-2.42%	-1.70%	50%	33%	17%
NJ Balanced Advantage Fund	Oct 21	1.87	3,996	9.83	-9.99%	-1.21%	52%	27%	21%
PGIM India Balanced Advantage Fund	Feb 21	2.09	1,387	11.54	-4.82%	0.26%	70%	30%	-
SBI Balanced Advantage Fund	Aug 21	1.65	21,602	10.82	-4.15%	0.81%	46%	33%	22%
Shriram Balanced Advantage Fund	Jul 19	2.60	48	13.11	-3.48%	-1.48%	55%	34%	11%
Sundaram Balanced Advantage Fund	Dec 10	2.07	1,530	25.85	-3.94%	-2.98%	56%	27%	17%
Tata Balanced Advantage Fund	Jan 19	1.77	6,473	15.20	1.69%	-0.78%	50%	33%	17%
Union Balanced Advantage Fund	Dec 17	2.21	1,655	15.29	-5.03%	-0.59%	38%	30%	31%
<b>Average</b>		<b>2.04</b>			<b>-4.89%</b>		<b>57%</b>	<b>31%</b>	<b>14%</b>

## Equity Savings Fund

Scheme Name	Date of Inception	Expense Ratio %	As on 31st Mar 2023		% Change over a quarter		% Exposure in Holdings*		
			Corpus in crs	NAV (Rs)	Corpus	NAV	Equity	Debt / Cash	Arbitrage
Aditya Birla Sun Life Equity Savings Fund	Nov 14	2.14	439	17.18	-9.54%	-1.09%	44%	34%	22%
Axis Equity Saver Fund	Aug 15	2.20	944	16.76	-9.80%	-1.18%	42%	31%	26%
Bandhan Equity Savings Fund	Jun 08	1.37	93	25.50	-7.20%	0.14%	23%	22%	56%
Baroda BNP Paribas Equity Savings Fund	Jul 19	2.50	244	12.70	-7.12%	-0.27%	40%	33%	27%
DSP Equity Savings Fund	Mar 16	1.46	537	16.64	-0.43%	-0.25%	38%	31%	31%
Edelweiss Equity Savings Fund	Oct 14	2.07	253	18.88	-6.08%	-0.03%	38%	32%	30%
Franklin India Equity Savings Fund	Aug 18	2.09	149	13.13	-6.21%	-0.82%	38%	28%	35%
HDFC Equity Savings Fund	Sep 04	2.05	2,515	50.37	-3.82%	-0.52%	37%	32%	30%
HSBC Equity Savings Fund	Oct 11	1.57	138	23.68	-18.48%	1.00%	40%	32%	28%
ICICI Prudential Equity Savings Fund	Dec 14	0.99	4,657	18.17	-6.21%	0.55%	17%	29%	54%
IDBI Equity Savings Fund	Mar 11	2.12	10	21.09	-6.26%	-1.82%	44%	23%	34%
Invesco India Equity Savings Fund	Mar 19	2.29	128	12.42	-9.22%	-0.30%	36%	32%	31%
Kotak Equity Savings Fund	Oct 14	2.03	2,100	19.59	0.82%	0.16%	32%	29%	39%
Mahindra Manulife Equity Savings Fund	Feb 17	2.50	413	15.65	-5.02%	-1.85%	38%	31%	31%
Mirae Asset Equity Savings Fund	Dec 18	1.43	561	14.97	-4.77%	-1.35%	43%	31%	26%
Nippon India Equity Savings Fund	May 15	1.64	183	13.06	-1.28%	2.74%	28%	29%	44%
PGIM India Equity Savings Fund	Jan 04	1.23	124	41.16	-18.65%	0.56%	16%	30%	53%
SBI Equity Savings Fund	May 15	1.19	2,233	17.59	-3.14%	-0.37%	37%	33%	30%
Sundaram Equity Savings Fund	Dec 18	2.37	414	51.25	-2.02%	-1.70%	41%	30%	29%
Tata Equity Savings Fund	Apr 97	1.00	121	42.41	-17.45%	-0.03%	35%	31%	34%
Union Equity Savings Fund	Aug 18	1.99	127	13.43	-9.04%	-0.59%	33%	28%	38%
UTI Equity Savings Fund	Aug 18	1.53	259	13.91	-0.64%	0.23%	66%	34%	-
<b>Average</b>		<b>1.81</b>	<b>0.01</b>		<b>-6.89%</b>		<b>37%</b>	<b>30%</b>	<b>35%</b>

Conservative Hybrid Fund

Scheme Name	Date of Inception	^ Expense Ratio %	As on 31st Mar 2023		% Change over a quarter		% Exposure in Holdings*				
			Corpus in crs	NAV (Rs)	Corpus	NAV	Equity	Debt/Cash	AAA and Equivalent	AA & Lower Rated	Avg Maturity (yrs)
Aditya Birla Sun Life Regular Savings Fund	Apr 05	1.85	1,533	52.71	-9.05%	-0.10%	26%	74%	64.75	9.25	3.66
Axis Regular Saver Fund	Jul 10	2.18	425	24.51	-2.86%	-0.39%	22%	78%	61.87	16.13	5.85
Bandhan Regular Savings Fund	Feb 10	2.10	138	26.01	-12.66%	-0.10%	24%	76%	76.19	-0.19	2.74
Bank of India Conservative Hybrid Fund	Mar 09	2.39	59	27.96	-7.38%	-0.10%	22%	78%	77.82	0.18	1.22
Baroda BNP Paribas Conservative Hybrid Fund	Sep 04	2.14	503	35.79	-1.59%	0.51%	23%	77%	41.79	35.21	2.35
Canara Robeco Conservative Hybrid Fund	Mar 96	1.81	1,086	77.37	-1.37%	-0.12%	23%	77%	76.97	0.03	3.15
DSP Regular Savings Fund	May 05	1.16	182	45.33	-9.15%	0.46%	25%	75%	74.61	0.39	2.37
Franklin India Debt Hybrid Fund	Sep 00	1.38	243	70.78	-4.51%	0.18%	25%	75%	69.15	5.85	1.94
HDFC Hybrid Debt Fund	Dec 05	1.82	2,729	63.33	-0.81%	0.66%	23%	77%	66.18	10.82	5.74
HSBC Conservative Hybrid Fund	Feb 04	2.13	115	46.88	-9.94%	0.67%	25%	75%	75.29	-0.29	3.56
ICICI Prudential Regular Savings Fund	Nov 00	1.73	3,214	58.31	-2.36%	0.23%	23%	77%	48.84	28.16	3.87
ITI Conservative Hybrid Fund	Mar 22	1.61	21	10.34	-29.89%	0.20%	10%	90%	89.62	0.38	0.37
Kotak Debt Hybrid Fund	Dec 03	1.77	1,766	44.68	7.85%	0.09%	23%	77%	74.44	2.56	6.03
LIC MF Debt Hybrid Fund	Jun 03	2.25	61	68.84	-2.86%	0.49%	23%	77%	77.42	-0.42	4.26
Navi Regular Savings Fund	Jul 10	2.10	27	22.71	-2.66%	-0.30%	22%	78%	71.22	6.78	1.01
Nippon India Hybrid Bond Fund	Jan 04	1.85	728	47.32	0.84%	2.46%	12%	88%	40.72	47.28	1.92
Parag Parikh Conservative Hybrid Fund	May 21	0.62	1,361	11.36	16.47%	1.39%	20%	80%	80.21	-0.21	3.81
SBI Conservative Hybrid Fund	Apr 01	1.11	7,357	56.13	5.12%	0.36%	21%	79%	63.98	15.02	7.51
Sundaram Debt Oriented Hybrid Fund	Mar 10	2.17	30	24.41	-3.69%	0.14%	22%	78%	75.54	2.46	4.46
UTI Regular Savings Fund	Dec 03	1.81	1,539	53.50	-2.29%	-0.16%	25%	75%	62.49	12.51	7.06
<b>Average</b>		<b>1.80</b>			<b>-3.64%</b>		<b>22%</b>	<b>78%</b>			<b>3.64</b>

Overnight Fund

Scheme Name	Date of Inception	^ Expense Ratio %	As on 31st Mar 2023		% Change over a quarter		% Exposure in Holdings*			
			Corpus in crs	NAV (Rs)	Corpus	NAV	AAA and Equivalent	AA and Equivalent	Below AA Including FD	Avg Maturity (in days)
Aditya Birla Sun Life Overnight Fund	Nov 18	0.17	8,740	1206.09	-5.34%	1.56%	100.00	0.00	0.00	1
Axis Overnight Fund	Mar 19	0.11	7,889	1182.71	-15.41%	1.57%	100.00	0.00	0.00	1
Bandhan Overnight Fund	Jan 19	0.16	1,105	1189.96	-38.03%	1.55%	100.00	0.00	0.00	1
Bank of India Overnight Fund	Apr 19	0.18	51	1133.19	71.93%	1.59%	100.00	0.00	0.00	1
Baroda BNP Paribas Overnight Fund	Apr 19	0.14	402	1174.63	26.77%	1.56%	100.00	0.00	0.00	1
Canara Robeco Overnight Fund	Jul 19	0.11	167	1159.32	2.55%	1.56%	100.00	0.00	0.00	1
DSP Overnight Fund	Jan 19	0.15	2,087	1196.37	-38.22%	1.56%	100.00	0.00	0.00	1
Edelweiss Overnight Fund	Jul 19	0.16	543	1158.88	37.96%	1.55%	100.00	0.00	0.00	1
Franklin India Overnight Fund	May 19	0.15	158	1167.70	-4.43%	1.54%	100.00	0.00	0.00	1
HDFC Overnight Fund	Feb 02	0.20	15,283	3302.49	-4.57%	1.54%	100.00	0.00	0.00	1
HSBC Overnight Fund	May 19	0.20	3,195	1166.35	32.33%	1.56%	100.00	0.00	0.00	1
ICICI Prudential Overnight Fund	Nov 18	0.19	10,650	1203.34	-6.93%	1.56%	100.00	0.00	0.00	1
Indiabulls Overnight Fund	Jul 19	0.23	4	1155.22	-76.99%	1.49%	100.00	0.00	0.00	1
Invesco India Overnight Fund	Jan 20	0.15	243	1130.58	-43.08%	1.55%	100.00	0.00	0.00	1
ITI Overnight Fund	Oct 19	0.18	15	1138.13	-73.48%	1.52%	100.00	0.00	0.00	1
JM Overnight Fund	Dec 19	0.14	1,072	1136.53	497.76%	1.55%	100.00	0.00	0.00	1
Kotak Overnight Fund	Jan 19	0.19	7,191	1191.24	0.45%	1.55%	100.00	0.00	0.00	1
LIC MF Overnight Fund	Jul 19	0.20	499	1156.56	23.51%	1.54%	100.00	0.00	0.00	1
Mahindra Manulife Overnight Fund	Jul 19	0.22	93	1156.21	-53.03%	1.56%	100.00	0.00	0.00	1
Mirae Asset Overnight Fund	Oct 19	0.21	403	1145.42	-53.21%	1.56%	100.00	0.00	0.00	1
Nippon India Overnight Fund	Dec 18	0.17	6,960	119.86	-21.90%	1.56%	100.00	0.00	0.00	1
NJ Overnight Fund	Aug 22	0.15	38	1039.00	20.25%	1.54%	100.00	0.00	0.00	1
PGIM India Overnight Fund	Aug 19	0.15	104	1153.54	-16.17%	1.53%	100.00	0.00	0.00	1
Quant Overnight Fund	Dec 22	0.23	112	10.20	33.60%	1.55%	100.00	0.00	0.00	1
Samco Overnight Fund	Oct 22	0.30	58	1028.53	-37.15%	1.50%	100.00	0.00	0.00	1
SBI Overnight Fund	May 99	0.18	18,605	3608.32	1.45%	1.55%	100.00	0.00	0.00	1
Shriram Overnight Fund	Aug 22	0.15	79	10.37	-23.36%	1.55%	100.00	0.00	0.00	1
Sundaram Overnight Fund	Mar 19	0.16	1,048	1186.60	-10.68%	1.56%	100.00	0.00	0.00	1
Tata Overnight Fund	Mar 19	0.20	3,178	1177.53	0.51%	1.55%	100.00	0.00	0.00	1
TRUSTMF Overnight Fund	Jan 22	0.12	143	1061.02	52.96%	1.57%	100.00	0.00	0.00	1
Union Overnight Fund	Mar 19	0.18	99	1175.65	-10.08%	1.55%	100.00	0.00	0.00	1
UTI Overnight Fund	Dec 03	0.12	5,584	3039.12	-15.76%	1.56%	100.00	0.00	0.00	1
<b>Average</b>		<b>0.17</b>			<b>7.94%</b>		<b>100.00</b>	<b>0.00</b>	<b>0.00</b>	<b>1</b>

## Liquid Fund

Scheme Name	Date of Inception	^ Expense Ratio %	As on 31st Mar 2023		% Change over a quarter		% Exposure in Holdings*			
			Corpus in crs	NAV (Rs)	Corpus	NAV	AAA and Equivalent	AA and Equivalent	Below AA Including FD	Avg Maturity (in days)
Aditya Birla Sun Life Liquid Fund	Jun 97	0.34	28,810	359.80	-27.89%	1.73%	100.00	0.00	0.00	66
Axis Liquid Fund	Oct 09	0.22	21,367	2484.16	-27.99%	1.70%	100.00	0.00	0.00	55
Bandhan Liquid Fund	Jul 01	0.25	8,823	2700.42	-20.96%	1.68%	100.00	0.00	0.00	51
Bank of India Liquid Fund	Jul 08	0.17	680	2567.32	86.71%	1.67%	100.00	0.00	0.00	51
Baroda BNP Paribas Liquid Fund	Feb 09	0.26	5,477	2570.38	9.30%	1.70%	100.00	0.00	0.00	47
Canara Robeco Liquid Fund	Jan 02	0.19	2,369	2686.10	-7.13%	1.69%	100.00	0.00	0.00	51
DSP Liquidity Fund	Mar 98	0.23	9,384	3187.73	-16.11%	1.66%	100.00	0.00	0.00	55
Edelweiss Liquid Fund	Sep 08	0.39	1,104	2858.35	-20.98%	1.64%	100.00	0.00	0.00	58
Franklin India Liquid fund	Apr 98	0.21	1,431	3359.24	-2.03%	1.66%	96.30	3.70	0.00	47
HDFC Liquid Fund	Sep 00	0.30	39,501	4383.98	-32.67%	1.68%	99.78	0.22	0.00	66
HSBC Liquid Fund	Dec 02	0.22	9,029	2226.39	-17.83%	1.69%	100.00	0.00	0.00	51
ICICI Prudential Liquid Fund	Jun 98	0.29	36,077	330.65	-11.95%	1.69%	100.00	0.00	0.00	66
IDBI Liquid Fund	Jul 10	0.17	540	2401.63	-14.81%	1.67%	100.00	0.00	0.00	44
IIFL Liquid Fund	Nov 13	0.25	522	1724.86	-12.88%	1.65%	100.00	0.00	0.00	26
Indiabulls Liquid Fund	Oct 11	0.31	91	2161.13	-54.92%	1.56%	99.34	0.00	0.66	40
Invesco India Liquid Fund	Nov 06	0.22	5,752	3068.48	-17.61%	1.67%	100.00	0.00	0.00	58
ITI Liquid Fund	Apr 19	0.25	36	1171.52	-17.86%	1.58%	100.00	0.00	0.00	11
JM Liquid Fund	Jan 98	0.25	778	61.03	-59.55%	1.66%	96.79	3.21	0.00	37
Kotak Liquid Fund	Oct 00	0.32	26,796	4517.37	-5.60%	1.67%	100.00	0.00	0.00	66
LIC MF Liquid Fund	Mar 02	0.30	5,073	4039.19	-3.91%	1.67%	99.17	0.83	0.00	55
Mahindra Manulife Liquid Fund	Jul 16	0.24	370	1452.72	-0.44%	1.69%	100.00	0.00	0.00	47
Mirae Asset Cash Management Fund	Mar 08	0.25	4,107	2341.71	-28.38%	1.68%	100.00	0.00	0.00	51
Motilal Oswal Liquid Fund	Dec 18	0.36	436	11.92	-6.28%	1.53%	100.00	0.00	0.00	29
Navi Liquid Fund	Feb 10	0.20	76	24.47	-39.52%	1.62%	100.00	0.00	0.00	33
Nippon India Liquid Fund	Mar 98	0.34	21,820	5453.22	-14.22%	1.68%	100.00	0.00	0.00	66
Parag Parikh Liquid Fund	May 18	0.27	1,382	1248.79	-8.80%	1.53%	99.31	0.00	0.69	37
PGIM India Insta Cash Fund	Sep 07	0.27	646	290.76	-18.44%	1.69%	100.00	0.00	0.00	22
Quant Liquid Plan	Sep 05	0.54	1,450	35.52	-2.09%	1.60%	98.24	0.00	1.76	37
Quantum Liquid Fund	Apr 06	0.26	594	30.28	2.18%	1.63%	100.00	0.00	0.00	37
SBI Liquid Fund	Nov 03	0.30	52,892	3496.08	-16.65%	1.67%	100.00	0.00	0.00	58
Sundaram Money Fund	Mar 00	0.29	3,538	1971.86	12.19%	1.69%	100.00	0.00	0.00	51
Tata Liquid Fund	Aug 98	0.32	19,167	3518.35	51.18%	1.66%	100.00	0.00	0.00	40
Trust MF Liquid Fund	Apr 21	0.25	114	1088.07	-50.20%	1.67%	100.00	0.00	0.00	33
Union Liquid Fund	Jun 11	0.17	1,405	2147.91	-4.48%	1.69%	100.00	0.00	0.00	47
UTI Liquid Cash Plan	Jun 03	0.23	20,696	3663.51	-10.84%	1.71%	100.00	0.00	0.00	58
WOC Liquid Fund	Jan 19	0.36	167	1204.15	-17.19%	1.64%	94.92	5.08	0.00	44
<b>Average</b>		<b>0.27</b>			<b>-11.91%</b>		<b>99.55</b>	<b>2.61</b>	<b>1.04</b>	<b>47</b>

Ultra Short Duration Fund

Scheme Name	Date of Inception	^ Expense Ratio %	As on 31st Mar 2023		% Change over a quarter		% Exposure in Holdings*			
			Corpus in crs	NAV (Rs)	Corpus	NAV	AAA and Equivalent	AA and Equivalent	Below AA Including FD	Avg Maturity (in days)
Aditya Birla Sun Life Savings Fund	Nov 01	0.54	12,601	464.16	-15.70%	1.75%	79.14	20.86	0.00	190
Axis Ultra Short Term Fund	Sep 18	1.19	3,643	12.67	-16.40%	1.62%	90.83	9.17	0.00	197
Bandhan Ultra Short Term Fund	Jul 18	0.43	3,625	12.98	-7.88%	1.74%	100.00	0.00	0.00	183
Bank of India Ultra Short Duration Fund	Jul 08	0.88	118	2737.18	-18.45%	1.57%	95.77	4.23	0.00	153
Baroda BNP Paribas Ultra Short Duration Fund	Jun 18	0.34	318	1312.47	-19.91%	1.80%	91.57	8.43	0.00	296
Canara Robeco Ultra Short Term Fund	Sep 03	0.95	532	3278.80	-13.00%	1.54%	100.00	0.00	0.00	142
DSP Ultra Short Fund	Jul 06	1.01	2,360	2923.55	-3.18%	1.60%	98.14	1.86	0.00	150
HDFC Ultra Short Term Fund	Sep 18	0.69	11,347	12.92	-13.47%	1.69%	100.00	0.00	0.00	201
HSBC Ultra Short Duration Fund	Jan 20	0.48	2,114	1154.13	-10.87%	1.68%	100.00	0.00	0.00	179
ICICI Prudential Ultra Short Term Fund	May 11	0.84	10,735	23.61	-13.93%	1.70%	80.84	19.16	0.00	179
IDBI Ultra Short Term Fund	Jan 06	0.44	173	2372.80	-15.62%	1.61%	90.46	9.54	0.00	139
Invesco India Ultra Short Term Fund	Jan 07	0.89	683	2304.32	-15.22%	1.60%	82.38	17.62	0.00	186
ITI Ultra Short Duration Fund	May 21	0.95	113	1071.16	-22.26%	1.46%	100.00	0.00	0.00	157
Kotak Savings Fund	Aug 05	0.81	9,660	36.70	-19.90%	1.69%	85.28	14.72	0.00	281
LIC MF Ultra Short Term Fund	Nov 19	1.00	28	1143.65	-25.06%	1.46%	100.00	0.00	0.00	106
Mahindra Manulife Ultra Short Term Fund	Oct 19	0.77	144	1175.81	-24.89%	1.67%	86.81	13.19	0.00	142
Mirae Asset Ultra Short Duration Fund	Oct 20	0.48	260	1110.73	-3.44%	1.71%	98.07	1.93	0.00	153
Motilal Oswal Ultra Short Term Fund	Sep 13	1.07	100	14.47	-3.63%	1.31%	100.00	0.00	0.00	102
Nippon India Ultra Short Duration Fund	Dec 01	1.18	3,907	3451.30	-17.13%	1.63%	75.85	24.15	0.00	212
PGIM India Ultra Short Term Fund	Nov 08	0.90	379	29.37	-20.90%	1.59%	100.00	0.00	0.00	102
SBI Magnum Ultra Short Duration Fund	Jul 07	0.54	8,970	5094.61	-7.44%	1.68%	100.00	0.00	0.00	179
Sundaram Ultra Short Duration Fund	Dec 07	1.39	1,221	2337.67	-13.58%	1.55%	100.00	0.00	0.00	186
Tata Ultra Short Term Fund	Jan 19	1.14	1,186	12.20	-20.16%	1.57%	97.88	2.12	0.00	197
UTI Ultra Short Term Fund	Aug 03	0.97	1,954	3633.05	-2.55%	1.63%	85.73	14.27	0.00	179
WOC Ultra Short Term Fund	Jun 19	0.99	134	1174.89	-5.86%	1.56%	95.17	4.83	0.00	117
<b>Average</b>		<b>0.83</b>			<b>-14.02%</b>		<b>93.36</b>	<b>11.07</b>	<b>0.00</b>	<b>172</b>

Low Duration Fund

Scheme Name	Date of Inception	^ Expense Ratio %	As on 31st Mar 2023		% Change over a quarter		% Exposure in Holdings*			
			Corpus in crs	NAV (Rs)	Corpus	NAV	AAA and Equivalent	AA and Equivalent	Below AA Including FD	Avg Maturity (in days)
Aditya Birla Sun Life Low Duration Fund	May 98	1.17	10,045	561.95	-14.68%	1.60%	76.64	23.12	0.25	402
Axis Treasury Advantage Fund	Mar 10	0.62	4,890	2623.45	6.71%	1.71%	88.36	11.64	0.00	412
Bandhan Low Duration Fund	Feb 03	0.57	5,224	32.87	-13.46%	1.71%	100.00	0.00	0.00	365
Baroda BNP Paribas Low Duration Fund	Oct 05	1.02	179	34.37	-3.74%	1.67%	86.75	13.25	0.00	343
Canara Robeco Savings Fund	Mar 05	0.58	867	35.86	-17.42%	1.61%	100.00	0.00	0.00	493
DSP Low Duration Fund	Mar 15	0.60	3,136	16.89	-9.47%	1.66%	100.00	0.00	0.00	380
HDFC Low Duration Fund	Nov 99	1.04	13,355	49.08	-8.93%	1.63%	80.21	19.79	0.00	934
HSBC Low Duration Fund	Oct 06	0.64	445	24.05	-13.40%	1.64%	85.71	14.29	0.00	402
ICICI Prudential Savings Fund	Mar 05	0.49	17,662	457.49	-14.50%	1.82%	93.79	6.21	0.00	1566
Invesco India Treasury Advantage Fund	Jan 07	0.65	1,129	3217.03	-30.74%	1.60%	100.00	0.00	0.00	361
JM Low Duration Fund	Sep 06	0.79	149	31.64	1.07%	1.56%	93.28	6.72	0.00	226
Kotak Low Duration Fund	Mar 08	1.11	7,907	2855.95	3.79%	1.65%	79.55	20.45	0.00	858
LIC MF Savings Fund	Jun 03	0.83	641	33.93	-9.95%	1.67%	100.00	0.00	0.00	307
Mahindra Manulife Low Duration Fund	Feb 17	1.17	345	1398.94	-6.22%	1.58%	82.81	17.19	0.00	299
Mirae Asset Savings Fund	Mar 08	0.95	542	1928.45	-10.67%	1.57%	82.59	17.41	0.00	263
Nippon India Low Duration Fund	Mar 07	1.03	5,689	3190.49	-8.38%	1.58%	86.21	13.79	0.00	405
PGIM India Low Duration Fund	Jun 07	1.17	95	25.24	-6.49%	1.55%	89.38	10.62	0.00	234
SBI Magnum Low Duration Fund	Jul 07	0.95	7,263	2982.85	-4.34%	1.64%	88.11	11.89	0.00	354
Sundaram Low Duration Fund	Sep 04	1.28	401	2965.52	6.46%	1.62%	96.58	3.42	0.00	347
Tata Treasury Advantage Fund	Sep 05	0.59	2,409	3347.78	-10.81%	1.66%	100.00	0.00	0.00	365
UTI Treasury Advantage Fund	Jul 99	0.45	2,843	3004.58	-5.50%	1.72%	88.37	11.63	0.00	358
<b>Average</b>		<b>0.84</b>			<b>-8.13%</b>		<b>90.40</b>	<b>9.59</b>	<b>0.01</b>	<b>461</b>

Money Market Fund

Scheme Name	Date of Inception	Expense Ratio %	As on 31st Mar 2023		% Change over a quarter		% Exposure in Holdings*			
			Corpus in crs	NAV (Rs)	Corpus	NAV	AAA and Equivalent	AA and Equivalent	Below AA Including FD	Avg Maturity (in days)
Aditya Birla Sun Life Money Manager Fund	Jun 05	0.33	11,611	313.03	-14.27%	1.85%	100.00	0.00	0.00	245
Axis Money Market Fund	Aug 19	0.36	3,922	1210.95	21.51%	1.81%	100.00	0.00	0.00	270
Bandhan Money Manager Fund	Feb 03	0.93	2,577	34.47	-3.45%	1.66%	100.00	0.00	0.00	259
Baroda BNP Paribas Money Market Fund	Jul 19	0.39	97	1175.69	-30.76%	1.71%	100.00	0.00	0.00	201
DSP Savings Fund	Sep 99	0.51	3,123	44.86	-22.07%	1.76%	100.00	0.00	0.00	343
Edelweiss Money Market Fund	Jun 08	0.99	341	24.46	-7.38%	1.57%	100.00	0.00	0.00	175
Franklin India Savings Fund	Feb 02	0.30	999	42.50	-1.66%	1.78%	100.00	0.00	0.00	270
HDFC Money Market Fund	Nov 99	0.41	12,835	4844.23	-8.16%	1.80%	100.00	0.00	0.00	256
HSBC Money Market Fund	Aug 05	0.55	892	22.46	31.17%	1.68%	100.00	0.00	0.00	307
ICICI Prudential Money Market Fund	Mar 06	0.31	8,948	321.13	-19.65%	1.81%	100.00	0.00	0.00	332
Invesco India Money Market Fund	Aug 09	0.55	2,049	2593.85	12.06%	1.71%	100.00	0.00	0.00	329
Kotak Money Market Fund	Jul 03	0.36	14,730	3803.24	14.77%	1.80%	100.00	0.00	0.00	234
LIC MF Money Market Fund	Aug 22	0.61	52	1034.29	-33.47%	1.43%	100.00	0.00	0.00	95
Mirae Asset Money Market Fund	Aug 21	0.65	62	1072.29	6.99%	1.52%	100.00	0.00	0.00	172
Nippon India Money Market Fund	Jun 06	0.34	9,363	3512.63	-8.55%	1.82%	100.00	0.00	0.00	223
PGIM India Money Market Fund	Mar 20	0.51	222	1132.37	14.38%	1.78%	100.00	0.00	0.00	40
SBI Savings Fund	Jul 04	0.76	16,740	35.41	-9.67%	1.71%	100.00	0.00	0.00	252
Sundaram Money Market Fund	Oct 18	0.33	83	12.74	127.12%	1.67%	100.00	0.00	0.00	307
Tata Money Market Fund	Sep 04	0.42	7,964	3996.34	-7.58%	1.81%	100.00	0.00	0.00	270
TRUSTMF Money Market Fund	Aug 22	0.31	136	1040.61	-24.40%	1.78%	100.00	0.00	0.00	215
Union Money Market Fund	Aug 21	1.01	140	1065.49	-1.35%	1.52%	100.00	0.00	0.00	204
UTI Money Market Fund	Apr 97	0.27	7,298	2608.17	-1.91%	1.84%	100.00	0.00	0.00	212
<b>Average</b>		<b>0.51</b>			<b>1.53%</b>		<b>100.00</b>	<b>0.00</b>	<b>0.00</b>	<b>237</b>

Short Duration Fund

Scheme Name	Date of Inception	Expense Ratio %	As on 31st Mar 2023		% Change over a quarter		% Exposure in Holdings*			
			Corpus in crs	NAV (Rs)	Corpus	NAV	AAA and Equivalent	AA and Equivalent	Below AA Including FD	Avg Maturity (in yrs)
Aditya Birla Sun Life Short Term Fund	May 03	1.08	4,829	40.10	-3.55%	1.59%	79.86	20.14	0.00	2.55
Axis Short Term Fund	Mar 10	0.97	6,730	26.01	-3.05%	1.63%	85.31	14.69	0.00	2.80
Bandhan Bond Fund - Short Term Plan	Dec 00	0.77	9,273	48.17	-2.60%	1.70%	100.00	0.00	0.00	2.52
Bank of India Short Term Income Fund	Dec 08	1.14	79	22.56	3.23%	1.52%	98.98	1.02	0.00	1.62
Baroda BNP Paribas Short Duration Fund	Jun 10	1.04	225	24.68	-10.80%	1.69%	87.88	12.12	0.00	2.99
Canara Robeco Short Duration Fund	Mar 09	1.03	509	21.72	-7.41%	1.46%	100.00	0.00	0.00	1.62
DSP Short Term Fund	Sep 02	0.88	3,046	39.46	11.39%	1.52%	95.34	4.66	0.00	2.99
HDFC Short Term Debt Fund	Jun 10	0.74	11,491	26.82	2.07%	1.63%	79.61	20.39	0.00	3.71
HSBC Short Duration Fund	Dec 11	0.75	3,609	22.41	-0.17%	1.58%	100.00	0.00	0.00	2.26
ICICI Prudential Short Term Fund	Oct 01	1.07	14,797	50.53	-4.70%	1.69%	85.07	14.93	0.00	4.78
IDBI Short Term Bond Fund	Mar 11	0.75	26	23.34	-13.24%	1.51%	88.94	11.06	0.00	1.68
Indiabulls Short Term Fund	Sep 13	1.49	7	1798.14	-63.91%	1.65%	91.75	0.00	8.25	2.30
Invesco India Short Term Fund	Mar 07	1.20	343	3019.56	-14.40%	1.46%	100.00	0.00	0.00	2.15
JM Short Duration Fund	Aug 22	1.19	109	10.29	-15.88%	1.43%	100.00	0.00	0.00	2.06
Kotak Bond Short Term Fund	May 02	1.17	12,471	44.12	-6.74%	1.36%	100.00	0.00	0.00	3.80
LIC MF Short Term Debt Fund	Feb 19	1.44	101	12.43	-10.91%	1.53%	100.00	0.00	0.00	2.62
Mahindra Manulife Short Term Fund	Feb 21	1.26	43	10.82	-0.73%	1.54%	100.00	0.00	0.00	2.82
Mirae Asset Short Term Fund	Mar 18	1.15	374	13.37	-10.04%	1.54%	83.32	16.68	0.00	2.19
Nippon India Short Term Fund	Dec 02	1.16	5,376	44.37	-4.07%	1.48%	91.57	8.43	0.00	2.92
PGIM India Short Maturity Fund	Jan 03	0.80	28	38.14	12.40%	1.36%	94.66	5.34	0.00	1.20
SBI Short Term Debt Fund	Aug 07	0.84	12,094	27.13	-9.34%	1.58%	88.45	11.55	0.00	2.46
Sundaram Short Term Debt Fund	Apr 02	0.86	193	37.41	-5.87%	1.67%	96.79	3.21	0.00	3.19
Tata Short Term Bond Fund	Aug 02	1.19	2,200	40.81	-4.00%	1.83%	97.40	0.00	2.60	2.82
TRUSTMF Short Term Fund	Aug 21	0.73	95	1062.53	-2.93%	1.49%	100.00	0.00	0.00	2.69
UTI Short Term Income Fund	Aug 07	0.96	2,302	26.74	2.51%	1.54%	74.38	14.75	10.87	2.25
<b>Average</b>		<b>1.03</b>			<b>-6.51%</b>		<b>92.77</b>	<b>11.35</b>	<b>7.24</b>	<b>2.60</b>

Medium Duration Fund

Scheme Name	Date of Inception	Expense Ratio %	As on 31st Mar 2023		% Change over a quarter		% Exposure in Holdings*			
			Corpus in crs	NAV (Rs)	Corpus	NAV	AAA and Equivalent	AA and Equivalent	Below AA Including FD	Avg Maturity (in yrs)
Aditya Birla Sun Life Medium Term Plan	Mar 09	1.50	1,764	32.00	7.15%	1.65%	62.58	30.76	6.66	4.56
Axis Strategic Bond Fund	Mar 12	1.08	1,717	23.32	7.44%	1.74%	70.19	21.47	8.33	4.26
Bandhan Bond Fund - Medium Term Plan	Jul 03	1.47	1,971	38.89	-3.13%	1.71%	100.00	0.00	0.00	4.49
Baroda BNP Paribas Medium Duration Fund	Mar 14	0.97	33	15.98	-0.33%	1.66%	90.93	9.07	0.00	4.43
DSP Bond Fund	Apr 97	0.71	342	68.60	2.28%	1.47%	100.00	0.00	0.00	4.12
HDFC Medium Term Debt Fund	Feb 02	1.29	3,811	47.38	3.26%	1.48%	71.05	28.95	0.00	4.43

Medium Duration Fund

Scheme Name	Date of Inception	^ Expense Ratio %	As on 31st Mar 2023		% Change over a quarter		% Exposure in Holdings*			
			Corpus in crs	NAV (Rs)	Corpus	NAV	AAA and Equivalent	AA and Equivalent	Below AA Including FD	Avg Maturity (in yrs)
HSBC Medium Duration Fund	Feb 15	1.10	651	17.11	-1.97%	1.64%	88.55	11.45	0.00	3.52
ICICI Prudential Medium Term Bond Fund	Sep 04	1.41	6,415	37.56	2.56%	1.59%	49.46	50.54	0.00	3.61
Invesco India Medium Duration Fund	Jul 21	1.35	296	1051.13	-1.03%	1.49%	84.85	15.15	0.00	3.65
Kotak Medium Term Fund	Mar 14	1.54	1,981	18.94	2.50%	1.04%	64.53	27.59	7.88	6.49
Nippon India Strategic Debt Fund	Sep 00	1.94	136	13.05	-18.54%	2.21%	85.47	14.53	0.00	3.29
SBI Magnum Medium Duration Fund	Nov 03	1.22	7,110	42.97	-0.49%	1.71%	58.51	38.20	3.29	3.82
Sundaram Medium Term Bond Fund	Dec 97	2.17	45	60.21	0.32%	1.41%	100.00	0.00	0.00	4.55
Union Medium Duration Fund	Sep 20	0.92	142	10.92	-19.70%	1.66%	93.15	6.85	0.00	4.05
UTI Medium Term Fund	Mar 15	1.63	54	15.52	-3.22%	1.45%	78.39	21.61	0.00	3.99
<b>Average</b>		<b>1.35</b>			<b>-1.53%</b>		<b>79.84</b>	<b>18.41</b>	<b>1.74</b>	<b>4.22</b>

Medium to Long Duration Fund

Scheme Name	Date of Inception	^ Expense Ratio %	As on 31st Mar 2023		% Change over a quarter		% Exposure in Holdings*			
			Corpus in crs	NAV (Rs)	Corpus	NAV	Gsec/SOV	AAA and Equivalent	AA Equivalent & Below	Avg Maturity (in yrs)
Aditya Birla Sun Life Income Fund	Oct 95	0.89	1,496	106.10	-1.22%	1.66%	55.25	44.75	0.00	4.71
Bandhan Bond Fund - Income Plan	Jul 00	1.99	494	55.77	-1.48%	1.70%	97.63	2.37	0.00	6.26
Canara Robeco Income Fund	Sep 02	1.88	127	47.77	0.65%	1.52%	76.35	23.65	0.00	5.46
HDFC Income Fund	Sep 00	2.06	530	48.97	-0.51%	1.45%	68.21	31.79	0.00	9.52
HSBC Medium to Long Duration Fund Fund	Dec 02	1.91	42	36.11	0.79%	1.56%	94.60	5.40	0.00	5.38
ICICI Prudential Bond Fund	Aug 08	1.11	2,228	33.39	-7.26%	1.60%	66.12	33.88	0.00	5.83
JM Medium to Long Duration Fund	Apr 95	1.03	20	52.29	-3.41%	1.60%	86.62	13.38	0.00	6.62
Kotak Bond Fund	Nov 99	1.77	1,645	64.85	6.28%	1.59%	79.99	20.01	0.00	7.68
LIC MF Bond Fund	Mar 99	0.71	119	60.54	1.83%	1.61%	86.06	13.94	0.00	8.89
Nippon India Income Fund	Dec 97	1.69	248	75.83	4.07%	1.61%	74.85	25.15	0.00	8.65
SBI Magnum Income Fund	Nov 98	1.46	1,538	59.47	2.50%	1.71%	59.72	18.99	21.29	7.02
UTI Bond Fund	May 98	1.64	296	61.98	5.07%	1.70%	80.01	18.36	1.63	8.25
<b>Average</b>		<b>1.51</b>			<b>0.61%</b>		<b>77.12</b>	<b>20.97</b>	<b>11.46</b>	<b>7.02</b>

Dynamic Bond Fund

Scheme Name	Date of Inception	^ Expense Ratio %	As on 31st Mar 2023		% Change over a quarter		% Exposure in Holdings*			
			Corpus in crs	NAV (Rs)	Corpus	NAV	Gsec/SOV	AAA and Equivalent	AA Equivalent & Below	Avg Maturity (in yrs)
Aditya Birla Sun Life Dynamic Bond Fund	Sep 04	1.19	1,862	38.69	4.69%	1.63%	35.68	38.43	25.89	3.99
Axis Dynamic Bond Fund	Apr 11	0.66	1,776	24.80	5.93%	1.45%	32.62	67.38	0.00	6.63
Bandhan Dynamic Bond Fund	Jun 02	1.62	2,266	28.69	2.56%	1.94%	100.21	-0.21	0.00	5.73
Baroda BNP Paribas Dynamic Bond Fund	Sep 04	1.69	126	38.66	12.33%	1.77%	59.20	40.80	0.00	4.87
Canara Robeco Dynamic Bond Fund	May 09	1.75	122	25.33	5.07%	1.59%	62.03	37.97	0.00	4.20
DSP Strategic Bond Fund	May 07	1.03	460	2779.07	-7.44%	1.44%	90.67	3.74	5.59	8.47
HDFC Dynamic Debt Fund	Apr 97	1.72	594	75.61	12.96%	1.58%	83.74	16.26	0.00	7.02
HSBC Dynamic Bond Fund	Aug 06	0.76	199	24.90	-6.63%	1.62%	42.65	57.35	0.00	4.75
ICICI Prudential All Seasons Bond Fund	Mar 02	1.31	8,998	30.87	43.64%	1.73%	34.61	38.39	26.99	4.75
IIFL Dynamic Bond Fund	Jun 13	0.52	621	18.59	37.21%	1.15%	72.43	21.37	6.21	9.10
Indiabulls Dynamic Bond Fund	Dec 18	0.76	5	1278.24	-79.41%	1.73%	0.00	98.11	1.89	2.89
ITI Dynamic Bond Fund	Jul 21	1.19	56	10.70	1.33%	1.36%	3.53	96.47	0.00	0.42
JM Dynamic Bond Fund	Jun 03	0.98	43	35.05	-2.14%	1.49%	82.91	17.09	0.00	4.83
Kotak Dynamic Bond Fund	May 08	1.29	2,545	31.24	27.31%	1.06%	53.05	26.18	20.77	7.06
Mahindra Manulife Dynamic Bond Yojana	Aug 18	1.59	72	12.11	2.79%	1.36%	62.72	37.28	0.00	5.91
Mirae Asset Dynamic Bond Fund	Mar 17	1.10	211	13.89	-2.34%	1.40%	47.52	52.48	0.00	3.67
Nippon India Dynamic Bond Fund	Nov 04	0.69	3,923	31.01	15.17%	1.38%	89.88	10.12	0.00	6.56
PGIM India Dynamic Bond Fund	Jan 12	1.63	139	2217.08	2.09%	1.29%	67.34	32.66	0.00	2.63
Quantum Dynamic Bond Fund	May 15	0.61	87	17.93	3.65%	1.54%	75.06	24.94	0.00	3.86
SBI Dynamic Bond Fund	Jan 04	1.64	2,659	29.96	13.12%	1.63%	66.48	33.52	0.00	5.62
Union Dynamic Bond Fund	Feb 12	1.54	94	19.74	-1.82%	1.73%	64.91	35.09	0.00	7.05
UTI Dynamic Bond Fund	Jun 10	1.52	363	26.15	-0.22%	1.56%	19.25	75.39	5.36	4.70
<b>Average</b>		<b>1.22</b>			<b>4.08%</b>		<b>56.66</b>	<b>39.13</b>	<b>4.21</b>	<b>5.21</b>

Corporate Bond Fund

Scheme Name	Date of Inception	^ Expense Ratio %	As on 31st Mar 2023		% Change over a quarter		% Exposure in Holdings*			
			Corpus in crs	NAV (Rs)	Corpus	NAV	Gsec/SOV	AAA and Equivalent	AA Equivalent & Below	Avg Maturity (in yrs)
Aditya Birla Sun Life Corporate Bond Fund	Mar 97	0.46	15,698	94.39	24.56%	1.74%	12.99	82.55	4.47	1.56
Axis Corporate Debt Fund	Jul 17	0.93	4,388	14.34	46.77%	1.57%	16.65	83.35	0.00	2.99
Bandhan Corporate Bond Fund	Jan 16	0.61	14,204	16.24	-7.80%	1.54%	10.39	89.61	0.00	0.96
Baroda BNP Paribas Corp Bond Fund	Nov 08	0.64	138	22.94	602.64%	1.58%	10.87	88.41	0.73	4.40
Canara Robeco Corporate Bond Fund	Feb 14	1.03	188	18.61	-3.69%	1.40%	15.79	84.21	0.00	1.75
DSP Corporate Bond Fund	Sep 18	0.50	2,281	13.50	-13.83%	1.31%	27.83	72.17	0.00	3.92
Franklin India Corporate Debt Fund	Jun 97	0.75	749	83.49	0.08%	1.55%	22.49	71.56	5.95	2.06
HDFC Corporate Bond Fund	Jun 10	0.60	25,404	27.18	9.41%	1.57%	23.50	76.50	0.00	5.09
HSBC Corporate Bond Fund	Mar 97	0.63	6,884	61.54	-4.86%	1.42%	25.24	74.76	0.00	5.39
ICICI Prudential Corporate Bond Fund	Sep 04	0.53	19,377	24.97	17.86%	1.73%	25.14	74.86	0.00	4.14
Invesco India Corporate Bond Fund	Aug 07	0.66	2,312	2673.77	-8.35%	1.53%	22.32	77.68	0.00	2.27
Kotak Corporate Bond Fund	Sep 07	0.67	9,911	3161.40	12.12%	1.48%	17.30	82.70	0.00	3.57
Mirae Asset Corp Bond Fund	Mar 21	0.89	58	10.80	-5.63%	1.48%	10.34	89.66	0.00	2.85
Nippon India Corporate Bond Fund	Sep 00	0.68	1,968	50.06	24.40%	1.59%	14.32	85.68	0.00	3.51
PGIM India Corp Bond Fund	Jan 03	0.99	49	36.60	-7.96%	1.48%	17.94	74.95	7.11	1.02
SBI Corporate Bond Fund	Feb 19	0.79	17,669	13.06	9.63%	1.49%	16.48	82.79	0.73	3.30
Sundaram Corporate Bond Fund	Dec 04	0.51	908	34.02	-12.23%	1.65%	9.96	90.04	0.00	0.22
Tata Corporate Bond Fund	Dec 21	0.87	573	10.42	34.35%	1.71%	14.13	65.27	20.60	2.41
Union Corporate Bond Fund	May 18	0.72	411	12.88	9.85%	1.50%	5.18	91.28	3.54	2.25
UTI Corporate Bond Fund	Aug 18	0.59	3,255	13.80	3.36%	1.60%	14.49	85.51	0.00	2.42
<b>Average</b>		<b>0.70</b>			<b>36.53%</b>		<b>16.67</b>	<b>81.18</b>	<b>2.16</b>	<b>2.80</b>

Credit Risk Fund

Scheme Name	Date of Inception	^ Expense Ratio %	As on 31st Mar 2023		% Change over a quarter		% Exposure in Holdings*			
			Corpus in crs	NAV (Rs)	Corpus	NAV	AAA and Equivalent	AA and Equivalent	Below AA Including FD	Avg Maturity (in yrs)
Aditya Birla Sun Life Credit Risk Fund	Apr 15	1.51	1,029	17.44	-14.36%	1.58%	35.76	58.12	6.12	2.74
Axis Credit Risk Fund	Jul 15	1.66	590	18.01	-5.12%	1.73%	49.68	40.13	10.18	1.88
Bandhan Credit Risk Fund	Mar 17	1.60	460	14.11	-18.54%	1.44%	38.04	61.96	0.00	5.60
Bank of India Credit Risk Fund	Feb 15	1.61	159	10.67	-3.99%	1.21%	37.00	62.06	0.94	0.90
Baroda BNP Paribas Credit Risk Fund	Jan 15	1.60	181	18.59	-2.81%	1.71%	29.08	70.92	0.00	3.31
DSP Credit Risk Fund	May 03	1.44	204	34.34	-12.89%	1.95%	36.31	63.69	0.00	1.74
HDFC Credit Risk Debt Fund	Mar 14	1.56	8,482	20.26	-0.31%	1.47%	40.99	51.36	7.66	2.64
HSBC Credit Risk Fund	Oct 09	1.67	130	24.55	-6.02%	1.50%	49.85	50.15	0.00	1.44
ICICI Prudential Credit Risk Fund	Dec 10	1.55	7,767	26.48	-1.25%	1.62%	41.25	41.16	17.60	2.32
IDBI Credit Risk Fund	Mar 14	1.34	23	15.90	-12.20%	1.43%	26.87	73.13	0.00	3.01
Invesco India Credit Risk Fund	Sep 13	1.50	141	1594.41	9.30%	5.15%	67.71	32.29	0.00	1.57
Kotak Credit Risk Fund	May 10	1.61	1,150	24.86	-18.44%	1.07%	19.47	66.42	14.11	3.00
Nippon India Credit Risk Fund	Jun 05	1.56	1,000	29.07	-1.94%	1.91%	49.25	31.63	19.12	1.96
SBI Credit Risk Fund	Jul 14	1.54	2,782	37.85	-1.81%	1.51%	46.64	49.66	3.70	3.77
UTI Credit Risk Fund	Nov 12	1.63	431	14.47	-3.80%	1.52%	41.49	56.44	2.08	2.64
<b>Average</b>		<b>1.56</b>			<b>-6.28%</b>		<b>40.63</b>	<b>53.94</b>	<b>5.43</b>	<b>2.57</b>

Banking and PSU Fund

Scheme Name	Date of Inception	^ Expense Ratio %	As on 31st Mar 2023		% Change over a quarter		% Exposure in Holdings*			
			Corpus in crs	NAV (Rs)	Corpus	NAV	Gsec/SOV	AAA and Equivalent	AA Equivalent & Below	Avg Maturity (in yrs)
Aditya Birla Sun Life Banking & PSU Debt Fund	Oct 99	0.72	8,033	309.33	0.03%	1.63%	15.53	81.11	3.36	3.19
Axis Banking & PSU Debt Fund	Jun 12	0.63	14,416	2233.59	9.93%	1.52%	12.37	87.63	0.00	2.81
Bandhan Banking & PSU Debt Fund	Mar 13	0.62	14,667	20.89	1.79%	1.68%	18.07	81.93	0.00	2.92
Baroda BNP Paribas Banking and PSU Bond Fund	Dec 20	0.79	37	10.70	-30.63%	1.55%	8.08	85.34	6.58	3.82
Canara Rob Banking and PSU Debt Fund	Aug 22	0.71	404	10.29	2.21%	1.47%	5.99	94.01	0.00	1.95
DSP Banking & PSU Debt Fund	Sep 13	0.58	2,563	20.23	2.18%	1.58%	27.54	72.46	0.00	3.19
Edelweiss Banking and PSU Debt Fund	Sep 13	0.64	353	20.75	-0.61%	1.47%	21.28	78.72	0.00	5.95
Franklin India Banking & PSU Debt Fund	Apr 14	0.48	716	18.98	1.56%	1.61%	24.42	74.18	1.40	2.77
HDFC Banking and PSU Debt Fund	Mar 14	0.81	5,590	19.40	15.72%	1.55%	15.31	83.26	1.43	3.11
HSBC Banking and PSU Debt Fund	Sep 07	0.61	4,703	20.61	2.71%	1.48%	29.69	70.31	0.00	2.95



Banking and PSU Fund

Scheme Name	Date of Inception	^ Expense Ratio %	As on 31st Mar 2023		% Change over a quarter		% Exposure in Holdings*			
			Corpus in crs	NAV (Rs)	Corpus	NAV	Gsec/SOV	AAA and Equivalent	AA Equivalent & Below	Avg Maturity (in yrs)
ICICI Prudential Banking & PSU Debt Fund	Jan 10	0.76	7,554	27.55	5.48%	1.73%	27.41	65.93	6.66	6.94
Invesco India Banking & PSU Debt Fund	Dec 12	0.70	124	1912.64	-6.00%	1.59%	18.34	81.66	0.00	3.05
ITI Banking & PSU Debt Fund	Oct 20	0.70	31	11.10	10.42%	1.53%	0.00	100.00	0.00	0.43
Kotak Banking & PSU Debt Fund	Dec 98	0.81	6,451	55.08	9.24%	1.52%	21.59	69.72	8.69	6.53
LIC MF Banking & PSU Debt Fund	May 07	0.83	1,134	29.42	-8.47%	1.54%	20.34	79.66	0.00	3.08
Mirae Asset Banking & PSU Debt Fund	Jul 20	0.83	87	10.99	-7.89%	1.57%	3.99	96.01	0.00	2.92
Nippon India Banking & PSU Debt Fund	May 15	0.84	5,080	17.50	27.67%	1.57%	19.18	80.82	0.00	3.22
PGIM India Banking & PSU Debt Fund	Mar 13	0.41	49	20.62	-14.06%	1.59%	15.43	84.57	0.00	1.77
SBI Banking & PSU Fund	Oct 09	0.81	4,845	2638.12	-4.19%	1.57%	11.94	86.37	1.68	3.35
Sundaram Banking & PSU Debt Fund	Mar 15	0.37	455	36.25	-0.18%	1.57%	11.90	88.10	0.00	2.32
Tata Banking & PSU Debt Fund	Oct 19	0.72	259	12.17	-5.73%	1.71%	20.93	79.07	0.00	2.75
TRUSTMF Banking & PSU Debt Fund	Feb 21	0.71	326	1076.66	-13.23%	1.35%	10.91	81.36	7.73	3.60
UTI Banking & PSU Debt Fund	Jan 14	0.58	657	18.56	24.70%	1.57%	26.03	73.97	0.00	4.05
<b>Average</b>		<b>0.68</b>			<b>0.98%</b>		<b>16.79</b>	<b>81.57</b>	<b>4.69</b>	<b>3.33</b>

Floater Fund

Scheme Name	Date of Inception	^ Expense Ratio %	As on 31st Mar 2023		% Change over a quarter		% Exposure in Holdings*			
			Corpus in crs	NAV (Rs)	Corpus	NAV	AAA and Equivalent	AA and Equivalent	Below AA Including FD	Avg Maturity (in yrs)
Aditya Birla Sun Life Floating Rate Fund	Jun 05	0.45	11,709	292.95	-10.03%	1.79%	56.16	0.00	43.84	1.19
Axis Floater Fund	Jul 21	0.52	321	1077.48	-30.23%	1.71%	100.00	0.00	0.00	3.60
Bandhan Floating Rate Fund	Feb 21	0.83	285	10.87	-18.47%	1.63%	34.72	0.00	65.28	1.15
DSP Floater Fund	Mar 21	0.42	775	10.92	-35.01%	1.65%	100.00	0.00	0.00	3.34
Franklin India Floating Rate Fund	Apr 01	1.01	279	34.12	-11.76%	1.67%	70.36	3.65	25.99	3.57
HDFC Floating Rate Debt Fund	Jan 05	0.48	14,344	41.75	-4.63%	1.73%	85.82	12.85	1.33	4.25
ICICI Prudential Floating Interest Fund	Mar 03	1.27	10,639	356.07	-10.36%	1.70%	89.03	10.31	0.66	8.35
Kotak Floating Rate Fund	May 09	0.63	4,257	1265.22	-19.80%	1.57%	90.17	8.14	1.68	3.36
Nippon India Floating Rate Fund	Sep 05	0.60	7,086	37.80	-3.56%	1.52%	97.03	0.00	2.97	3.65
SBI Floating Rate Debt Fund	Oct 20	0.46	1,299	11.14	-34.30%	1.57%	69.41	1.16	29.43	1.00
Tata Floating Rate Fund	Jul 21	0.73	207	10.79	-25.59%	1.68%	83.09	16.91	0.00	1.85
UTI Floater Fund	Oct 18	0.85	1,593	1279.05	-7.45%	1.63%	61.59	0.00	38.41	1.12
<b>Average</b>		<b>0.69</b>			<b>-17.60%</b>		<b>78.12</b>	<b>8.84</b>	<b>17.47</b>	<b>3.04</b>

Gilt Fund

Scheme Name	Date of Inception	^ Expense Ratio %	As on 31st Mar 2023		% Change over a quarter		Avg Maturity (in yrs)
			Corpus in crs	NAV (Rs)	Corpus	NAV	
Aditya Birla SL Government Securities Fund	Sep 99	0.94	1,341	68.29	-0.01%	1.76%	4.49
Axis Gilt Fund	Jan 12	0.99	167	21.16	32.89%	1.50%	6.01
Bandhan Gov Sec. Fund-Inv Plan	Mar 04	1.24	1,483	29.49	4.54%	2.03%	5.78
Baroda BNP Paribas Gilt Fund	Mar 02	0.45	556	35.28	1913.19%	1.77%	9.23
Canara Robeco Gilt Fund	Dec 99	1.25	81	64.08	0.38%	1.89%	5.90
DSP Government Securities Fund	Sep 99	1.19	444	79.61	6.97%	1.70%	8.44
Edelweiss Government Securities Fund	Feb 14	1.34	126	20.64	7.85%	1.60%	4.87
Franklin India Government Securities Fund	Jun 99	1.11	122	50.52	-5.26%	1.42%	1.88
HDFC Gilt Fund	Jul 01	0.89	1,841	46.45	7.35%	1.79%	5.61
HSBC Gilt Fund	Mar 00	1.70	229	56.72	-4.41%	1.57%	5.77
ICICI Prudential Gilt Fund	Aug 99	1.09	3,152	85.34	21.20%	1.85%	8.41
Invesco India Gilt Fund	Feb 08	1.25	22	2367.00	-1.25%	1.41%	3.93
Kotak Gilt Fund	Dec 98	1.48	2,274	81.67	25.61%	1.78%	8.18
LIC MF Gilt Fund	Nov 99	1.48	44	50.69	-5.38%	1.44%	6.98
Nippon India Gilt Securities Fund	Aug 08	1.58	1,330	32.09	16.27%	1.60%	7.60
PGIM India Gilt Fund	Oct 08	1.46	136	25.44	1.43%	1.48%	3.84
Quant Gilt Fund	Dec 22	1.41	46	10.16	15.89%	1.42%	4.61
SBI Magnum Gilt Fund	Dec 00	0.94	5,667	55.13	42.83%	1.76%	5.89
Tata Gilt Securities Fund	Sep 99	1.72	286	65.68	13.70%	1.97%	10.88
Union Gilt Fund	Aug 22	1.17	119	10.33	-2.49%	1.69%	5.80
UTI Gilt Fund	Jan 02	0.95	566	52.84	10.51%	1.65%	5.93
<b>Average</b>		<b>1.22</b>			<b>100.09%</b>		<b>6.19</b>

Gilt Fund with 10 yr constant duration

Scheme Name	Date of Inception	^ Expense Ratio %	As on 31st Mar 2023		% Change over a quarter		Avg Maturity (in yrs)
			Corpus in crs	NAV (Rs)	Corpus	NAV	
Bandhan G-Sec-Constant Maturity Plan	Mar 02	0.45	271	37.54	26.04%	1.75%	10.00
DSP 10Y G-Sec Fund	Sep 14	0.52	51	18.04	22.21%	1.81%	9.25
ICICI Pru Constant Maturity Gilt Fund	Sep 14	0.39	1,487	20.30	268.86%	1.86%	9.81
SBI Magnum Constant Maturity Fund	Dec 00	0.63	1,268	52.73	52.14%	1.82%	9.63
UTI Gilt Fund with 10 year Constant Duration	Aug 22	0.69	140	10.46	41.50%	1.78%	9.17
<b>Average</b>		<b>0.50</b>			<b>92.31%</b>		<b>9.67</b>

**DEFINITION OF LARGE CAP, MID CAP AND SMALL CAP:**

- **Large Cap:** 1st -100th company in terms of full market capitalization
- **Mid Cap:** 101st -250th company in terms of full market capitalization
- **Small Cap:** 251st company onwards in terms of full market capitalization

**SCHEME CLASSIFICATION:****Equity Schemes:**

**Flexi Cap Fund:** An open ended equity scheme investing across large cap, mid cap, small cap stocks, Minimum investment in equity & equity related instruments 65% of total assets

**Multi Cap Funds:** Minimum investment in equity & equity related instruments 75% of total assets, with a minimum 25% allocation to large, mid and small cap stocks

**Large Cap Fund:** An open ended equity scheme predominantly investing in large cap stocks, Minimum investment in equity & equity related instruments of large cap companies 80% of total assets

**Large & Mid Cap Fund:** An open ended equity scheme investing in both large cap and mid cap stocks, Minimum investment in equity & equity related instruments of large cap companies 35% of total assets & mid cap companies 35% of total assets

**Mid Cap Fund:** An open ended equity scheme predominantly investing in mid cap stocks, Minimum investment in equity & equity related instruments of mid cap companies 65% of total assets

**Small cap Fund:** An open ended equity scheme predominantly investing in small cap stocks, Minimum investment in equity & equity related instruments of small cap companies 65% of total assets

**Dividend Yield Fund:** An open ended equity scheme predominantly investing in dividend yielding stocks, Minimum investment in equity 65% of total assets

**Value Fund:** An open ended equity scheme following a value investment strategy, Minimum investment in equity & equity related instruments 65% of total assets

**Contra Fund:** An open ended equity scheme following contrarian investment strategy, Minimum investment in equity & equity related instruments 65% of total assets

**Focused Fund:** An open ended equity scheme investing in maximum 30 stocks (where the scheme intends to focus, multi cap, large cap, mid cap, small cap), Minimum investment in equity & equity related instruments 65% of total assets

**Sectoral/ Thematic:** An open ended equity scheme investing in Sector / Theme, Minimum investment in equity & equity related instruments of a particular sector / particular theme 80% of total assets

**ELSS:** An open ended equity linked saving scheme with a statutory lock in of 3 years and tax benefit, Minimum investment in equity & equity related instruments 80% of total assets

**Debt Schemes:**

**Overnight Fund:** Investment in overnight securities having maturity of 1 day

**Liquid Fund:** Investment in Debt and money market securities with maturity of upto 91 days only

**Ultra Short Duration Fund :** Investment in Debt & Money Market instruments such that the Macaulay duration of the portfolio is between 3 - 6 months

**Low Duration Fund:** Investment in Debt & Money Market instruments such that the Macaulay duration of the portfolio is between 6 - 12 months

**Money Market Fund:** Investment in Money Market instruments having maturity upto 1 year

**Short Duration FundL:** Investment in Debt & Money Market instruments such that the Macaulay duration of the portfolio is between 1 - 3 years

**Medium Duration Fund:** Investment in Debt & Money Market instruments such that the Macaulay duration of the portfolio is between 3 - 4 years. Portfolio Macaulay duration under anticipated adverse situation is 1 year to 4 years.

**Medium to Long Duration Fund:** Investment in Debt & Money Market instruments such that the Macaulay duration of the portfolio is between 4 - 7 years. Portfolio Macaulay duration under anticipated adverse situation is 1 year to 7 years.

**Long Duration Fund:** Investment in Debt & Money Market Instruments such that the Macaulay duration of the portfolio is greater than 7 years

**Dynamic Bond Fund:** Investment across duration

**Corporate Bond Fund:** Minimum investment in corporate bonds 80% of total assets (only in AA+ and above rated corporate bonds)

**Credit Risk Fund:** Minimum investment in corporate bonds 65% of total assets [only in AA (excluding AA+) and below rated corporate bonds]

**Banking and PSU Fund:** Minimum investment in Debt instruments of banks, Public Sector Undertakings, Public Financial Institutions and Municipal Bonds - 80% of total assets

**Gilt Fund:** Minimum investment in Gsecs 80% of total assets (across maturity)

**Gilt Fund with 10 year constant duration :** Minimum investment in Gsecs 80% of total assets such that the Macaulay duration of the portfolio is equal to 10 years

**Floater Fund:** Minimum investment in floating rate instruments (including fixed rate instruments converted to floating rate exposures using swaps/ derivatives) - 65% of total assets

*Macaulay Duration : It is the weighted average term to maturity of the cash flows from an instrument. The weight of each cash flow is determined by dividing the present value of the cash flow by the price. Macaulay duration is a measure of interest rate sensitivity of a Fixed income instrument. Higher the Macaulay duration, higher would be the interest rate risk.*

**Hybrid Schemes:**

**Conservative Hybrid Fund:** An open ended hybrid scheme investing predominantly in debt instruments, Investment in equity & equity related instruments between 10% and 25% of total assets; Debt instruments between 75% and 90% of total assets

**Aggressive Hybrid Fund:** An open ended hybrid scheme investing predominantly in equity and equity related instruments, Equity & Equity related instruments between 65% and 80% of total assets; Debt instruments between 20% 35% of total assets

**Dynamic Asset Allocation or Balanced Advantage:** An open ended dynamic asset allocation fund, Investment in equity / debt that is managed dynamically

**Multi Asset Allocation:** An open ended scheme investing in three different asset classes with a minimum allocation of at least 10% each in all three asset classes

**Arbitrage Fund:** An open ended scheme investing in arbitrage opportunities. Minimum investment in equity & equity related instruments 65% of total assets

**Equity Savings:** An open ended scheme investing in equity,

arbitrage and debt, Minimum investment in equity & equity related instruments 65% of total assets and debt 10% of total assets

### Solution Oriented Schemes :

**Retirement Fund:** An open ended retirement solution oriented scheme having a lock-in of 5 years or till retirement age (whichever is earlier)

**Children's Fund:** An open ended fund for investment for children having a lock-in for at least 5 years or till the child attains age of majority (whichever is earlier)

### Other Schemes:

**Index Funds/ ETFs:** Minimum investment in securities of a particular index (which is being replicated / tracked) 95% of total assets

**FoFs (Overseas/ Domestic):** An open ended fund of fund scheme. Minimum investment in the underlying fund 95% of total assets

## How To Read Fund Performance Scorecard

**Rank:** Higher the return, Higher the rank, i.e. scheme with the highest return will have the first rank. If a scheme has higher ranks (Rank 1 or 2) in all the given periods, then that scheme is considered to be a good performing as well as consistent scheme.

**Quartile:** Performance for the period is differentiated in four quartiles. First quartile represents best performing schemes (top 25% schemes), while last or fourth quartile represents relatively worst performing schemes for the period. **If a scheme remains in first or second quartile for all the given periods, then the performance of the scheme is considered as consistent & above average.** For further filtration, risk ratio should be considered.

**Standard Deviation:** Standard Deviation is absolute measure of volatility. It suggests the deviation of returns from its mean.

**Beta:** It is the measure of the volatility of a security or a portfolio as compared to the market as a whole. Beta signifies the risk or volatility relative to the Benchmark Indices. By definition, benchmark index holds Beta of 1. For example - If a fund's Beta is 1.2, it simply means that the fund is 1.2 times more volatile than the benchmark index.

**Sharpe Ratio:** The Sharpe ratio, also known as Reward to Risk Ratio, measures the risk-adjusted performance. It indicates the excess return per unit of risk associated with the excess return.

To calculate Sharpe ratio, risk free rate is subtracted from portfolio returns and dividing the result by the standard deviation of the portfolio returns. **The higher the Sharpe Ratio, the better the performance.** A negative Sharpe indicates that a rational investor would choose risk-less asset over the risky investment under analysis.

**Treynor Ratio:** The Treynor ratio, also known as the Reward to Volatility ratio, measures returns earned in excess of that which could have been earned on a risk-less investment per each unit of market risk. To calculate Treynor ratio, risk free rate is subtracted from portfolio returns and dividing the result by the Beta of the portfolio returns. Treynor ratio is a risk-adjusted measure of return based on systematic risk. It is similar to the Sharpe ratio, but the Treynor ratio uses beta as the measurement of volatility whereas Sharpe ratio uses Standard Deviation. **The higher Treynor Ratio score means better the fund.**

**Alpha:** The excess return of the fund relative to the return of the benchmark index is a fund's alpha. Alpha is the actual return in excess to what was predicted using the CAPM model. Alpha is often considered to represent the value that a portfolio manager adds to or subtracts from a fund's return. **The higher Alpha score means better the fund.**

**Diversification** - A risk management technique that mixes a wide variety of investments within a portfolio. The rationale behind this technique contends that a portfolio of different kinds of investments will, on average, yield higher returns and pose a lower risk than any individual investment found within the portfolio. Diversification strives to smooth out unsystematic risk events in a portfolio so that the positive performance of some investments will neutralize the negative performance of others. Therefore, the benefits of diversification will hold only if the securities in the portfolio are not perfectly correlated (ideally perfectly negatively correlated).

**Risk Adjusted Returns** - We should know that how much risk is involved in producing an investment's return. The return generated in excess of risk is known as Risk Adjusted Return and is generally expressed as a number or rating. Risk-adjusted returns are applied to individual securities and investment funds and portfolios. There are five principal risk measures: Alpha, Beta, R-squared, Standard Deviation and the Sharpe ratio. Each risk measure is unique in how it measures risk.

Large Cap Fund

Scheme Name	CAGR Returns %				Quartile			
	1 Yr	3 Yr	5 Yr	10 Yr	1 Yr	3 Yr	5 Yr	10 Yr
Aditya Birla Sun Life Frontline Equity Fund - Gr	0.24	27.01	10.08	13.58	2	1	3	2
Axis Bluechip Fund - Gr	-7.44	16.82	10.91	13.08	4	4	2	2
Bandhan Large Cap Fund - Regular Gr	-2.91	22.97	9.96	11.20	4	3	3	4
Bank of India Bluechip Fund - Gr	-3.87	N.A.	N.A.	N.A.	4	-	-	-
Baroda BNP Paribas Large Cap Fund - Gr	1.67	22.96	11.64	14.05	2	3	1	1
Canara Robeco Bluechip Equity Fund - Gr	-0.20	23.64	13.04	13.57	2	3	1	2
DSP Top 100 Equity Fund Gr	2.29	22.70	8.08	10.84	1	4	4	4
Edelweiss Large Cap Fund - Gr	2.53	25.61	11.49	13.60	1	2	1	1
Franklin India Bluechip Fund Gr	-1.56	25.93	9.18	11.56	3	2	4	4
HDFC Top 100 Fund - Gr	6.18	28.81	11.42	13.35	1	1	2	2
HSBC Large Cap Fund - Gr	-0.68	23.42	9.95	11.98	3	3	3	3
ICICI Prudential Bluechip Fund - Gr	2.97	28.55	11.81	14.36	1	1	1	1
IDBI India Top 100 Equity Fund - Gr	-1.02	25.68	11.13	13.30	3	2	2	2
Indiabulls Blue Chip Fund - Gr	1.06	20.81	7.79	10.90	2	4	4	4
Invesco India Largecap Fund - Gr	-3.87	24.08	9.69	12.79	4	3	3	3
ITI Large Cap Fund - Gr	-0.23	N.A.	N.A.	N.A.	2	-	-	-
JM Large Cap Fund - Gr	0.40	17.97	9.50	11.37	2	4	4	4
Kotak Bluechip Fund - Gr	0.76	26.46	11.60	13.28	2	1	1	2
LIC MF Large Cap Fund - Gr	-4.68	19.63	10.00	11.88	4	4	3	3
Mahindra Manulife Large Cap Pragati Yojana - Gr	-2.07	24.37	N.A.	N.A.	4	3	-	-
Mirae Asset Large Cap Fund - Gr	-0.98	25.44	11.34	15.90	3	2	2	1
Nippon India Large Cap Fund - Gr	6.53	30.73	11.72	14.82	1	1	1	1
PGIM India Large Cap Fund - Gr	3.05	22.75	9.47	12.41	1	4	4	3
SBI Blue Chip Fund - Gr	2.67	27.56	10.66	14.35	1	1	2	1
Sundaram Large Cap Fund - Gr	-0.33	N.A.	N.A.	N.A.	3	-	-	-
Tata Large Cap Fund - Gr	-0.38	26.00	10.46	12.27	3	2	3	3
Taurus Largecap Equity Fund - Gr	-4.67	20.12	7.15	9.39	4	4	4	4
Union Largecap Fund - Gr	-1.17	24.76	9.52	N.A.	3	2	4	-
UTI Master Share - Gr	-4.21	24.68	10.71	12.87	4	3	2	3
<b>Average of Large Cap Funds</b>	<b>-0.34</b>	<b>24.21</b>	<b>10.33</b>	<b>12.78</b>				
<b>NIFTY 50 TRI</b>	<b>0.59</b>	<b>27.80</b>	<b>12.72</b>	<b>13.18</b>				
<b>S&amp;P BSE 100 TRI</b>	<b>0.73</b>	<b>28.23</b>	<b>12.29</b>	<b>13.50</b>				
<b>Universe</b>	<b>29</b>	<b>26</b>	<b>25</b>	<b>24</b>				

Large & Mid Cap Fund

Scheme Name	CAGR Returns %				Quartile			
	1 Yr	3 Yr	5 Yr	10 Yr	1 Yr	3 Yr	5 Yr	10 Yr
Aditya Birla Sun Life Equity Advantage Fund - Gr	-10.63	24.31	7.25	14.64	4	4	4	2
Axis Growth Opportunities Fund - Gr	-9.07	25.72	N.A.	N.A.	4	4	-	-
Bandhan Core Equity Fund - Regular Plan - Gr	4.17	30.67	10.18	12.93	1	1	3	4
Bank of India Large & Mid Cap Equity Fund - Reg Gr	1.58	26.12	8.52	12.28	2	4	4	4
Baroda BNP Paribas Large & Mid Cap Fund - Gr	-2.95	N.A.	N.A.	N.A.	4	-	-	-
Canara Robeco Emerging Equities Fund - Gr	-1.99	27.43	11.45	20.26	3	3	2	1
DSP Equity Opportunities Fund - Gr	2.99	27.88	10.70	15.41	2	3	3	2
Edelweiss Large & Mid Cap Fund - Regular Gr	-1.14	27.29	11.48	14.45	3	3	2	3
Franklin India Equity Advantage Fund - Gr	-2.64	30.19	8.60	13.29	3	2	4	3
HDFC Large and Mid Cap Fund - Gr	3.66	33.45	12.70	11.76	1	1	2	4
HSBC Large and Mid Cap Fund - Gr	-2.56	25.78	N.A.	N.A.	3	4	-	-
ICICI Prudential Large & Mid Cap Fund - Gr	6.61	34.81	12.88	14.59	1	1	2	3
Invesco India Growth Opportunities Fund - Gr	-0.90	23.16	9.71	14.25	2	4	4	3
Kotak Equity Opportunities Fund - Gr	3.66	28.74	12.80	15.99	1	3	2	2
LIC MF Large & Mid Cap Fund - Gr	-6.54	23.40	9.58	N.A.	4	4	4	-
Mahindra Manulife Top 250 Nivesh Yojana - Gr	-4.57	29.25	N.A.	N.A.	4	2	-	-
Mirae Asset Emerging Bluechip Fund - Gr	-2.71	29.85	14.26	21.98	4	2	1	1
Motilal Oswal Large and Mid-Cap Fund - Gr	7.56	29.00	N.A.	N.A.	1	2	-	-
Navi Large & Midcap Fund - Gr	-1.96	28.64	10.75	N.A.	3	3	3	-
Nippon India Vision Fund Gr	0.26	28.88	8.98	13.21	2	2	4	4
Quant Large and Mid Cap Fund - Gr	-1.01	31.59	13.19	18.83	2	1	1	1
SBI Large & Midcap Fund - Gr	5.04	32.78	13.07	16.70	1	1	1	1
Sundaram Large & Midcap Fund - Gr	-3.43	27.04	10.64	14.84	4	4	3	2
Tata Large & Mid Cap Fund - Gr	8.54	29.47	12.95	15.17	1	2	1	2
Union Large & Midcap Fund - Gr	-1.25	27.93	N.A.	N.A.	3	3	-	-
UTI Core Equity Fund - Gr	2.93	32.91	9.94	12.90	2	1	3	4
<b>Average of Large &amp; Mid Cap Funds</b>	<b>-0.24</b>	<b>28.65</b>	<b>10.98</b>	<b>15.19</b>				
<b>NIFTY 100 TRI</b>	<b>-1.58</b>	<b>26.66</b>	<b>11.67</b>	<b>13.30</b>				
<b>S&amp;P BSE 200 TRI</b>	<b>-0.61</b>	<b>28.55</b>	<b>12.15</b>	<b>13.94</b>				
<b>Universe</b>	<b>26</b>	<b>25</b>	<b>20</b>	<b>18</b>				

## Multi Cap Fund

Scheme Name	CAGR Returns %				Quartile			
	1 Yr	3 Yr	5 Yr	10 Yr	1 Yr	3 Yr	5 Yr	10 Yr
Aditya Birla Sun Life Multi-Cap Fund - Gr	-2.05	N.A.	N.A.	N.A.	3	-	-	-
Axis Multicap Fund - Regular Gr	-3.67	N.A.	N.A.	N.A.	4	-	-	-
Bandhan Multi Cap Fund - Gr	2.68	N.A.	N.A.	N.A.	2	-	-	-
Baroda BNP Paribas Multi Cap Fund - Gr Plan	-4.79	29.17	11.51	13.48	4	3	3	4
HDFC Multi Cap Fund - Gr	8.77	N.A.	N.A.	N.A.	1	-	-	-
ICICI Prudential Multicap Fund - Gr	3.17	30.16	11.03	15.00	2	3	3	3
Invesco India Multicap Fund - Gr	-0.31	28.12	9.58	16.85	2	4	4	2
ITI Multi Cap Fund - Gr	4.76	20.44	N.A.	N.A.	2	4	-	-
Kotak Multicap Fund - Gr	5.33	N.A.	N.A.	N.A.	1	-	-	-
Mahindra Manulife Multi Cap Badhat Yojana - Gr	-2.45	31.88	13.92	N.A.	3	2	2	-
Nippon India Multi Cap Fund - Gr	7.64	36.03	12.68	14.74	1	2	2	4
Quant Active Fund - G	-3.20	44.11	18.82	20.58	4	1	1	1
SBI Multi Cap Fund - Gr	-2.30	N.A.	N.A.	N.A.	3	-	-	-
Sundaram Multi Cap Fund - Gr	-3.77	29.00	10.31	15.77	4	4	4	2
<b>Average of Multi Cap Funds</b>	<b>0.70</b>	<b>31.11</b>	<b>12.55</b>	<b>16.07</b>				
<b>NIFTY 500 TRI</b>	<b>-1.22</b>	<b>28.97</b>	<b>11.52</b>	<b>13.89</b>				
<b>Universe</b>	<b>14</b>	<b>8</b>	<b>7</b>	<b>6</b>				

## Flexi Cap Fund

Scheme Name	CAGR Returns %				Quartile			
	1 Yr	3 Yr	5 Yr	10 Yr	1 Yr	3 Yr	5 Yr	10 Yr
Aditya Birla Sun Life Flexi Cap Fund - Gr	-4.15	26.46	9.60	15.73	4	2	4	2
Axis Flexi Cap Fund - Gr	-9.45	17.38	10.83	N.A.	4	4	3	-
Bandhan Flexi Cap Fund - Regular Gr	-3.14	21.97	7.64	13.58	3	4	4	4
Bank of India Flexi Cap Fund - Gr	-2.67	N.A.	N.A.	N.A.	3	-	-	-
Canara Robeco Flexi Cap Fund - Gr	-2.26	24.47	12.71	13.84	3	3	2	3
DSP Flexi Cap Fund - Reg. Plan - Gr	-1.62	24.24	11.19	14.62	2	3	2	3
Edelweiss Flexi Cap Fund - Gr	-0.27	27.18	10.40	N.A.	2	2	3	-
Franklin India Flexi Cap Fund - Gr	1.74	32.47	11.39	15.05	1	1	2	2
HDFC Flexi Cap Fund - Gr	10.90	34.81	13.65	15.26	1	1	1	2
HSBC Flexi Cap Fund - Gr	-2.45	26.60	8.53	13.94	3	2	4	3
ICICI Prudential Flexicap Fund - Gr	4.80	N.A.	N.A.	N.A.	1	-	-	-
IDBI Flexi Cap Fund - Gr	-3.19	25.28	10.13	N.A.	3	3	3	-
Invesco India Flexi Cap Fund - Gr	-0.58	N.A.	N.A.	N.A.	2	-	-	-
JM Flexicap Fund - Gr	5.02	27.64	12.97	16.15	1	2	1	1
Kotak Flexicap Fund - Gr	2.01	25.21	10.75	15.84	1	3	3	1
LIC MF Flexi Cap Fund - Gr	-1.42	17.86	8.09	9.47	2	4	4	4
Mahindra Manulife Flexi Cap Yojana - Gr	0.48	N.A.	N.A.	N.A.	1	-	-	-
Motilal Oswal Flexi Cap Fund - Gr	-3.28	16.98	3.47	N.A.	4	4	4	-
Navi Flexi Cap Fund - Gr	-0.30	25.05	N.A.	N.A.	2	3	-	-
Nippon India Flexi Cap Fund - Gr	-3.09	N.A.	N.A.	N.A.	3	-	-	-
Parag Parikh Flexi Cap Fund - Reg Gr	0.03	33.07	17.23	N.A.	2	1	1	-
PGIM India Flexi Cap Fund - Gr	-4.32	33.15	13.96	N.A.	4	1	1	-
Quant Flexi Cap Fund - Gr	1.43	46.03	17.48	19.62	1	1	1	1
Samco Flexi Cap Fund - Gr	-12.82	N.A.	N.A.	N.A.	4	-	-	-
SBI Flexicap Fund - Gr	-3.18	25.81	9.92	15.37	3	2	3	2
Shriram Flexi Cap Fund - Gr	-0.61	20.09	N.A.	N.A.	2	4	-	-
Tata Flexi Cap Fund - Gr	-3.72	20.16	N.A.	N.A.	4	4	-	-
Taurus Flexi Cap Fund - Gr	-6.77	20.91	5.17	9.50	4	4	4	4
Union Flexi Cap Fund - Gr	-1.80	27.62	12.13	11.90	2	2	2	4
UTI Flexi Cap Fund - Gr	-10.08	23.79	11.38	14.08	4	3	2	3
<b>Average of Flexi Cap Funds</b>	<b>-1.83</b>	<b>26.01</b>	<b>10.89</b>	<b>14.26</b>				
<b>NIFTY 500 TRI</b>	<b>-1.22</b>	<b>28.97</b>	<b>11.52</b>	<b>13.89</b>				
<b>Universe</b>	<b>30</b>	<b>24</b>	<b>21</b>	<b>15</b>				

## Mid Cap Fund

Scheme Name	CAGR Returns %				Quartile			
	1 Yr	3 Yr	5 Yr	10 Yr	1 Yr	3 Yr	5 Yr	10 Yr
Aditya Birla Sun Life Midcap Fund - Gr	-5.67	30.72	7.33	14.97	4	3	4	4
Axis MidCap Fund - Gr	-4.53	25.49	14.02	18.08	4	4	1	2
Baroda BNP Paribas Mid-cap Fund - Gr	-0.19	31.26	12.15	17.87	3	3	3	3
DSP Midcap Fund - Reg Gr	-4.54	22.78	8.55	16.89	4	4	4	3
Edelweiss Mid Cap Fund - Regular Gr	2.82	36.32	12.36	19.88	2	2	3	1
Franklin India Prima Fund Gr	3.55	28.77	9.01	17.07	1	4	4	3
HDFC Mid Cap Opportunities Fund - Gr	9.87	36.73	12.46	19.19	1	1	2	1
HSBC Midcap Fund - Gr	-0.29	27.12	7.80	18.28	3	4	4	2
ICICI Prudential MidCap Fund - Gr	-0.67	34.64	9.84	17.80	3	2	3	3
IDBI Midcap Fund - Gr	-3.01	26.99	6.62	N.A.	4	4	4	-
Invesco India Midcap Fund - Gr	-0.14	29.53	12.96	18.41	2	3	2	2
ITI Mid Cap Fund - Gr	3.71	N.A.	N.A.	N.A.	1	-	-	-
Kotak Emerging Equity Fund - Gr	4.04	35.99	13.76	20.00	1	2	2	1
Mahindra Manulife Mid Cap Unnati Yojana - Gr	-0.65	30.57	12.70	N.A.	3	3	2	-
Mirae Asset Midcap Fund - Gr	-0.84	35.49	N.A.	N.A.	3	2	-	-
Motilal Oswal Midcap 30 Fund - Gr	10.00	36.93	14.53	N.A.	1	1	1	-
Nippon India Growth Fund - Gr	3.24	35.69	13.98	16.82	2	2	1	4
PGIM India Midcap Opportunities Fund - Gr	-1.44	42.58	16.88	N.A.	4	1	1	-
Quant Mid Cap Fund - Gr	0.30	43.36	18.03	15.18	2	1	1	4
SBI Magnum MidCap Fund - Gr	4.75	39.73	12.50	19.23	1	1	2	1
Sundaram Mid Cap Fund - Gr	2.51	29.45	7.51	16.50	2	4	4	4
Tata Mid Cap Growth Fund - Gr	-0.12	30.67	12.37	18.67	2	3	3	2
Taurus Discovery (Midcap) Fund - Gr	-1.32	27.01	10.01	16.41	4	4	3	4
Union Midcap Fund - Gr	-1.08	35.50	N.A.	N.A.	3	2	-	-
UTI Mid Cap Fund - Gr	-1.50	32.83	10.59	19.01	4	3	3	2
<b>Average of Mid Cap Funds</b>	<b>0.75</b>	<b>32.76</b>	<b>11.63</b>	<b>17.79</b>				
<b>NIFTY MIDCAP 100 TRI</b>	<b>2.01</b>	<b>38.11</b>	<b>10.90</b>	<b>16.29</b>				
<b>Universe</b>	<b>25</b>	<b>24</b>	<b>22</b>	<b>18</b>				

## Small Cap Fund

Scheme Name	CAGR Returns %				Quartile			
	1 Yr	3 Yr	5 Yr	10 Yr	1 Yr	3 Yr	5 Yr	10 Yr
Aditya Birla Sun Life Small Cap Fund - Gr	-4.06	34.66	4.29	15.40	4	4	4	4
Axis Small Cap Fund - Gr	0.46	36.59	17.59	N.A.	3	4	1	-
Bandhan Emerging Businesses Fund - Gr	-5.23	32.19	N.A.	N.A.	4	4	-	-
Bank of India Small Cap Fund - Gr	-2.85	42.65	N.A.	N.A.	3	2	-	-
Canara Robeco Small Cap Fund - Gr	-3.08	46.93	N.A.	N.A.	4	1	-	-
DSP Small Cap Fund - Gr	-1.58	40.48	11.59	22.00	3	3	3	2
Edelweiss Small Cap Fund - Gr	0.79	42.84	N.A.	N.A.	2	2	-	-
Franklin India Smaller Companies Fund - Gr	8.67	41.86	10.36	19.87	1	3	4	2
HDFC Small Cap Fund - Gr	12.16	45.25	12.48	18.38	1	1	3	3
HSBC Small Cap Fund - Gr	4.75	46.26	12.03	N.A.	2	1	3	-
ICICI Prudential Smallcap Fund - Gr	3.30	43.37	13.60	16.21	2	2	2	4
IDBI Small Cap Fund - Gr	-0.57	39.10	10.98	N.A.	3	3	4	-
Invesco India Smallcap Fund - Gr	1.39	36.69	N.A.	N.A.	2	4	-	-
ITI Small Cap Fund - Gr	4.91	29.96	N.A.	N.A.	2	4	-	-
Kotak Smallcap Fund - Gr	-3.79	44.07	15.26	19.70	4	2	2	2
Nippon India Small Cap Fund - Gr	6.65	49.51	15.97	25.55	1	1	1	1
PGIM India Small Cap Fund - Gr	-7.89	N.A.	N.A.	N.A.	4	-	-	-
Quant Small Cap Fund - Gr	5.28	65.80	22.05	14.79	2	1	1	4
SBI Small Cap Fund - Gr*	6.22	38.56	14.62	24.63	1	3	2	1
Sundaram Small Cap Fund - Gr	-0.14	40.46	8.12	17.94	3	3	4	3
Tata Small Cap Fund - Gr	14.70	44.56	N.A.	N.A.	1	2	-	-
Union Small Cap Fund - Gr	-3.41	37.82	12.10	N.A.	4	4	3	-
UTI Small Cap Fund - Gr	-2.94	N.A.	N.A.	N.A.	3	-	-	-
<b>Average of Small Cap Funds</b>	<b>1.47</b>	<b>41.89</b>	<b>12.93</b>	<b>19.45</b>				
<b>S&amp;P BSE SMALL CAP TRI</b>	<b>-3.64</b>	<b>42.14</b>	<b>10.66</b>	<b>17.74</b>				
<b>Universe</b>	<b>23</b>	<b>21</b>	<b>14</b>	<b>10</b>				

## Focused Fund

Scheme Name	CAGR Returns %				Quartile			
	1 Yr	3 Yr	5 Yr	10 Yr	1 Yr	3 Yr	5 Yr	10 Yr
Aditya Birla Sun Life Focused Equity Fund - Gr	-2.60	24.39	9.93	13.74	3	3	3	3
Axis Focused 25 Fund - Gr	-15.40	15.96	7.72	12.45	4	4	4	4
Bandhan Focused Equity Fund - Regular Gr	-4.73	20.81	5.77	10.54	4	4	4	4
Baroda BNP Paribas Focused Fund - Gr	-1.62	21.74	8.49	N.A.	3	4	4	-
Canara Robeco Focused Equity Fund - Gr	2.18	N.A.	N.A.	N.A.	1	-	-	-
DSP Focus Fund - Gr	-3.87	21.67	7.59	12.08	4	4	4	4
Franklin India Focused Equity Fund - Gr	3.57	32.04	12.28	17.19	1	1	2	1
HDFC Focused 30 Fund - Gr	13.72	35.33	10.95	14.15	1	1	2	2
HSBC Focused Equity Fund - Gr	-2.65	N.A.	N.A.	N.A.	3	-	-	-
ICICI Prudential Focused Equity Fund - Retail Gr	3.39	30.67	12.60	13.53	1	2	1	3
IDBI Focused 30 Equity Fund - Gr	-1.77	24.89	9.11	N.A.	3	3	3	-
IIFL Focused Equity Fund - Gr	2.40	30.22	16.59	N.A.	1	2	1	-
Invesco India Focused 20 Equity Fund - Gr	-8.13	N.A.	N.A.	N.A.	4	-	-	-
JM Core 11 Fund - Reg Gr	1.78	21.39	7.08	13.19	2	4	4	3
Kotak Focused Equity Fund - Gr	-1.41	26.26	N.A.	N.A.	3	3	-	-
Mahindra Manulife Focused Equity Yojana - Gr	3.20	N.A.	N.A.	N.A.	1	-	-	-
Mirae Asset Focused Fund - Gr	-6.59	28.36	N.A.	N.A.	4	2	-	-
Motilal Oswal Focused 25 Fund - Gr	0.64	19.35	8.94	N.A.	2	4	3	-
Nippon India Focused Equity Fund - Gr	-0.73	33.85	11.00	17.96	2	1	2	1
Quant Focused fund - Gr	0.06	32.22	11.68	17.48	2	1	2	1
SBI Focused Equity Fund - Regular Plan - Gr	-6.75	22.03	10.82	15.01	4	3	3	2
Sundaram Focused Fund - Gr	-4.25	24.15	12.44	14.03	4	3	1	2
Tata Focused Equity Fund - Gr	-1.24	27.51	N.A.	N.A.	2	2	-	-
Union Focused Fund - Gr	-1.49	26.51	N.A.	N.A.	3	2	-	-
UTI Focused Equity Fund - Gr	1.65	N.A.	N.A.	N.A.	2	-	-	-
<b>Average of Focused Funds</b>	<b>-1.23</b>	<b>25.97</b>	<b>10.19</b>	<b>14.28</b>				
<b>NIFTY 50 TRI</b>	<b>0.59</b>	<b>27.80</b>	<b>12.72</b>	<b>13.18</b>				
<b>S&amp;P BSE SENSEX TRI</b>	<b>2.03</b>	<b>27.46</b>	<b>13.63</b>	<b>13.55</b>				
<b>Universe</b>	<b>25</b>	<b>20</b>	<b>16</b>	<b>12</b>				

## Value Fund

Scheme Name	CAGR Returns %				Quartile			
	1 Yr	3 Yr	5 Yr	10 Yr	1 Yr	3 Yr	5 Yr	10 Yr
Aditya Birla Sun Life Pure Value Fund - Gr	1.66	30.39	3.50	15.48	3	3	4	3
Axis Value Fund - Gr	1.31	N.A.	N.A.	N.A.	3	-	-	-
Bandhan Sterling Value Fund - Regular Gr	3.35	44.98	10.89	16.53	2	1	3	2
Canara Robeco Value Fund - Gr	8.87	N.A.	N.A.	N.A.	1	-	-	-
DSP Value Fund - Gr	0.92	N.A.	N.A.	N.A.	3	-	-	-
HDFC Capital Builder Value Fund - Gr	0.63	30.34	8.84	14.43	4	3	3	4
HSBC Value Fund - Gr	4.97	34.72	10.98	18.01	2	2	3	1
ICICI Prudential Value Discovery Fund Gr	7.98	37.32	14.51	17.71	1	1	1	1
IDBI Long Term Value Fund - Gr	-1.89	27.18	N.A.	N.A.	4	4	-	-
Indiabulls Value Fund - Gr	-2.12	23.30	4.81	N.A.	4	4	4	-
ITI Value Fund - Gr	6.48	N.A.	N.A.	N.A.	1	-	-	-
JM Value Fund - Gr Option	5.93	31.08	11.83	15.94	2	2	1	2
Nippon India Value Fund - Gr	-1.69	31.77	11.45	15.10	4	2	2	3
Quant Value Fund - Gr	2.68	N.A.	N.A.	N.A.	2	-	-	-
Quantum Long Term Equity Value Fund - Reg Gr	1.70	27.54	8.44	N.A.	3	4	4	-
Tata Equity P/E Fund Gr	4.59	27.62	8.75	16.18	2	4	4	2
Templeton India Value Fund - Gr	10.61	39.98	11.42	14.21	1	1	2	4
Union Value Discovery Fund - Gr	0.78	29.69	N.A.	N.A.	3	3	-	-
UTI Value Opportunities Fund - Gr	0.22	28.18	11.68	12.69	4	3	2	4
<b>Average of Value Funds</b>	<b>3.00</b>	<b>31.72</b>	<b>9.76</b>	<b>15.63</b>				
<b>NIFTY 500 TRI</b>	<b>-1.22</b>	<b>28.97</b>	<b>11.52</b>	<b>13.89</b>				
<b>Universe</b>	<b>19</b>	<b>14</b>	<b>12</b>	<b>10</b>				

## Contra Fund

Scheme Name	CAGR Returns %				Quartile			
	1 Yr	3 Yr	5 Yr	10 Yr	1 Yr	3 Yr	5 Yr	10 Yr
Invesco India Contra Fund - Gr	1.02	27.85	11.14	16.94	4	4	4	2
Kotak India EQ Contra Fund - Gr	4.21	29.81	12.80	14.17	3	3	3	4
SBI Contra Fund - Regular Gr	13.28	44.21	15.16	14.87	2	2	2	3
<b>Average of Contra Funds</b>	<b>6.17</b>	<b>33.96</b>	<b>13.03</b>	<b>15.33</b>				
<b>NIFTY 500 TRI</b>	<b>-1.22</b>	<b>28.97</b>	<b>11.52</b>	<b>13.89</b>				
<b>Universe</b>	<b>3</b>	<b>3</b>	<b>3</b>	<b>3</b>				

## Dividend Yield Fund

Scheme Name	CAGR Returns %				Quartile			
	1 Yr	3 Yr	5 Yr	10 Yr	1 Yr	3 Yr	5 Yr	10 Yr
Aditya Birla Sun Life Dividend Yield Fund - Gr	5.19	30.41	9.75	11.98	2	3	4	4
HDFC Dividend Yield Fund - Gr	6.32	N.A.	N.A.	N.A.	2	-	-	-
ICICI Prudential Dividend Yield Equity Fund - Gr	6.38	36.42	11.18	N.A.	1	2	2	-
IDBI Dividend Yield Fund - Gr	-1.35	24.67	N.A.	N.A.	4	4	-	-
Sundaram Dividend Yield Fund - Gr	1.50	26.50	11.18	13.91	3	3	2	2
Tata Dividend Yield Fund - Gr	-0.93	N.A.	N.A.	N.A.	3	-	-	-
Templeton India Equity Income Fund - Gr	7.31	37.70	13.80	15.02	1	1	1	1
UTI Dividend Yield Fund - Gr	-3.46	25.96	10.85	12.21	4	4	4	3
<b>Average of Dividend Yield Funds</b>	<b>2.62</b>	<b>30.28</b>	<b>11.35</b>	<b>13.28</b>				
<b>Universe</b>	<b>8</b>	<b>6</b>	<b>5</b>	<b>4</b>				

## ELSS

Scheme Name	CAGR Returns %				Quartile			
	1 Yr	3 Yr	5 Yr	10 Yr	1 Yr	3 Yr	5 Yr	10 Yr
Aditya Birla Sun Life Tax Relief 96 Fund - Gr	-4.37	15.62	4.75	13.34	4	4	4	3
Axis Long Term Equity Fund - Gr	-11.26	16.43	8.57	15.70	4	4	4	1
Bandhan Tax Advantage (ELSS) Fund - Regular Gr	0.72	38.14	11.87	16.72	2	1	2	1
Bank of India Tax Advantage Fund - Regular Gr	-0.34	29.20	12.24	16.10	2	2	1	1
Baroda BNP Paribas ELSS Fund - Gr	-3.90	20.43	9.50	13.61	4	4	3	3
Canara Robeco Equity Tax Saver Fund - Gr	-0.53	27.59	14.36	15.01	3	3	1	2
DSP Tax Saver Fund - Gr	0.15	29.58	12.45	16.46	2	2	1	1
Edelweiss Long Term Equity Fund (Tax Savings) - Gr	-1.26	25.34	8.72	13.07	3	3	3	4
Franklin India Taxshield Gr	2.58	30.40	10.44	14.31	1	1	2	2
HDFC Tax saver - Gr	8.29	30.88	9.77	13.47	1	1	3	3
HSBC ELSS Fund - Gr	-1.60	25.78	7.61	13.48	4	3	4	3
ICICI Prudential Long Term Equity Fund - Regular Gr	-2.72	28.12	10.70	14.83	4	2	2	2
IDBI Equity Advantage Fund - Gr	-0.21	20.11	8.01	N.A.	2	4	4	-
Indiabulls Tax Savings Fund - Gr	-0.77	20.43	6.05	N.A.	3	4	4	-
Invesco India Tax Plan - Gr	-6.87	22.74	9.73	14.89	4	4	3	2
ITI Long Term Equity Fund - Gr	4.68	23.17	N.A.	N.A.	1	4	-	-
JM Tax Gain Fund - Gr Option	-0.78	27.93	11.95	16.06	3	2	2	1
Kotak Tax Saver - Gr	2.28	28.97	13.19	15.03	1	2	1	2
LIC MF Tax Plan Gr	-2.84	21.83	9.08	12.98	4	4	3	4
Mahindra Manulife ELSS Kar Bachat Yojana - Gr	0.23	28.87	10.43	N.A.	2	2	2	-
Mirae Asset Tax Saver Fund - Gr	-1.20	30.26	14.12	N.A.	3	1	1	-
Motilal Oswal Long Term Equity Fund - Gr	5.93	25.57	8.55	N.A.	1	3	4	-
Navi ELSS Tax Saver Fund - Gr	-1.07	23.40	8.60	N.A.	3	4	3	-
Nippon India Tax Saver Fund - Gr	-0.21	28.49	5.74	13.68	2	2	4	3
Parag Parikh Tax Saver Fund - Gr	6.40	33.13	N.A.	N.A.	1	1	-	-
PGIM India Long Term Equity Fund - Gr	0.50	31.39	12.31	N.A.	2	1	1	-
Quant Tax Plan Gr	-1.04	48.53	20.66	21.55	3	1	1	1
Quantum Tax Saving Fund - Regular plan - Gr	2.20	27.51	8.60	N.A.	1	3	3	-
SBI Long Term Equity Fund - Gr	6.86	30.54	11.19	14.05	1	1	2	3
Shriram Long Term Equity Fund - Gr	-1.26	18.92	N.A.	N.A.	3	4	-	-
Sundaram Tax Savings Fund - Gr	-0.40	28.69	9.69	15.40	3	2	3	2
Tata India Tax Savings Fund Regular Plan - Gr	-0.05	26.67	10.80	N.A.	2	3	2	-
Taurus Tax Shield - Gr	4.78	24.83	9.62	12.94	1	3	3	4
Union Long Term Equity Fund - Gr	0.37	28.87	12.43	12.42	2	2	1	4
UTI Long Term Equity Fund (Tax Saving) - Gr	-4.60	25.38	10.05	12.83	4	3	2	4
<b>Average of ELSS</b>	<b>-0.04</b>	<b>26.96</b>	<b>10.37</b>	<b>14.69</b>				
<b>NIFTY 500 TRI</b>	<b>-1.22</b>	<b>28.97</b>	<b>11.52</b>	<b>13.89</b>				
<b>S&amp;P BSE 200 TRI</b>	<b>-0.61</b>	<b>28.55</b>	<b>12.15</b>	<b>13.94</b>				
<b>Universe</b>	<b>35</b>	<b>35</b>	<b>32</b>	<b>23</b>				



## Sectoral Fund

Scheme Name		CAGR Returns %				Quartile			
		6M	1 Yr	3 Yr	5 Yr	6M	1 Yr	3 Yr	5 Yr
Banking Funds	Aditya Birla Sun Life Banking And Financial Services Fund - Regular Gr	0.26	4.28	27.47	7.86	4	4	1	4
	Baroda BNP Paribas Banking and Financial Services Fund - Gr	0.53	6.17	21.00	8.28	4	3	4	3
	HDFC Banking & Financial Services Fund - Gr	5.52	9.04	N.A.	N.A.	1	2	-	-
	ICICI Prudential Banking and Financial Services Fund - Gr	1.71	6.55	28.47	8.56	3	3	1	3
	IDBI Banking & Financial Services Fund - Gr	1.52	3.89	22.34	N.A.	3	4	4	-
	Invesco India Financial Services Fund - Gr	3.45	5.62	24.00	9.42	2	4	3	2
	ITI Banking and Financial Services Fund - Gr	1.43	6.92	N.A.	N.A.	4	3	-	-
	LIC MF Banking & Financial Services Fund - Gr	2.42	12.66	24.30	7.38	3	1	2	4
	Mirae Asset Banking and Financial Services Fund - Gr	4.12	6.76	N.A.	N.A.	2	3	-	-
	Nippon India Banking & Financial Services Fund - Gr	1.91	8.23	32.89	8.51	3	2	1	3
	SBI Banking & Financial Services Fund - Gr	-1.47	4.35	23.74	10.87	4	4	3	2
	Sundaram Financial Services Opportunities Fund - Gr	5.53	10.00	27.30	11.45	1	1	2	1
	Tata Banking & Financial Services Fund - Gr	4.99	10.75	23.57	10.57	1	1	4	2
	Taurus Banking & Financial Services Fund - Gr	4.41	9.66	24.02	11.17	2	2	3	1
	UTI Banking and Financial Services Fund - Gr	2.64	7.75	26.82	5.48	2	2	2	4
	<b>Average of Banking Funds</b>		<b>2.60</b>	<b>7.51</b>	<b>25.49</b>	<b>9.05</b>			
Technology Funds	Aditya Birla Sun Life Digital India Fund - Gr	5.71	-15.32	38.27	20.24	3	3	2	4
	Franklin India Technology Fund - Gr	8.83	-11.89	28.00	15.97	1	2	4	4
	ICICI Prudential Technology Gr	3.39	-18.80	41.05	21.14	4	4	1	1
	SBI Technology Opportunities Fund - Regular Plan - Gr	7.80	-10.82	35.15	20.28	2	1	4	3
	Tata Digital India Fund - Gr	4.15	-18.26	35.87	20.93	4	4	3	2
<b>Average of Technology Funds</b>		<b>5.98</b>	<b>-15.02</b>	<b>35.67</b>	<b>19.71</b>				
Pharma Funds	Aditya Birla Sun Life Pharma & Healthcare Fund - Gr	-5.16	-10.21	17.87	N.A.	4	4	4	-
	DSP Healthcare Fund - Gr	-0.58	-4.41	24.59	N.A.	1	1	1	-
	ICICI Prudential Pharma Healthcare And Diagnostics (PH.D) Fund - Gr	-2.66	-5.33	25.02	N.A.	2	2	1	-
	IDBI Healthcare Fund - Gr	-8.29	-12.01	16.24	N.A.	4	4	4	-
	ITI Pharma and Healthcare Fund - Gr	-4.58	-6.04	N.A.	N.A.	3	2	-	-
	Mirae Asset Healthcare Fund - Gr	-8.10	-10.10	23.85	N.A.	4	4	2	-
	Nippon India Pharma Fund - Gr	-4.10	-6.74	23.57	15.15	2	2	3	1
	SBI Healthcare Opportunities Fund - Regular Plan - Gr	-0.23	-1.95	24.09	13.08	1	1	2	3
	Tata India Pharma & Healthcare Fund - Gr	-4.68	-7.60	21.13	13.72	3	3	4	2
UTI Healthcare Fund - Gr	-4.46	-8.66	21.42	11.76	2	3	3	4	
<b>Average of Pharma Funds</b>		<b>-4.28</b>	<b>-7.31</b>	<b>21.98</b>	<b>13.43</b>				
FMCG/Consumption Funds	Baroda BNP Paribas India Consumption Fund - Gr	-5.75	2.82	22.18	N.A.	3	4	3	-
	Canara Robeco Consumer Trends Fund - Regular Gr	-5.06	5.32	25.82	13.85	2	3	2	1
	ICICI Prudential Bharat Consumption Fund - Gr	-2.99	8.58	22.84	N.A.	1	1	3	-
	ICICI Prudential FMCG Fund-Gr	3.75	19.20	23.13	12.55	1	1	2	2
	Mahindra Manulife Consumption Fund - Gr	-5.85	3.67	21.96	N.A.	3	3	4	-
	Mirae Asset Great Consumer Fund - Gr	-4.83	6.48	26.72	12.39	2	2	2	2
	Nippon India Consumption Fund - Gr	-6.66	7.96	31.82	13.40	3	2	1	1
	SBI Consumption Opportunities Fund - Regular Plan - Gr	-3.31	6.90	33.27	11.64	2	2	1	3
	Sundaram Consumption Fund - Gr	-7.56	5.95	22.92	7.57	4	3	3	4
	Tata India Consumer Fund - Gr	-6.85	2.45	21.56	9.10	4	4	4	3
UTI India Consumer Fund - Gr	-10.76	-1.96	18.77	7.78	4	4	4	4	
<b>Average of Consumption / FMCG Funds</b>		<b>-5.08</b>	<b>6.12</b>	<b>24.64</b>	<b>11.04</b>				

## Thematic - Infrastructure Fund

Scheme Name		CAGR Returns %				Quartile			
		1 Yr	3 Yr	5 Yr	10 Yr	1 Yr	3 Yr	5 Yr	10 Yr
Aditya Birla Sun Life Infrastructure Fund - Gr		11.35	37.31	8.39	14.09	2	2	4	3
Bandhan Infrastructure Fund - Regular Gr		9.96	39.80	7.18	12.72	3	1	4	4
Bank of India Manufacturing and Infrastructure Fund - Gr		5.70	35.37	10.44	15.15	3	3	3	2
Canara Robeco Infrastructure - Gr		12.20	36.16	11.30	14.69	2	3	2	2
DSP T.I.G.E.R. Fund - Gr		12.75	38.31	11.26	14.97	1	2	3	2
Franklin Build India Fund - Gr		12.55	36.68	12.29	18.65	2	2	2	1
HDFC Infrastructure Fund - Gr		16.35	36.22	4.30	9.26	1	2	4	4
HSBC Infrastructure Fund - Gr		9.80	35.21	8.59	16.31	3	3	4	2
ICICI Prudential Infrastructure Fund - Gr		22.11	45.65	14.45	15.19	1	1	1	2
Invesco India Infrastructure Fund - Gr		5.61	33.45	13.12	16.67	4	4	1	1
Kotak Infrastructure and Economic Reform Fund - Gr		18.15	40.56	12.37	16.99	1	1	2	1
LIC MF Infrastructure Fund - Gr		2.66	31.58	10.20	11.71	4	4	3	4
Quant Infrastructure Fund - Gr		2.78	55.64	19.71	17.95	4	1	1	1
SBI Infrastructure Fund - Regular Plan - Gr		11.00	35.72	12.68	14.33	2	3	1	3
Sundaram Infrastructure Advantage Fund - Gr		4.94	34.59	8.68	13.32	4	4	3	3
Tata Infrastructure Fund - Gr		10.35	36.12	12.20	14.40	2	3	2	3
Taurus Infrastructure Fund - Gr		-4.42	26.34	8.42	13.22	4	4	4	4
UTI Infrastructure Fund - Gr		9.72	30.48	8.95	12.04	3	4	3	4
<b>Average of Infrastructure Funds</b>		<b>9.64</b>	<b>36.96</b>	<b>10.81</b>	<b>14.54</b>				
Universe		18	18	18	18				

## Thematic - Other Fund

Scheme Name	CAGR Returns %				Quartile			
	1 Yr	3 Yr	5 Yr	10 Yr	1 Yr	3 Yr	5 Yr	10 Yr
Aditya Birla Sun Life Business Cycle Fund - Gr	0.40	N.A.	N.A.	N.A.	3	-	-	-
Aditya Birla Sun Life India GenNext Fund - Gr	2.45	25.60	12.12	16.53	3	3	1	1
Aditya Birla Sun Life Manufacturing Equity Fund - Reg Gr	-4.20	21.43	5.99	N.A.	4	4	4	-
Aditya Birla Sun Life MNC Fund Gr	-6.80	10.98	3.61	13.74	4	4	4	4
Aditya Birla Sun Life PSU Equity Fund - Gr	13.00	30.96	N.A.	N.A.	1	2	-	-
Baroda BNP Paribas Business Cycle Fund - Gr	-1.03	N.A.	N.A.	N.A.	3	-	-	-
Canara Robeco Consumer Trends Fund - Regular Gr	5.32	25.82	13.85	16.30	2	3	1	2
DSP natural Resources and New Energy Fund - Gr	-2.55	38.11	10.71	17.23	4	1	3	1
DSP Quant Fund - Gr	-5.45	21.63	N.A.	N.A.	4	4	-	-
Franklin India Opportunities Fund-Gr	8.96	32.05	10.99	14.85	1	2	2	2
HSBC Business Cycles Fund - Gr	5.18	30.44	7.97	N.A.	2	3	3	-
ICICI Prudential Business Cycle Fund - Gr	5.21	N.A.	N.A.	N.A.	2	-	-	-
ICICI Prudential Commodities Fund - Gr	4.76	57.65	N.A.	N.A.	2	1	-	-
ICICI Prudential Exports and Services Fund - Gr	4.14	31.27	10.88	17.27	2	2	2	1
ICICI Prudential India Opportunities Fund - Gr	10.29	39.71	N.A.	N.A.	1	1	-	-
ICICI Prudential Manufacturing Fund - Gr	7.29	36.28	N.A.	N.A.	1	1	-	-
ICICI Prudential MNC Fund - Gr	-0.11	31.74	N.A.	N.A.	3	2	-	-
Invesco India PSU Equity Fund - Gr	13.47	25.38	10.93	12.29	1	3	2	4
Kotak Pioneer Fund - Gr	-2.76	32.21	N.A.	N.A.	4	2	-	-
Nippon India Power & Infra Fund - Gr	15.98	39.06	9.63	13.76	1	1	3	3
Nippon India Quant Fund - Gr	3.09	26.82	11.20	11.92	2	3	2	4
SBI Equity Minimum Variance Fund - Gr	5.34	27.05	N.A.	N.A.	2	3	-	-
SBI Magnum COMMA Fund - Gr	-12.70	31.08	10.72	13.14	4	2	2	4
SBI Magnum Global Fund - Gr	1.99	23.21	10.48	15.93	3	4	3	2
SBI PSU Fund - Gr	14.09	25.64	6.38	7.04	1	3	4	4
Sundaram Consumption Fund - Gr	5.95	22.92	7.57	14.57	2	4	4	2
Sundaram Services Fund - Gr	-0.90	31.47	N.A.	N.A.	3	2	-	-
Tata Business Cycle Fund - Gr	5.22	N.A.	N.A.	N.A.	2	-	-	-
Tata Ethical Fund - Gr	-3.61	26.60	11.79	14.35	4	3	1	3
Tata Quant Fund - Gr	1.66	14.43	N.A.	N.A.	3	4	-	-
Tata Resources & Energy Fund - Gr	-6.17	33.89	13.79	N.A.	4	1	1	-
Taurus Ethical Fund - Gr	-5.98	21.61	10.52	13.87	4	4	3	3
UTI MNC Fund - Gr	2.32	17.49	6.93	14.52	3	4	4	3
UTI Transportation and Logistics Fund- Gr	11.64	35.39	3.73	17.20	1	1	4	1
<b>Average of Thematic Funds</b>	<b>2.81</b>	<b>28.93</b>	<b>9.49</b>	<b>14.38</b>				
<b>Universe</b>	<b>34</b>	<b>30</b>	<b>20</b>	<b>17</b>				

## Thematic - ESG Fund

Scheme Name	CAGR Returns				Quartile			
	6 M	1 Yr	3 Yr	5 Yr	6 M	1 Yr	3 Yr	5 Yr
Aditya Birla Sun Life ESG Fund - Gr	-3.55	-6.35	N.A.	N.A.	4	3	-	-
Axis ESG Equity Fund - Gr	0.91	-6.61	16.87	N.A.	1	3	4	-
ICICI Prudential ESG Fund - Gr	0.38	-0.76	N.A.	N.A.	2	1	-	-
Invesco India ESG Equity Fund - Gr	-3.04	-9.88	N.A.	N.A.	4	4	-	-
Kotak ESG Opportunities Fund - Gr	0.13	-6.67	N.A.	N.A.	2	4	-	-
Quantum India ESG Equity Fund - Gr	-1.35	-1.04	26.31	N.A.	3	2	2	-
SBI Magnum Equity ESG Fund - Gr	-1.15	-3.73	24.82	11.30	3	2	3	4
<b>Average of ESG Funds</b>	<b>-1.10</b>	<b>-5.01</b>	<b>22.67</b>	<b>11.30</b>				
<b>Universe</b>	<b>7</b>	<b>7</b>	<b>3</b>	<b>1</b>				

## Thematic - International Fund

Scheme Name	CAGR Returns %				Quartile			
	1 Yr	2 Yr	3 Yr	5 Yr	1 Yr	2 Yr	3 Yr	5 Yr
Aditya Birla Sun Life CEF - Global Agri Plan - Gr	-12.60	8.56	25.46	9.56	4	1	1	3
Aditya Birla Sun Life International Equity Fund A - Gr	-0.28	3.54	14.19	10.52	2	2	3	3
Franklin Asian Equity Fund - Gr	-4.13	-9.52	7.66	2.93	3	4	4	4
ICICI Prudential US Bluechip Equity Fund - Gr	6.08	8.33	19.57	16.62	1	2	2	1
Nippon India Japan Equity Fund - Gr	-2.76	-3.96	8.37	4.18	2	4	4	4
Nippon India Us Equity Opportunities Fund - Gr	-7.44	-1.31	14.78	12.74	4	3	3	2
<b>Average of Thematic International Funds</b>	<b>-3.52</b>	<b>0.94</b>	<b>15.01</b>	<b>9.43</b>				
<b>Universe</b>	<b>6</b>	<b>6</b>	<b>6</b>	<b>6</b>				

## FoF - International Fund

Scheme Name	CAGR Returns %				Quartile			
	1 Yr	2 Yr	3 Yr	5 Yr	1 Yr	2 Yr	3 Yr	5 Yr
Aditya Birla Sun Life Global Emerging Opportunities Fund - Gr	-10.31	2.08	14.63	8.27	4	3	2	2
Aditya Birla Sun Life Global Excellence Equity Fund of Fund - Gr	-4.03	5.09	11.21	5.56	3	2	3	3
DSP Global Allocation Fund - Gr	0.39	0.54	10.36	7.84	2	3	4	2
DSP US Flexible Equity Fund - Gr	-0.67	5.83	21.63	14.17	2	2	1	1
DSP World Agriculture Fund - Gr	-10.79	-7.60	9.56	5.21	4	4	4	3
DSP World Energy Fund - Gr	9.29	7.73	23.04	7.29	1	1	1	3
DSP World Gold Fund - Gr	-5.85	2.41	12.57	10.48	3	3	3	1
DSP World Mining Fund - Regular Gr	-8.15	11.50	34.50	15.97	3	1	1	1
Edelweiss ASEAN Equity Off-shore - Gr	3.41	5.52	16.71	4.04	2	2	2	4
Edelweiss Emerging Markets Opportunities Equity Offshore Fund - Gr	-5.56	-11.41	6.27	2.23	3	4	4	4
Edelweiss Europe Dynamic Equity Offshore Fund - Gr	10.07	6.64	20.90	8.04	1	2	1	2
Edelweiss Greater China Equity Off-shore Fund - Reg Gr	-2.29	-13.55	7.73	7.17	2	4	4	3
Edelweiss US Value Equity Off-shore Fund- Reg Gr	0.02	7.18	20.19	11.64	2	1	2	1
Franklin India Feeder - Franklin European Growth Fund - Gr	4.89	2.95	11.25	-0.65	1	2	3	4
Franklin India Feeder - Franklin U.S. Opportunities Fund - Gr	-12.71	-3.70	12.57	12.20	4	3	3	1
HSBC Asia Pacific Div Yield Fund - Gr	-4.71	-3.26	11.13	5.97	3	3	3	3
HSBC Brazil Fund - Gr	-18.74	-4.71	4.82	-5.35	4	4	4	4
HSBC Global Emerging Markets Fund - Gr	-11.16	-9.18	8.69	2.61	4	4	4	4
ICICI Prudential Global Stable Equity Fund - Gr (FOF)	3.77	7.76	15.94	10.37	1	1	2	2
Invesco India - Invesco Global Equity Income Fund of Fund - Gr	10.31	9.51	21.48	9.58	1	1	1	2
Invesco India - Invesco Pan European Equity Fund of Fund - Reg Gr	14.91	9.71	21.41	6.27	1	1	1	3
Kotak Global Emerging Market Fund - Gr	-5.08	-7.06	11.79	3.19	3	4	3	4
PGIM India Emerging Markets Equity Fund - Gr	-18.95	-19.63	-1.79	-3.46	4	4	4	4
PGIM India Global Equity Opportunities Fund - Gr	-8.99	-4.27	14.56	14.21	4	3	2	1
Sundaram Global Brand Fund - Gr	2.13	4.05	16.14	8.08	2	2	2	2
<b>Average of FoF International Funds</b>	<b>-2.75</b>	<b>0.17</b>	<b>14.29</b>	<b>6.84</b>				
<b>Universe</b>	<b>25</b>	<b>25</b>	<b>25</b>	<b>25</b>				

## Nifty Based Index Funds

Scheme Name	CAGR Returns %				Quartile			
	6 M	1 Yr	2 Yr	3 Yr	6 M	1 Yr	2 Yr	3 Yr
Aditya Birla Sun Life Nifty 50 Index - Gr	1.45	-0.13	9.21	26.63	2	3	3	2
Axis Nifty 100 Index Fund - Gr	-1.69	-2.52	7.79	24.87	3	3	4	4
Bandhan Nifty 50 Index Fund - Regular Gr	1.43	0.09	9.33	26.90	2	2	2	2
DSP Nifty 50 Equal Weight Index Fund - Gr	-0.71	1.24	11.30	32.20	3	1	1	1
DSP Nifty 50 Index Fund - Gr	1.58	0.15	9.47	26.86	1	2	2	2
DSP Nifty Next 50 Index Fund - Gr	-10.82	-7.86	5.49	21.22	4	4	4	4
Franklin India NSE Nifty 50 Index Fund - Gr	1.46	-0.05	9.11	26.41	2	3	3	3
HDFC Index Fund - NIFTY 50 Plan	-0.05	-1.48	8.58	26.46	3	3	4	3
HDFC NIFTY50 Equal Weight Index Fund - Gr	-0.84	0.96	N.A.	N.A.	3	1	-	-
HSBC Nifty 50 Index Fund - Gr	1.44	-0.03	9.30	N.A.	2	2	2	-
HSBC Nifty Next 50 Index Fund - Gr	-10.97	-8.34	5.00	N.A.	4	4	4	-
ICICI Prudential Nifty 50 Index Fund - Gr	1.56	0.13	9.44	27.00	1	2	2	1
ICICI Prudential Nifty Next 50 Index Fund - Gr	-10.91	-8.08	5.19	21.21	4	4	4	4
IDBI Nifty 50 Index Fund - Gr	1.37	-0.35	8.60	26.22	3	3	3	3
IDBI Nifty Next 50 Index Fund - Gr	-10.98	-7.95	5.31	20.84	4	4	4	4
Kotak Nifty 50 Index Fund - Gr	1.50	0.00	N.A.	N.A.	2	2	-	-
Kotak Nifty Next 50 Index Fund - Gr	-10.93	-7.65	5.41	N.A.	4	4	4	-
LIC MF Nifty 50 Index Fund - Gr	1.38	-0.33	8.83	26.24	2	3	3	3
Motilal Oswal Nifty 50 Index Fund - Gr	1.46	-0.01	9.22	26.76	2	2	3	2

## Nifty Based Index Funds

Scheme Name	CAGR Returns %				Quartile			
	6 M	1 Yr	2 Yr	3 Yr	6 M	1 Yr	2 Yr	3 Yr
Motilal Oswal Nifty 500 Index Fund	-2.11	-2.28	8.65	27.11	3	3	3	1
Motilal Oswal Nifty Bank Index Fund	4.71	11.53	9.86	27.23	1	1	1	1
Motilal Oswal Nifty Midcap 150 Index Fund	-2.84	1.71	12.00	35.23	3	1	1	1
Motilal Oswal Nifty Next 50 Index Fund - Gr	-10.95	-8.15	4.91	20.49	4	4	4	4
Motilal Oswal Nifty Smallcap 250 Index Fund	-4.81	-7.37	11.66	38.48	4	4	1	1
Nippon India Index Fund - Nifty 50 Plan - Gr	1.46	-0.25	8.85	26.17	2	3	3	3
Nippon India Nifty 50 Value 20 Index Fund - Gr	7.71	2.04	12.41	N.A.	1	1	1	-
Nippon India Nifty Midcap 150 Index Fund - Gr	-2.84	1.77	12.02	N.A.	3	1	1	-
Nippon India Nifty Smallcap 250 Index Fund - Gr	-4.78	-7.26	11.72	N.A.	4	4	1	-
SBI Nifty Index Fund - Gr	1.51	0.02	9.32	26.93	2	2	2	2
Sundaram NIFTY 100 Equal Weight Fund - Gr	-5.78	-4.44	7.18	26.61	4	3	4	2
Tata Nifty 50 Index Fund - Regular Plan	1.52	0.12	9.35	26.45	2	2	2	3
Taurus Nifty Index Fund - Gr	1.19	0.43	8.84	26.94	3	2	3	2
UTI Nifty 50 Index Fund - Gr	1.63	0.25	9.61	27.40	1	2	2	1
UTI Nifty Next 50 Index Fund - Gr	-10.98	-8.11	5.20	21.34	4	4	4	4
UTI Nifty200 Momentum 30 Index Fund - Gr	-4.60	-9.65	10.57	N.A.	4	4	1	-
<b>Average of Nifty Index Funds</b>	<b>-2.09</b>	<b>-2.05</b>	<b>8.75</b>	<b>26.55</b>				
<b>NIFTY 50 TRI</b>	<b>1.79</b>	<b>0.59</b>	<b>9.99</b>	<b>27.80</b>				
<b>Universe</b>	<b>35</b>	<b>35</b>	<b>33</b>	<b>26</b>				

## Sensex Based Index Funds

Scheme Name	CAGR Returns %				Quartile			
	6 M	1 Yr	2 Yr	3 Yr	6 M	1 Yr	2 Yr	3 Yr
HDFC Index S&P BSE Sensex Fund	1.06	-0.20	8.94	26.08	2	1	4	3
ICICI Prudential S&P BSE Sensex Index Fund - Gr	2.82	1.60	9.89	26.68	2	1	4	2
LIC MF S&P BSE Sensex Index Fund Gr	2.66	1.00	9.26	25.90	4	3	4	4
Nippon India Index Fund - S&P BSE Sensex Plan - Gr	2.63	1.24	9.64	26.39	4	2	4	3
Tata S&P BSE Sensex Index Fund - Regular Plan	2.75	1.39	9.44	25.61	4	2	4	4
<b>Average of Sensex Index Funds</b>	<b>2.38</b>	<b>1.01</b>	<b>9.43</b>	<b>26.13</b>				
<b>S&amp;P BSE SENSEX TRI</b>	<b>3.09</b>	<b>2.03</b>	<b>10.42</b>	<b>27.46</b>				
<b>Universe</b>	<b>5</b>	<b>5</b>	<b>5</b>	<b>5</b>				

## Aggressive Hybrid Fund

Scheme Name	CAGR Returns %				Quartile			
	1 Yr	3 Yr	5 Yr	10 Yr	1 Yr	3 Yr	5 Yr	10 Yr
Aditya Birla Sun Life Equity Hybrid 95 Fund - Gr	-6.35	21.21	6.73	11.89	4	2	4	4
Axis Equity Hybrid Fund - Gr	-6.51	16.98	N.A.	N.A.	4	4	-	-
Bandhan Hybrid Equity Fund - Regular Plan - Gr	-0.79	23.00	8.30	N.A.	3	2	3	-
Bank of India Mid & Small Cap Equity & Debt Fund - Gr	-3.62	29.99	9.69	N.A.	4	1	3	-
Baroda BNP Paribas Aggressive Hybrid Fund - Gr	0.93	19.34	11.70	N.A.	2	3	1	-
Canara Robeco Equity Hybrid Fund - Gr	0.24	19.38	11.06	13.70	3	3	2	1
DSP Equity & Bond Fund - Gr	-0.67	19.40	9.75	13.02	3	3	3	2
Edelweiss Aggressive Hybrid Fund - Regular Plan - Gr	4.79	23.55	11.47	12.81	1	2	1	3
Franklin India Equity Hybrid Fund - Gr	3.94	22.45	9.81	13.01	2	2	2	2
HDFC Hybrid Equity Fund - Gr	6.61	25.92	10.26	12.58	1	1	2	3
HSBC Aggressive Hybrid Fund - Gr	-2.07	19.08	7.15	12.78	4	3	4	3
ICICI Prudential Equity & Debt Fund - Regular Gr	5.65	31.10	13.84	15.94	1	1	1	1
IDBI Hybrid Equity Fund - Gr	-3.07	17.08	5.69	N.A.	4	4	4	-
Indiabulls Equity Hybrid Fund - Gr	2.53	19.23	N.A.	N.A.	2	3	-	-
Invesco India Equity And Bond Fund - Gr	-0.10	16.98	N.A.	N.A.	3	4	-	-
JM Equity Hybrid Fund - Gr	5.83	29.35	10.13	12.06	1	1	2	3
Kotak Equity Hybrid Fund - Gr	2.74	26.42	11.46	N.A.	2	1	1	-
LIC MF Equity Hybrid Fund - Gr	-1.14	14.25	7.25	8.60	4	4	4	4
Mahindra Manulife Hybrid Equity Nivesh Yojana - Gr	0.31	23.46	N.A.	N.A.	3	2	-	-
Mirae Asset Hybrid - Equity Fund - Gr	0.27	20.93	10.74	N.A.	3	3	2	-
Motilal Oswal Equity Hybrid Fund - Gr	3.06	16.57	N.A.	N.A.	2	4	-	-
navi Equity Hybrid Fund - Gr	0.81	18.68	N.A.	N.A.	2	4	-	-
Nippon India Equity Hybrid Fund - Gr	4.45	25.14	5.38	11.28	1	2	4	4
PGIM India Hybrid Equity Fund - Gr	2.17	19.33	7.41	10.31	2	3	4	4
Quant Absolute Fund - Gr	2.09	37.69	18.16	17.95	2	1	1	1
SBI Equity Hybrid Fund - Gr	-2.63	18.63	10.04	13.77	4	4	2	1
Shriram Hybrid Equity Fund - Regular Gr	-0.90	16.24	7.49	N.A.	3	4	4	-
Sundaram Aggressive Hybrid Fund - Gr	0.01	21.08	8.52	13.09	3	3	3	2
Tata Hybrid Equity Fund - Regular Plan - Gr	5.04	22.35	9.33	12.85	1	2	3	2
Union Hybrid Equity Fund - Gr	-1.37	N.A.	N.A.	N.A.	4	-	-	-
UTI Hybrid Equity Fund - Gr	4.24	26.35	9.30	11.80	1	1	3	4
<b>Average of Aggressive Hybrid Funds</b>	<b>0.85</b>	<b>22.04</b>	<b>9.61</b>	<b>12.79</b>				
<b>Universe</b>	<b>31</b>	<b>30</b>	<b>24</b>	<b>17</b>				

## Dynamic Asset Allocation / Balanced Advantage

Scheme Name	CAGR Returns %				Quartile			
	1 Yr	2 Yr	3 Yr	5 Yr	1 Yr	2 Yr	3 Yr	5 Yr
Aditya Birla Sun Life Balanced Advantage Fund - Gr	3.28	6.80	17.86	8.48	2	2	1	2
Axis Balanced Advantage Fund - Gr	0.21	5.32	11.23	6.41	4	3	4	3
Bandhan Balanced Advantage Fund - Regular Plan - Gr	-1.47	3.98	14.10	6.96	4	4	3	3
Bank of India Balanced Advantage Fund - Gr	0.56	8.04	12.07	4.45	3	1	3	4
Baroda BNP Paribas Balanced Advantage Fund - Gr	2.42	7.41	18.90	N.A.	2	1	1	-
DSP Dynamic Asset Allocation Fund - Gr	0.20	3.04	11.53	6.68	4	4	4	3
Edelweiss Balanced Advantage Fund - Gr	1.74	7.19	17.70	10.47	3	2	2	1
HDFC Balanced Advantage Fund - Gr	13.27	17.09	29.10	12.61	1	1	1	1
HSBC Balanced Advantage Fund - Gr	2.29	4.45	12.01	6.68	2	4	3	3
ICICI Prudential Balanced Advantage Fund - Regular Gr	5.99	8.96	19.77	9.67	1	1	1	1
Invesco India Dynamic Equity Fund - Gr	2.57	6.43	14.69	6.09	2	2	3	4
ITI Balanced Advantage Fund - Gr	-1.77	5.27	11.59	N.A.	4	3	4	-
Kotak Balanced Advantage Fund - Gr	3.92	6.59	17.36	N.A.	1	2	2	-
LIC MF Balanced Advantage Fund - Gr	3.28	N.A.	N.A.	N.A.	2	-	-	-
Mahindra Manulife Balanced Advantage Yojana - Gr	0.19	N.A.	N.A.	N.A.	4	-	-	-
Motilal Oswal Dynamic Fund - Gr	-2.67	-0.16	8.82	3.93	4	4	4	4
Nippon India Balanced Advantage Fund - Gr	3.84	6.98	16.77	8.86	1	2	2	2
NJ Balanced Advantage Fund - Gr	0.61	N.A.	N.A.	N.A.	3	-	-	-
PGIM India Balanced Advantage Fund - Gr	0.61	6.31	N.A.	N.A.	3	3	-	-
SBI Balanced Advantage Fund - Gr	5.03	N.A.	N.A.	N.A.	1	-	-	-
Shriram Balanced Advantage Fund - Gr	1.72	4.45	11.77	N.A.	3	4	3	-
Sundaram Balanced Advantage Fund - Gr	2.25	5.76	10.87	5.74	3	3	4	4
Tata Balanced Advantage Fund - Gr	3.89	7.79	17.46	N.A.	1	1	2	-
Union Balanced Advantage Fund - Gr	2.55	4.77	17.03	9.19	2	3	2	2
<b>Average of DAA Funds</b>	<b>2.27</b>	<b>6.32</b>	<b>15.30</b>	<b>7.59</b>				
<b>Universe</b>	<b>24</b>	<b>20</b>	<b>19</b>	<b>14</b>				

## Equity Savings Fund

Scheme Name	CAGR Returns %				Quartile			
	6 M	1 Yr	2 Yr	3 Yr	6 M	1 Yr	2 Yr	3 Yr
Aditya Birla Sun Life Equity Savings Fund - Gr	0.47	-0.35	3.20	11.36	4	4	4	3
Axis Equity Saver Fund - Gr	0.54	0.42	4.90	11.81	4	4	4	3
Bandhan Equity Savings Fund - Regular Gr	1.65	2.80	5.14	11.64	2	2	3	3
Baroda Equity Savings Fund - Gr	1.40	2.61	4.32	8.44	3	2	4	4
DSP Equity Savings Fund - Gr	1.94	3.33	5.92	14.38	2	2	3	2
Edelweiss Equity Savings Fund - Regular - Gr	2.16	3.95	6.03	11.09	2	2	3	4
Franklin India Equity Savings Fund - Gr	1.30	3.32	6.45	13.13	3	2	2	2
HDFC Equity Savings Fund - Gr	2.60	4.33	8.59	15.18	1	1	1	1
HSBC Equity Savings Fund - Gr	1.53	1.79	7.21	15.38	3	3	1	1
ICICI Prudential Equity Savings Fund - Gr	3.47	5.64	6.83	12.65	1	1	2	3
IDBI Equity Savings Fund - Gr	0.33	0.87	4.07	11.02	4	4	4	4
Invesco India Equity Savings Fund - Gr	0.71	-0.46	3.26	8.34	3	4	4	4
Kotak Equity Savings Fund - Gr	3.35	5.34	8.07	13.61	1	1	1	2
Mahindra Manulife Equity Savings Dhan Sanchay Yojana - Gr	0.22	0.34	6.06	15.44	4	4	2	1
Mirae Asset Equity Savings Fund - Gr	1.31	2.58	6.70	15.49	3	3	2	1
Nippon India Equity Savings Fund - Gr	5.33	5.86	6.92	12.53	1	1	2	3
PGIM India Equity Savings Fund - Gr	2.39	3.44	6.69	11.62	2	2	2	3
SBI Equity Savings Fund - Gr	0.36	1.18	5.66	14.03	4	4	3	2
Sundaram Equity Savings Fund - Gr	0.54	1.98	8.03	15.33	4	3	1	1
Tata Equity Savings Fund - Regular Plan - Gr	2.04	2.23	5.42	11.06	2	3	3	4
Union Equity Savings Fund - Gr	1.67	1.59	4.11	10.40	2	3	4	4
UTI Equity Savings Fund - Gr	3.65	5.44	8.02	14.21	1	1	1	2
<b>Average of Equity Savings Funds</b>	<b>1.77</b>	<b>2.65</b>	<b>5.98</b>	<b>12.64</b>				
<b>Universe</b>	<b>22</b>	<b>22</b>	<b>22</b>	<b>22</b>				

## Child Fund

Scheme Name	CAGR Returns				Quartile			
	1 Yr	3 Yr	5 Yr	10 Yr	1 Yr	3 Yr	5 Yr	10 Yr
Aditya Birla Sun Life Bal Bhavishya Yojna - Wealth Plan - Gr	-2.79	15.60	N.A.	N.A.	4	4	-	-
Axis Childrens Gift Fund - Gr(Compulsory Lock-in)	-7.87	17.37	8.52	N.A.	4	3	2	-
HDFC Childrens Gift Fund	9.21	26.82	12.14	15.29	1	1	1	1
ICICI Prudential Child Care Plan-Gift Plan	-0.10	19.95	7.97	12.83	3	2	3	2
LIC MF Childrens Gift Fund - Gr	-2.70	16.23	6.77	8.52	3	3	4	4
SBI Magnum Children Benefit Fund-Savings Plan	2.84	14.41	7.53	11.71	1	4	3	3
Tata Young Citizen Fund (after 7 years)	0.50	27.44	9.61	10.97	2	1	1	3
UTI CCF - Investment Plan - Gr	-5.09	24.93	9.13	12.95	4	2	2	2
UTI CCF - Savings Plan - Gr	1.24	14.20	6.23	9.79	2	4	4	4
<b>Average of Child Funds</b>	<b>-0.53</b>	<b>19.66</b>	<b>8.49</b>	<b>11.72</b>				
<b>Universe</b>	<b>9</b>	<b>9</b>	<b>8</b>	<b>7</b>				

## ETF Funds

Scheme Name	CAGR Returns				Quartile			
	6 M	1 Yr	3 Yr	5 Yr	6 M	1 Yr	3 Yr	5 Yr
Axis NIFTY 50 ETF - Gr	1.76	0.52	N.A.	N.A.	3	3	-	-
Axis NIFTY Bank ETF - Gr	5.07	12.29	N.A.	N.A.	1	1	-	-
Bandhan Nifty 50 ETF	1.78	0.46	27.20	12.50	2	3	3	2
Bandhan S&P BSE Sensex ETF	2.97	1.66	26.63	13.29	2	2	3	1
DSP Nifty 50 ETF	1.76	0.49	N.A.	N.A.	3	3	-	-
Edelweiss ETF - Nifty Bank - Gr	5.03	12.37	28.91	11.03	1	1	1	3
HDFC NIFTY 100 ETF - Gr	-1.39	N.A.	N.A.	N.A.	3	-	-	-
HDFC NIFTY 50 ETF - Gr	1.77	0.53	N.A.	N.A.	2	3	-	-
HDFC NIFTY Bank ETF - Gr	5.03	12.27	N.A.	N.A.	1	1	-	-
HDFC NIFTY NEXT 50 ETF - Gr	-10.75	N.A.	N.A.	N.A.	4	-	-	-
HDFC NIFTY100 Quality 30 ETF - Gr	-0.42	N.A.	N.A.	N.A.	3	-	-	-
HDFC NIFTY50 Value 20 ETF - Gr	8.09	N.A.	N.A.	N.A.	1	-	-	-
HDFC S&P BSE Sensex ETF - Gr	3.06	1.99	N.A.	N.A.	2	2	-	-
ICICI Prudential Nifty 100 ETF - Gr	-1.46	-2.08	25.99	11.22	4	4	4	3
ICICI Prudential Nifty 100 Low Volatility 30 ETF - IDCW	1.22	3.34	23.97	11.80	3	2	4	3
ICICI Prudential Nifty 200 Momentum 30 ETF - Gr	-4.44	N.A.	N.A.	N.A.	4	-	-	-
ICICI Prudential Nifty 50 ETF - Gr	1.78	0.55	27.68	12.63	2	3	2	2
ICICI Prudential Nifty Alpha Low- Volatility 30 ETF - Gr	-0.91	0.29	N.A.	N.A.	3	3	-	-
ICICI Prudential Nifty Auto ETF	-3.60	16.86	N.A.	N.A.	4	1	-	-
ICICI Prudential Nifty Bank ETF - Gr	5.04	N.A.	N.A.	N.A.	1	-	-	-
ICICI Prudential Nifty Midcap 150 ETF - Gr	-2.54	2.49	36.47	N.A.	4	2	1	-
ICICI Prudential Nifty Next 50 ETF	-10.65	-7.50	22.29	N.A.	4	4	4	-
ICICI Prudential Nifty Private Bank ETF - Gr	3.36	12.46	26.73	N.A.	2	1	3	-
ICICI Prudential Nifty50 Value 20 ETF - Gr	8.13	2.79	30.26	16.89	1	2	1	1
ICICI Prudential S&P BSE 500 ETF	-1.74	-1.22	N.A.	N.A.	4	4	-	-
ICICI Prudential S&P BSE Midcap Select ETF	-11.02	-9.49	26.35	5.86	4	4	3	4
ICICI Prudential S&P BSE Sensex ETF - Gr	3.07	1.98	27.30	13.53	2	2	3	1
Indiabulls Nifty 50 ETF - Gr	1.57	0.26	27.58	N.A.	3	4	3	-
Invesco India Nifty 50 ETF - Gr	1.74	0.47	27.59	12.57	3	3	2	2
Kotak Nifty 50 ETF	1.74	0.44	27.59	12.53	3	3	2	2
Kotak Nifty 50 Value 20 ETF - IDCW	8.16	2.82	30.33	16.97	1	2	1	1
Kotak Nifty Bank ETF	4.96	12.23	28.59	10.73	1	1	2	3
Kotak Nifty Midcap 50 ETF - Gr	1.60	3.79	N.A.	N.A.	3	1	-	-
Kotak Nifty MNC ETF - Gr	-2.80	N.A.	N.A.	N.A.	4	-	-	-
Kotak Nifty PSU Bank ETF	23.80	38.62	41.21	5.03	1	1	1	4
Kotak S&P BSE Sensex ETF	2.96	N.A.	N.A.	N.A.	2	-	-	-
LIC MF Nifty 100 ETF - Gr	-1.32	-1.79	26.32	11.35	3	4	4	3
LIC MF Nifty 50 ETF - Gr	1.79	0.54	27.68	12.63	2	3	2	2
LIC MF S&P BSE Sensex ETF - Gr	3.08	1.99	27.29	13.57	2	2	3	1
Mirae Asset Nifty 100 ESG Sector Leaders ETF - Gr	-0.91	-4.27	N.A.	N.A.	3	4	-	-
Mirae Asset Nifty 50 ETF - Gr	1.77	0.53	27.65	N.A.	2	3	2	-
Mirae Asset Nifty Next 50 ETF - Gr	-10.81	-7.65	21.67	N.A.	4	4	4	-
Motilal Oswal Nifty 50 ETF - Gr	1.76	0.59	27.58	12.48	3	2	3	2
Motilal Oswal Nifty Midcap 100 ETF	-2.02	1.53	37.12	10.48	4	2	1	4
Nippon India CPSE ETF FFO - Gr (Retail Individual Investors)	13.79	18.11	34.90	7.15	1	1	1	4
Nippon India ETF Hang Seng BeES	19.52	3.01	-0.49	N.A.	1	2	4	-
Nippon India ETF Nifty 100	-1.46	-2.10	25.76	10.74	4	4	4	3
Nippon India ETF Nifty 50 BeES	1.77	0.53	27.70	N.A.	2	3	2	-
Nippon India ETF Nifty 50 Shariah BeES	-0.72	-11.40	21.23	10.30	3	4	4	4
Nippon India ETF Nifty 50 Value 20	8.04	2.62	29.98	N.A.	1	2	1	-
Nippon India ETF Nifty Bank BeES	5.03	12.30	28.72	N.A.	1	1	2	-
Nippon India ETF Nifty Dividend Opportunities 50	9.09	6.78	28.57	11.70	1	1	2	3
Nippon India ETF Nifty India Consumption	-8.86	5.73	21.52	9.57	4	1	4	4
Nippon India ETF Nifty Infrastructure BeES	2.14	1.17	29.29	9.27	2	2	1	4
Nippon India ETF Nifty IT - Gr	7.08	-19.53	N.A.	N.A.	1	4	-	-
Nippon India ETF Nifty Midcap 150 - Gr	-2.49	2.53	36.93	N.A.	4	2	1	-
Nippon India ETF Nifty Next 50 Junior BeES	-10.68	-7.58	22.03	6.54	4	4	4	4
Nippon India ETF Nifty PSU Bank BeES	23.80	38.62	41.33	N.A.	1	1	1	-
Nippon India ETF S&P BSE Sensex	3.06	1.97	27.27	13.54	2	2	3	1
Nippon India ETF S&P BSE Sensex Next 50 - Gr	-6.42	-2.34	28.02	N.A.	4	4	2	-
Quantum Nifty 50 ETF	1.75	0.53	27.65	12.56	3	3	2	2
SBI Nifty 200 Quality 30 ETF - Gr	-1.95	-1.24	21.71	N.A.	4	4	4	-
SBI Nifty 50 ETF - Gr	1.76	0.51	26.57	12.03	3	3	3	2
SBI Nifty Bank ETF	5.03	12.31	28.73	10.81	1	1	1	3
SBI Nifty IT ETF	7.05	-19.51	N.A.	N.A.	1	4	-	-
SBI Nifty Next 50 ETF - Gr	-10.64	-7.51	22.06	6.55	4	4	4	4
SBI Nifty Private Bank ETF	3.42	12.22	N.A.	N.A.	2	1	-	-
SBI S&P BSE 100 ETF	0.53	0.55	27.99	12.08	3	3	2	2
SBI S&P BSE Sensex ETF - Gr	3.06	1.96	26.26	12.99	2	2	4	1
SBI S&P BSE Sensex Next 50 ETF	-6.22	-2.11	28.40	N.A.	4	4	2	-
Tata Nifty 50 ETF	1.81	0.59	27.75	N.A.	2	2	2	-
Tata Nifty Private Bank ETF	3.16	12.18	26.92	N.A.	2	1	3	-
UTI Nifty 50 ETF - Gr	1.76	0.52	26.60	12.03	3	3	3	2
UTI S&P BSE Sensex ETF - Gr	3.06	1.96	26.26	13.00	2	2	4	1
<b>Average of ETF Universe</b>	<b>1.67</b>	<b>2.67</b>	<b>27.45</b>	<b>11.37</b>				
<b>Universe</b>	<b>74</b>	<b>66</b>	<b>52</b>	<b>35</b>				

## Arbitrage Fund

Scheme Name	Annualized Returns				Quartile			
	6 M	1 Yr	2 Yr	3 Yr	6 M	1 Yr	2 Yr	3 Yr
Aditya Birla Sun Life Arbitrage Fund - Gr	6.16	4.91	4.34	4.04	2	2	2	2
Axis Arbitrage Fund - Regular Gr	5.93	4.80	4.42	4.00	3	3	1	2
Bandhan Arbitrage Fund - Regular Plan - Gr	6.31	4.96	4.27	3.93	1	2	2	3
Bank of India Arbitrage Fund - Gr	5.05	3.90	3.12	2.87	4	4	4	4
Baroda BNP Paribas Arbitrage Fund - Regular Plan Gr	6.02	4.62	4.09	3.87	3	4	3	3
DSP Arbitrage Fund - Gr	6.35	5.02	4.25	3.90	1	2	3	3
Edelweiss Arbitrage Fund - Gr	6.29	5.11	4.51	4.14	2	1	1	1
HDFC Arbitrage Fund - Wholesale Gr	6.42	5.08	4.36	3.94	1	1	2	3
HSBC Arbitrage Fund - Gr	6.11	4.76	4.16	4.06	2	3	3	2
ICICI Prudential Equity - Arbitrage Fund - Regular Gr	6.23	5.06	4.46	4.11	2	1	1	1
Indiabulls Arbitrage Fund - Gr	4.81	3.62	2.97	2.64	4	4	4	4
Invesco India Arbitrage Fund - Gr	6.88	5.86	4.82	4.32	1	1	1	1
ITI Arbitrage Fund - Gr	3.69	3.13	2.77	2.66	4	4	4	4
JM Arbitrage Fund - Gr	5.96	4.75	3.98	3.22	3	3	4	4
Kotak Equity Arbitrage Fund - Gr	6.45	5.31	4.64	4.29	1	1	1	1
LIC MF Arbitrage Fund - Gr	5.74	4.73	4.10	3.60	4	3	3	4
Mahindra Manulife Arbitrage Yojana - Gr	4.94	3.94	3.39	N.A.	4	4	4	-
Mirae Asset Arbitrage Fund - Gr	6.04	4.85	4.26	N.A.	3	3	3	-
Nippon India Arbitrage Fund - Gr	6.06	4.90	4.39	4.11	2	2	2	1
NJ Arbitrage Fund - Gr	5.65	N.A.	N.A.	N.A.	4	-	-	-
PGIM India Arbitrage Fund - Gr	5.77	4.63	4.06	3.77	4	4	4	3
SBI Arbitrage Opportunities Fund - Gr	6.65	5.44	4.78	4.04	1	1	1	2
Sundaram Arbitrage Fund - Gr	5.92	4.84	3.51	2.82	3	3	4	4
Tata Arbitrage Fund - Gr	6.28	4.95	4.31	4.15	2	2	2	1
Union Arbitrage Fund - Gr	5.97	4.45	4.14	3.84	3	4	3	3
UTI Arbitrage Fund - Gr	6.20	4.92	4.38	4.10	2	2	2	2
<b>Average of Arbitrage Fund</b>	<b>5.92</b>	<b>4.74</b>	<b>4.10</b>	<b>3.76</b>				
<b>Universe</b>	<b>26</b>	<b>25</b>	<b>25</b>	<b>23</b>				

## Conservative Hybrid Fund

Scheme Name	Annualized Returns				Quartile			
	6 M	1 Yr	2 Yr	3 Yr	6 M	1 Yr	2 Yr	3 Yr
Aditya Birla Sun Life Regular Savings Fund - Gr	3.73	2.53	6.83	13.63	4	3	2	1
Axis Regular Saver Fund - Gr	1.34	0.36	4.58	9.34	4	4	4	3
Bandhan Regular Savings Fund - Regular Gr	1.42	-0.01	2.71	6.82	4	4	4	4
Bank of India Conservative Hybrid Fund - Regular - Gr	4.07	2.26	14.45	14.59	3	3	1	1
Baroda BNP Paribas Conservative Hybrid Fund - Gr	4.16	2.15	4.20	7.29	3	4	4	4
Canara Robeco Conservative Hybrid Fund - Gr	3.75	2.48	5.36	9.88	4	3	3	3
DSP Regular Savings Fund - Gr	6.18	2.55	4.89	9.56	1	3	3	3
Franklin India Debt Hybrid Fund - Gr	5.08	4.18	5.02	8.81	2	2	3	4
HDFC Hybrid Debt Fund - Gr	8.41	5.84	8.36	12.62	1	1	1	2
HSBC Conservative Hybrid Fund - Gr	5.37	1.19	4.64	8.64	2	4	3	4
ICICI Prudential Regular Savings Fund Gr	4.13	4.36	6.85	10.24	3	1	2	2
Kotak Debt Hybrid Fund - Gr	4.44	3.92	7.62	12.89	2	2	2	1
LIC MF Debt Hybrid Fund - Gr	4.48	1.91	4.25	6.90	2	4	4	4
Navi Regular Saving Fund - Gr	3.18	2.58	3.45	6.82	4	2	4	4
Nippon India Hybrid Bond Fund - Gr	9.27	6.09	7.56	8.96	1	1	2	3
SBI Conservative Hybrid Fund - Gr	4.63	5.48	8.15	13.09	2	1	1	1
Sundaram Debt Oriented Hybrid Fund - Gr	5.63	3.28	7.77	10.22	1	2	1	2
UTI Regular Savings Fund - Gr	4.21	3.08	7.52	12.42	3	2	2	2
<b>Average of Conservative Hybrid Fund</b>	<b>4.64</b>	<b>3.01</b>	<b>6.35</b>	<b>10.15</b>				
<b>Universe</b>	<b>18</b>	<b>18</b>	<b>18</b>	<b>18</b>				

## Overnight Fund

Scheme Name	Annualized Returns				Quartile			
	15 D	1 M	3 M	6 M	15 D	1 M	3 M	6 M
Aditya Birla Sun Life Overnight Fund - Gr	6.59	6.58	6.24	6.17	2	1	2	2
Axis Overnight Fund - Gr	6.64	6.63	6.30	6.24	1	1	1	1
Bandhan Overnight Fund - Gr	6.49	6.52	6.22	6.16	3	3	3	3
Bank of India Overnight Fund - Gr	6.73	6.65	6.38	6.32	1	1	1	1
Baroda BNP Paribas Overnight Fund - Gr	6.62	6.61	6.26	6.20	1	1	2	1
Canara Robeco Overnight Fund - Gr	6.52	6.54	6.27	6.22	3	1	1	1
DSP Overnight Fund - Gr	6.62	6.59	6.26	6.19	1	1	2	2
Edelweiss Overnight Fund - Gr	6.45	6.50	6.22	6.15	4	3	3	3
Franklin India Overnight Fund - Gr	6.46	6.47	6.19	6.15	4	4	4	3
HDFC Overnight Fund - Gr	6.51	6.51	6.19	6.13	3	3	4	4
HSBC Overnight Fund - Gr	6.67	6.61	6.26	6.16	1	1	2	3
ICICI Prudential Overnight Fund - Gr	6.60	6.58	6.25	6.17	2	1	2	2
Indiabulls Overnight Fund - Gr	6.08	6.19	5.96	5.95	4	4	4	4
Invesco India Overnight Fund - Gr	6.51	6.52	6.23	6.17	3	3	3	2
ITI Overnight Fund - Gr	6.35	6.35	6.08	6.02	4	4	4	4
JM Overnight Fund - Gr	6.53	6.53	6.23	6.18	2	3	3	2
Kotak Overnight Fund - Gr	6.57	6.57	6.23	6.15	2	1	3	3
LIC MF Overnight Fund - Gr	6.48	6.49	6.19	6.13	3	4	4	4
Mahindra Manulife Overnight Fund - Gr	6.53	6.54	6.26	6.17	2	1	2	2
Mirae Asset Overnight Fund - Gr	6.60	6.60	6.27	6.21	2	1	1	1
Nippon India Overnight Fund - Gr	6.65	6.62	6.27	6.19	1	1	1	2
NJ Overnight Fund - Gr	6.41	6.44	6.24	6.10	4	4	2	4
PGIM India Overnight Fund - Gr	6.41	6.37	6.12	6.12	4	4	4	4
Quant Overnight Fund - Gr	6.70	6.62	6.28	N.A.	1	1	1	-
Samco Overnight Fund - Gr	6.32	6.33	6.02	N.A.	4	4	4	-
SBI Overnight Fund - Gr	6.56	6.56	6.23	6.15	2	1	3	3
Shriram Overnight Fund - Gr	6.52	6.54	6.22	6.15	3	1	3	3
Sundaram Overnight Fund - Gr	6.90	6.71	6.27	6.17	1	1	1	2
Tata Overnight Fund - Gr	6.50	6.51	6.22	6.14	3	3	3	4
TRUST MF Overnight Fund - Gr	6.71	6.65	6.37	6.21	1	1	1	1
Union Overnight Fund - Gr	6.46	6.49	6.22	6.16	4	4	3	3
UTI Overnight Fund - Gr	6.56	6.57	6.27	6.21	2	1	1	1
<b>Average of Overnight Fund</b>	<b>6.54</b>	<b>6.53</b>	<b>6.23</b>	<b>6.16</b>				
<b>Universe</b>	<b>32</b>	<b>32</b>	<b>32</b>	<b>30</b>				

## Liquid Fund

Scheme Name	Annualized Returns				Quartile			
	1 M	3 M	6 M	1 Yr	1 M	3 M	6 M	1 Yr
Aditya Birla Sun Life Liquid Fund - Gr	8.28	6.94	6.78	5.69	1	1	1	1
Axis Liquid Fund - Gr	8.00	6.84	6.76	5.71	1	1	1	1
Bandhan Liquid Fund - Regular Plan - Gr	7.93	6.73	6.64	5.63	1	2	3	2
Bank of India Liquid Fund - Retail Plan - Gr	7.69	6.68	6.71	5.71	3	3	1	1
Baroda BNP Paribas Liquid Fund Gr	7.91	6.82	6.76	5.74	1	1	1	1
Canara Robeco Liquid Fund - Regular Plan - Gr	7.86	6.79	6.74	5.71	1	1	1	1
DSP Liquidity Fund - Regular Plan - Gr	7.70	6.68	6.62	5.62	3	3	3	2
Edelweiss Liquid Fund - Retail Plan - Gr	7.59	6.58	6.55	5.48	3	4	4	4
HDFC Liquid Fund - Gr	7.84	6.73	6.64	5.59	1	2	3	3
HSBC Liquid Fund - Gr	7.90	6.80	6.71	5.67	1	1	1	2
ICICI Prudential Liquid Fund - Gr	7.96	6.78	6.65	5.59	1	2	2	3
IDBI Liquid Fund - Gr	7.73	6.71	6.66	5.68	3	3	2	1
IIFL Liquid Fund - Gr	7.40	6.70	6.58	5.55	4	3	4	4
Indiabulls Liquid Fund - Gr	6.70	6.26	6.35	5.37	4	4	4	4
Invesco India Liquid Fund - Gr	7.71	6.68	6.65	5.63	3	3	2	2
ITI Liquid Fund - Gr	6.75	6.33	6.28	5.40	4	4	4	4
JM Liquid Fund - Gr	7.52	6.66	6.60	5.62	4	3	3	2
Kotak Liquid Regular Plan - Gr	7.93	6.72	6.63	5.57	1	2	3	3
LIC MF Liquid Fund Gr	7.77	6.72	6.63	5.57	1	2	3	3
Mahindra Manulife Liquid Fund - Gr	7.79	6.77	6.71	5.70	1	2	1	1
Mirae Asset Cash Management Fund - Reg Gr	7.80	6.75	6.68	5.66	1	2	2	2
Motilal Oswal Liquid Fund - Gr	7.22	6.21	6.14	5.17	4	4	4	4
Navi Liquid Fund - Gr	6.01	5.99	N.A.	N.A.	4	4	-	-
Nippon India Liquid Fund - Gr	7.99	6.74	6.66	5.59	1	2	2	3
Parag Parikh Liquid Fund - Gr	6.78	6.21	6.16	5.23	4	4	4	4
PGIM India Liquid Fund - Gr	7.73	6.79	6.66	5.63	3	1	2	2



## Liquid Fund

Scheme Name	Annualized Returns				Quartile			
	1 M	3 M	6 M	1 Yr	1 M	3 M	6 M	1 Yr
Quant Liquid Plan - Gr	7.43	6.49	6.34	5.41	4	4	4	4
Quantum Liquid Fund - Regular plan - Gr	7.41	6.46	6.38	5.36	4	4	4	4
SBI Liquid Fund - Gr	7.87	6.72	6.66	5.60	1	2	2	3
Sundaram Liquid Fund - Gr	7.91	6.79	6.70	5.66	1	1	2	2
Tata Liquid Fund Regular Plan - Gr	7.73	6.67	6.62	5.56	3	3	3	3
Trust MF Liquid Fund - Gr	7.64	6.76	6.59	5.58	3	2	3	3
Union Liquid Fund - Gr	7.81	6.79	6.73	5.67	1	1	1	2
UTI Liquid Cash Plan Institutional - Gr	8.07	6.85	6.73	5.68	1	1	1	1
WhiteOak Capital Liquid Fund - Gr	7.68	6.64	6.49	5.35	3	4	4	4
<b>Average of Liquid Fund</b>	<b>7.63</b>	<b>6.65</b>	<b>6.59</b>	<b>5.57</b>				
<b>Universe</b>	<b>35</b>	<b>35</b>	<b>34</b>	<b>34</b>				

## Ultra Short Duration Fund

Scheme Name	Annualized Returns				Quartile			
	1 M	3 M	6 M	1 Yr	1 M	3 M	6 M	1 Yr
Aditya Birla Sun Life Savings Fund - Gr	8.44	7.09	6.81	5.41	1	1	1	1
Axis Ultra Short Term Fund - Gr	8.33	6.57	6.24	4.89	1	3	3	3
Bandhan Ultra Short Term Fund - Gr	8.99	7.07	6.69	5.21	1	1	1	2
Bank of India Ultra Short Duration Fund - Retail Plan - Gr	7.84	6.38	6.30	5.03	4	3	3	3
Baroda BNP Paribas Ultra Short Duration Fund - Gr	9.22	7.28	7.04	5.68	1	1	1	1
Canara Robeco Ultra Short Term Fund - Reg Gr	7.93	6.24	6.03	4.71	4	4	4	4
DSP Ultra Short Fund - Gr	8.15	6.40	6.21	4.82	3	3	3	4
HDFC Ultra Short Term Fund - Gr	8.76	6.85	6.62	5.25	1	1	1	2
HSBC Ultra Short Duration Fund - Gr	8.53	6.83	6.69	5.29	1	2	1	1
ICICI Prudential Ultra Short Term Fund - Gr	8.58	6.89	6.60	5.32	1	1	2	1
IDBI Ultra Short Term Fund - Gr	8.07	6.52	6.46	5.27	3	3	2	1
Invesco India Ultra Short Term Fund - Gr	8.05	6.47	6.21	4.83	3	3	3	3
ITI Ultra Short Duration Fund - Gr	7.48	5.93	5.79	4.53	4	4	4	4
Kotak Savings Fund - Gr	8.69	6.85	6.53	5.20	1	1	2	2
LIC MF Ultra Short Term Fund - Gr	6.94	5.93	5.91	4.90	4	4	4	3
Mahindra Manulife Ultra Short Term Fund - Gr	8.47	6.77	6.57	5.17	1	2	2	2
Mirae Asset Ultra Short Duration Fund - Gr	8.72	6.94	6.71	5.43	1	1	1	1
Motilal Oswal Ultra Short Term Fund - Gr	7.11	5.32	5.27	4.22	4	4	4	4
Nippon India Ultra Short Duration Fund - Gr	8.20	6.61	6.36	5.19	3	2	2	2
PGIM India Ultra Short Term Fund - Gr	8.01	6.45	6.25	5.01	4	3	3	3
SBI Magnum Ultra Short Duration Fund - Gr	8.43	6.79	6.60	5.14	1	2	2	2
Sundaram Ultra Short Duration Fund - Gr	8.36	6.28	5.84	4.54	1	4	4	4
Tata Ultra Short Term Fund - Gr	8.22	6.38	6.14	4.81	3	3	4	4
UTI Ultra Short Term Fund - Gr	8.33	6.62	6.35	4.98	1	2	3	3
WhiteOak Capital Ultra Short Term Fund - Gr	7.80	6.32	6.09	4.76	4	4	4	4
<b>Average of Ultra Short Duration Fund</b>	<b>8.23</b>	<b>6.55</b>	<b>6.33</b>	<b>5.02</b>				
<b>Universe</b>	<b>25</b>	<b>25</b>	<b>25</b>	<b>25</b>				

## Low Duration Fund

Scheme Name	Annualized Returns				Quartile			
	1 M	3 M	6 M	1 Yr	1 M	3 M	6 M	1 Yr
Aditya Birla Sun Life Low Duration Fund - Gr	8.63	6.48	6.25	4.85	3	3	3	2
Axis Treasury Advantage Fund - Gr	9.28	6.94	6.58	5.06	1	1	1	1
Bandhan Low Duration Fund - Regular Plan - Gr	9.88	6.94	6.72	4.83	1	1	1	2
Baroda BNP Paribas Low Duration Fund - Regular - Gr	8.87	6.77	6.22	4.44	1	2	3	4
Canara Robeco Savings Fund - Regular Plan - Gr	8.58	6.53	6.44	4.80	3	3	2	2
DSP Low Duration Fund - Regular Plan - Growth	9.06	6.68	6.49	4.87	1	2	2	1

## Low Duration Fund

Scheme Name	Annualized Returns				Quartile			
	1 M	3 M	6 M	1 Yr	1 M	3 M	6 M	1 Yr
HDFC Low Duration Fund - Gr	8.52	6.60	6.20	4.84	3	3	4	2
HSBC Low Duration Fund - Gr	9.06	6.64	6.44	4.68	1	3	2	4
ICICI Prudential Savings Fund - Gr	9.30	7.39	6.62	5.57	1	1	1	1
Invesco India Treasury Advantage Fund - Gr	8.31	6.48	6.35	4.70	4	3	2	4
JM Low Duration Fund - Gr	8.04	6.34	6.06	4.71	4	4	4	3
Kotak Low Duration Fund Standard Gr	8.83	6.69	6.29	4.68	3	2	3	4
LIC MF Savings Fund - Gr	10.00	6.78	6.22	4.65	1	1	3	4
Mahindra Manulife Low Duration Fund - Gr	8.26	6.40	6.20	4.50	4	4	4	4
Mirae Asset Savings Fund - Regular Savings Plan - Gr	8.32	6.36	6.09	4.72	4	4	4	3
Nippon India Low Duration Fund - Gr	8.35	6.41	6.31	4.72	4	4	3	3
PGIM India Low Duration Fund - Gr	8.41	6.28	6.10	4.72	3	4	4	3
SBI Magnum Low Duration Fund - Gr	9.00	6.65	6.50	4.77	1	2	1	3
Sundaram Low Duration Fund - Gr	8.32	6.56	6.36	4.91	4	3	2	1
Tata Treasury Advantage Fund - Regular Plan - Gr	9.02	6.74	6.32	4.82	1	2	3	2
UTI Treasury Advantage Fund - Instit. Plan Gr	8.96	6.97	6.68	5.19	1	1	1	1
<b>Average of Low Duration Fund</b>	<b>8.81</b>	<b>6.65</b>	<b>6.35</b>	<b>4.81</b>				
<b>Universe</b>	<b>21</b>	<b>21</b>	<b>21</b>	<b>21</b>				

## Money Market Fund

Scheme Name	Annualized Returns				Quartile			
	1 M	3 M	6 M	1 Yr	1 M	3 M	6 M	1 Yr
Aditya Birla Sun Life Money Manager Fund - Gr	9.69	7.50	7.17	5.65	1	1	1	1
Axis Money Market Fund - Gr	9.46	7.33	7.00	5.55	1	2	2	2
Bandhan Money Manager Fund - Regular Plan - Gr	8.80	6.73	6.30	4.82	4	4	4	4
Baroda BNP Paribas Money Market Fund - Gr	9.16	6.93	6.52	4.97	3	3	4	3
DSP Savings Fund - Gr	9.06	7.05	6.87	4.82	3	3	2	4
Edelweiss Money Market Fund - Gr	8.34	6.36	5.88	4.27	4	4	4	4
Franklin India Savings Fund - Gr	9.34	7.21	6.82	5.27	1	2	3	3
HDFC Money Market Fund - Gr	9.43	7.29	6.98	5.52	1	2	2	2
HSBC Money Market Fund - Gr	8.93	6.81	6.44	4.83	3	3	4	3
ICICI Prudential Money Market Fund - Gr	9.76	7.35	7.04	5.55	1	1	1	2
Invesco India Money Market Fund - Gr	9.01	6.94	6.70	4.70	3	3	3	4
Kotak Money Market Fund - Gr	9.31	7.31	6.98	5.63	1	2	2	1
LIC MF Money Market Fund - Gr	7.27	5.79	N.A.	N.A.	4	4	-	-
Mirae Asset Money Market Fund - Gr	8.04	6.18	6.09	5.09	4	4	4	3
Nippon India Money Market Fund - Gr	9.40	7.40	7.11	5.75	1	1	1	1
PGIM India Money Market Fund - Gr	9.39	7.22	6.84	5.33	1	2	3	2
SBI Savings Fund - Gr	8.99	6.95	6.59	5.10	3	3	3	3
Sundaram Money Market Fund - Gr	8.71	6.78	6.54	5.45	4	4	3	2
Tata Money Market Fund Regular Plan - Gr	9.50	7.35	7.07	5.56	1	1	1	1
TRUSTMF Money Market Fund - Gr	9.38	7.20	6.96	N.A.	1	2	2	-
Union Money Market Fund - Gr	7.75	6.16	6.00	4.82	4	4	4	4
UTI Money Market Fund - Instit. Gr	9.48	7.48	7.14	5.71	1	1	1	1
<b>Average of Money Market Fund</b>	<b>9.01</b>	<b>6.97</b>	<b>6.72</b>	<b>5.22</b>				
<b>Universe</b>	<b>22</b>	<b>22</b>	<b>21</b>	<b>20</b>				

## Short Duration Fund

Scheme Name	Annualized Returns				Quartile			
	3 M	6 M	1 Yr	2 Yr	3 M	6 M	1 Yr	2 Yr
Aditya Birla Sun Life Short Term Fund - Gr	6.46	6.33	4.75	4.73	2	2	1	1
Axis Short Term Fund - Gr	6.61	6.43	4.32	4.33	2	2	2	2
Bandhan Bond Fund - Short Term Plan - Regular Plan - Gr	6.90	6.93	3.66	3.85	1	1	3	3
Bank of India Short Term Income Fund - Regular Plan - Gr	6.15	20.96	11.23	14.99	3	1	1	1
Baroda BNP Paribas Short Duration Fund - Gr	6.87	6.49	3.72	3.91	1	2	3	2
Canara Robeco Short Duration Fund - Gr	5.91	6.02	3.57	3.47	4	4	4	4
DSP Short Term Fund - Gr	6.11	6.10	3.66	3.69	3	3	3	4
HDFC Short Term Debt Fund - Gr	6.61	6.67	4.40	4.49	2	1	1	2
HSBC Short Duration Fund - Gr	6.40	6.28	3.45	3.69	2	3	4	4
ICICI Prudential Short Term Fund - Gr	6.85	6.77	5.74	4.96	1	1	1	1
IDBI Short Term Bond Fund - Gr	6.12	6.32	3.75	8.23	3	2	3	1

## Short Duration Fund

Scheme Name	Annualized Returns				Quartile			
	3 M	6 M	1 Yr	2 Yr	3 M	6 M	1 Yr	2 Yr
Indiabulls Short Term Fund - Gr	6.69	6.43	3.32	3.08	1	2	4	4
Invesco India Short Term Fund - Gr	5.92	5.86	3.16	3.41	4	4	4	4
JM Short Duration Fund - Gr	5.82	5.61	N.A.	N.A.	4	4	-	-
Kotak Bond Short Term Plan - Gr	5.53	5.90	3.59	3.91	4	4	3	2
LIC MF Short Term Debt Fund - Gr	6.20	5.85	2.95	3.01	3	4	4	4
Mahindra Manulife Short Term Fund - Gr	6.23	6.21	3.56	3.77	2	3	4	3
Mirae Asset Short Term Fund - Gr	6.23	6.01	3.83	3.81	2	4	2	3
Nippon India Short Term Fund Gr	6.01	6.27	3.67	4.29	4	3	3	2
PGIM India Short Maturity Fund - Gr	5.53	5.76	3.97	3.89	4	4	2	3
SBI Short Term Debt Fund - Gr	6.40	6.62	4.16	4.13	2	2	2	2
Sundaram Short Duration Fund - Gr	6.76	6.66	4.33	4.36	1	1	1	2
TATA Short Term Bond Fund Regular Plan - Gr	7.44	6.68	3.95	3.77	1	1	2	3
Trust MF Short Term Fund - Gr	6.05	6.24	3.79	N.A.	4	3	2	-
UTI Short Term Income Fund - Instit. Gr	6.23	6.29	4.46	6.78	2	3	1	1
<b>Average of Short Duration Fund</b>	<b>6.32</b>	<b>6.87</b>	<b>4.21</b>	<b>4.72</b>				
<b>Universe</b>	<b>25</b>	<b>25</b>	<b>24</b>	<b>23</b>				

## Medium Duration Fund

Scheme Name	Annualized Returns				Quartile			
	6 M	1 Yr	2 Yr	3 Yr	6 M	1 Yr	2 Yr	3 Yr
Aditya Birla Sun Life Medium Term Plan - Gr	7.19	21.14	15.14	13.36	1	1	1	1
Axis Strategic Bond Fund - Gr	6.82	4.53	5.08	6.05	2	1	2	2
Bandhan Bond Fund - Medium Term Plan - Regular Plan - Gr	6.96	2.12	3.15	4.43	2	4	4	4
Baroda BNP Paribas Medium Term Fund - Gr	7.11	3.97	3.78	4.18	2	2	4	4
DSP Bond Fund - Gr	6.81	3.65	3.90	5.03	3	2	3	3
HDFC Medium Term Debt Fund - Gr	6.50	3.56	4.55	5.55	3	3	2	2
HSBC Medium Duration Fund - Gr	6.89	3.49	4.09	5.14	2	3	3	3
ICICI Prudential Medium Term Bond Fund - Gr	6.69	5.03	5.20	6.24	3	1	2	1
Invesco India Medium Duration Fund - Gr	6.40	2.62	N.A.	N.A.	4	4	-	-
Kotak Medium Term Fund - Gr	5.11	3.03	4.52	5.15	4	3	3	3
Nippon India Strategic Debt Fund - Gr	7.57	3.60	10.49	7.40	1	2	1	1
SBI Magnum Medium Duration Fund - Reg Gr	7.31	4.33	4.61	6.04	1	2	2	2
Sundaram Medium Term Bond Fund Regular - App	5.78	1.80	2.21	3.04	4	4	4	4
Union Medium Duration Fund - Gr	6.77	2.34	3.43	N.A.	3	4	4	-
UTI Medium Term Fund - Regular Plan - Gr	6.21	3.37	5.24	4.34	4	3	1	4
<b>Average of Medium Duration Fund</b>	<b>6.67</b>	<b>4.57</b>	<b>5.39</b>	<b>5.84</b>				
<b>Universe</b>	<b>15</b>	<b>15</b>	<b>14</b>	<b>13</b>				

## Medium to Long Duration Fund

Scheme Name	Annualized Returns				Quartile			
	6 M	1 Yr	2 Yr	3 Yr	6 M	1 Yr	2 Yr	3 Yr
Aditya Birla Sun Life Income Fund - Gr	6.94	3.06	4.27	5.60	2	3	1	1
Bandhan Bond Fund - Income Plan - Regular Plan - Gr	6.74	1.72	2.73	3.84	3	4	4	4
Canara Robeco Income Fund - Gr	6.26	3.01	2.83	3.99	3	3	3	3
HDFC Income Fund Gr	6.01	2.50	2.64	3.61	4	3	4	4
HSBC Medium to Long Duration Fund - Gr	6.26	2.06	2.68	3.24	3	4	4	4
ICICI Prudential Bond Fund - Gr	6.62	4.75	4.03	5.29	3	1	2	2
JM Medium to Long Duration Fund - Gr	6.76	2.25	2.78	3.66	2	4	3	4
Kotak Bond Regular Plan - Gr	6.09	3.08	3.68	4.71	4	2	2	2
LIC MF Bond Gr	6.95	4.24	3.30	3.99	1	2	3	3
Nippon India Income Fund - Retail Gr	6.88	4.91	3.82	4.35	2	1	2	3
SBI Magnum Income Fund Gr	7.36	4.45	4.24	5.51	1	2	1	2
UTI Bond Fund - Gr	7.06	11.96	10.89	9.54	1	1	1	1
<b>Avg of Medium to Long Duration Fund</b>	<b>6.66</b>	<b>4.00</b>	<b>3.99</b>	<b>4.78</b>				
<b>Universe</b>	<b>12</b>	<b>12</b>	<b>12</b>	<b>12</b>				

## Dynamic Bond Fund

Scheme Name	Annualized Returns				Quartile			
	6 M	1 Yr	2 Yr	3 Yr	6 M	1 Yr	2 Yr	3 Yr
Aditya Birla Sun Life Dynamic Bond Fund - Gr	6.62	7.09	5.91	6.68	2	1	1	1
Axis Dynamic Bond Fund - Gr	7.20	3.30	3.99	5.20	1	3	2	2
Bandhan Dynamic Bond Fund - Regular Gr	7.35	2.03	3.26	4.45	1	4	4	3
Baroda BNP Paribas Dynamic Bond Fund - Gr	7.04	4.43	3.84	4.00	1	2	3	4
Canara Robeco Dynamic Bond Fund - Reg Gr	6.86	3.86	2.97	3.90	2	2	4	4
DSP Strategic Bond Fund - Instit. Plan - Gr	5.41	2.72	3.38	4.47	4	4	3	3
HDFC Dynamic Debt Fund - Gr	5.86	3.53	5.66	5.90	3	3	1	1
HSBC Dynamic Bond Fund - Gr	5.66	4.21	3.51	4.18	4	2	3	3
ICICI Prudential All Seasons Bond Fund - Gr	6.81	5.81	5.09	6.37	2	1	1	1
IIFL Dynamic Bond Fund - Gr	5.45	3.13	5.09	5.39	4	3	1	1
Indiabulls Dynamic Bond Fund - Gr	6.93	3.83	4.02	4.60	2	2	2	3
ITI Dynamic Bond Fund - Gr	5.65	4.64	N.A.	N.A.	4	2	-	-
JM Dynamic Bond Fund - Gr	6.24	4.62	4.20	4.88	3	2	2	2
Kotak Dynamic Bond Fund Regular Plan - Gr	5.46	2.93	3.80	5.14	4	4	3	2
Mahindra Manulife Dynamic Bond Yojana - Gr	6.02	2.53	2.17	2.76	3	4	4	4
Mirae Asset Dynamic Bond Fund - Gr	6.57	1.88	2.75	3.39	3	4	4	4
Nippon India Dynamic Bond Fund - Gr	6.65	3.47	3.80	4.96	2	3	3	2
PGIM India Dynamic Bond Fund - Gr	4.69	3.60	3.37	4.07	4	3	4	4
Quantum Dynamic Bond Fund - Regular Gr	7.87	5.29	4.63	4.98	1	1	2	2
SBI Dynamic Bond Fund - Gr	7.37	5.50	4.17	4.79	1	1	2	3
Union Dynamic Bond Fund - Gr	6.91	2.66	2.67	3.72	2	4	4	4
UTI Dynamic Bond Fund - Gr	5.76	12.08	11.57	9.97	3	1	1	1
<b>Average of Dynamic Bond Fund</b>	<b>6.38</b>	<b>4.23</b>	<b>4.28</b>	<b>4.94</b>				
<b>Universe</b>	<b>22</b>	<b>22</b>	<b>21</b>	<b>21</b>				

## Corporate Bond Fund

Scheme Name	Annualized Returns				Quartile			
	6 M	1 Yr	2 Yr	3 Yr	6 M	1 Yr	2 Yr	3 Yr
Aditya Birla Sun Life Corporate Bond Fund - Gr	7.04	4.66	4.82	6.45	1	1	1	1
Axis Corporate Debt Fund - Gr	6.34	4.27	4.34	5.94	3	1	2	1
Bandhan Corporate Bond Fund - Gr	6.23	3.19	3.96	5.62	3	4	3	2
Baroda BNP Paribas Corporate Bond Fund - Gr	6.21	2.60	2.92	4.36	4	4	4	4
Canara Robeco Corporate Bond Fund - Gr	5.85	3.49	3.60	4.83	4	3	4	4
DSP Corporate Bond Fund - Gr	6.65	2.35	3.04	4.63	1	4	4	4
Franklin India Corporate Debt Fund - Gr	6.28	3.89	3.99	5.23	3	2	3	3
HDFC Corporate Bond Fund - Gr	6.43	4.01	4.42	5.86	2	2	1	2
HSBC Corporate Bond Fund - Gr	6.90	3.15	4.09	5.23	1	4	3	3
ICICI Prudential Corporate Bond Fund - Gr	6.57	5.56	4.91	6.24	2	1	1	1
Invesco India Corporate Bond Fund - Gr	6.39	3.48	3.83	5.26	3	3	3	3
Kotak Corporate Bond Fund Standard Gr	6.18	4.20	4.40	5.52	4	2	2	2
Mirae Asset Corporate Bond Fund - Gr	6.40	3.50	3.73	N.A.	2	3	4	-
Nippon India Corporate Bond - Gr	6.97	4.80	5.03	5.88	1	1	1	1
PGIM India Premier Bond Fund - Gr	5.71	3.75	4.19	5.36	4	3	2	3
SBI Corporate Bond Fund - Gr	6.35	3.85	3.98	5.21	3	2	3	4
Sundaram Corporate Bond Fund - Regular Gr	6.45	4.32	4.29	5.74	2	1	2	2
Tata Corporate Bond Fund - Gr	6.67	3.25	N.A.	N.A.	1	3	-	-
Union Corporate Bond Fund - Gr	6.11	3.00	3.60	4.96	4	4	4	4
UTI Corporate Bond Fund - Gr	6.44	4.12	4.21	5.48	2	2	2	3
<b>Average of Corporate Bond Fund</b>	<b>6.41</b>	<b>3.77</b>	<b>4.07</b>	<b>5.43</b>				
<b>Universe</b>	<b>20</b>	<b>20</b>	<b>19</b>	<b>18</b>				

## Credit Risk Fund

Scheme Name	Annualized Returns				Quartile			
	6 M	1 Yr	2 Yr	3 Yr	6 M	1 Yr	2 Yr	3 Yr
Aditya Birla Sun Life Credit Risk Fund - Reg Gr	6.72	7.48	6.65	7.48	2	1	2	2
Axis Credit Risk Fund - Gr	6.81	4.61	5.15	5.90	2	2	3	3
Bandhan Credit Risk Fund - Gr	6.16	3.82	4.13	4.58	4	4	4	4
Bank of India Credit Risk Fund - Gr	5.11	3.84	60.97	12.07	4	4	1	1
Baroda BNP Paribas Credit Risk Fund - Gr	6.50	4.90	9.45	9.43	3	2	2	1
DSP Credit Risk Fund - Gr	7.11	3.97	6.53	5.54	1	3	2	3
HDFC Credit Risk Debt Fund - Gr	6.28	4.05	5.48	6.76	3	3	3	3
HSBC Credit Risk Fund - Gr	6.20	4.03	4.90	4.31	4	3	4	4
ICICI Prudential Credit Risk Fund - Gr	6.82	5.19	5.95	6.79	2	1	3	2
IDBI Credit Risk Fund - Gr	6.43	3.69	10.00	9.78	3	4	1	1
Invesco India Credit Risk Fund - Gr	13.51	6.92	5.11	5.53	1	1	4	4
Kotak Credit Risk Fund - Gr	4.73	0.75	3.29	4.24	4	4	4	4

## Credit Risk Fund

Scheme Name	Annualized Returns				Quartile			
	6 M	1 Yr	2 Yr	3 Yr	6 M	1 Yr	2 Yr	3 Yr
Nippon India Credit Risk Fund - Gr	7.13	4.72	8.66	8.32	1	2	2	
SBI Credit Risk Fund - Regular Plan - Gr	6.31	4.69	5.12	6.08	3	2	3	
UTI Credit Risk Fund - Gr	6.68	4.38	12.78	7.13	2	3	1	2
<b>Average of Credit Risk Fund</b>	<b>6.83</b>	<b>4.47</b>	<b>10.28</b>	<b>6.93</b>				
<b>Universe</b>	<b>15</b>	<b>15</b>	<b>15</b>	<b>15</b>				

## Banking and PSU Fund

Scheme Name	Annualized Returns				Quartile			
	3 M	6 M	1 Yr	2 Yr	3 M	6 M	1 Yr	2 Yr
Aditya Birla Sun Life Banking & PSU Debt Fund - Gr	6.61	6.46	4.32	4.50	1	2	2	1
Axis Banking & PSU Debt Fund - Gr	6.14	6.20	4.34	4.14	4	3	1	3
Bandhan Banking & PSU Debt Fund - Regular Plan - Gr	6.80	6.41	4.36	4.21	1	2	1	2
Baroda BNP Paribas Banking & PSU Bond Fund - Gr	6.28	5.75	2.38	3.43	3	4	4	4
Canara Robeco Banking and PSU Debt Fund - Gr	5.97	6.11	N.A.	N.A.	4	4	-	-
DSP Banking & PSU Debt Fund - Gr	6.35	6.29	4.00	3.92	3	3	2	3
Edelweiss Banking And PSU Debt Fund - Gr	5.95	7.14	3.50	4.43	4	1	4	2
Franklin India Banking & PSU Debt Fund - Gr	6.55	6.57	4.02	4.16	1	1	2	3
HDFC Banking and PSU Debt Fund - Gr	6.29	6.09	4.07	4.29	3	4	2	2
HSBC Banking and PSU Debt Fund - Gr	6.01	6.35	2.05	3.07	4	3	4	4
ICICI Prudential Banking & PSU Debt Fund - Gr	7.01	6.41	5.40	5.01	1	2	1	1
Invesco India Banking & PSU Debt Fund - Gr	6.47	6.47	2.05	3.06	2	1	4	4
ITI Banking & PSU Debt Fund - Gr	6.21	6.33	4.99	4.60	3	3	1	1
Kotak Banking & PSU Debt Fund - Gr	6.15	6.32	4.33	4.63	4	3	2	1
LIC MF Banking & PSU Debt Fund - Gr	6.25	6.12	3.86	3.59	3	4	3	4
Mirae Asset Banking and PSU Debt Fund - Gr	6.38	6.17	3.52	3.70	2	4	4	4
Nippon India Banking And PSU Debt Fund - Gr	6.35	6.38	3.83	4.21	3	2	3	2
PGIM India Banking and PSU Debt Fund - Gr	6.47	6.26	4.00	4.28	2	3	2	2
SBI Banking and PSU Fund - Gr	6.36	6.37	3.52	3.75	2	2	4	3
Sundaram Banking & PSU Debt Fund - Regular - Gr	6.37	6.45	3.58	3.39	2	2	3	4
Tata Banking & Psu Debt Fund - Gr	6.92	6.55	3.74	4.29	1	1	3	2
TRUST MF Banking & PSU Debt Fund - Gr	5.48	5.87	2.55	3.71	4	4	4	3
UTI Banking & PSU Debt Fund - Gr	6.37	6.78	11.04	7.24	2	1	1	1
<b>Average of Banking and PSU Fund</b>	<b>6.34</b>	<b>6.34</b>	<b>4.07</b>	<b>4.16</b>				
<b>Universe</b>	<b>23</b>	<b>23</b>	<b>22</b>	<b>22</b>				

## Floater Fund

Scheme Name	Annualized Returns				Quartile			
	3 M	6 M	1 Yr	2 Yr	3 M	6 M	1 Yr	2 Yr
Aditya Birla Sun Life Floating Rate Fund - Gr	7.27	6.88	5.41	4.98	1	1	1	1
Axis Floater Fund - Gr	6.93	7.14	5.13	N.A.	1	1	2	-
Bandhan Floating Rate Fund - Gr	6.62	6.37	4.39	4.10	3	3	3	4
DSP Floater Fund - Gr	6.62	6.60	4.30	4.22	3	2	4	4
Franklin India Floating Rate Fund - Gr	6.75	6.45	5.07	4.28	2	2	2	3
HDFC Floating Rate Debt Fund - Gr	7.02	6.50	5.44	4.94	1	2	1	1
ICICI Prudential Floating Interest Fund - Gr	6.91	5.90	5.55	4.78	2	4	1	2
Kotak Floating Rate Fund - Gr	6.36	6.13	4.15	4.90	4	4	4	2
Nippon India Floating Rate Fund - Gr	6.18	6.38	4.35	4.44	4	3	4	3
SBI Floating Rate Debt Fund Reg Plan - Gr	6.37	6.61	4.90	4.52	4	1	3	2
Tata Floating Rate Fund - Gr	6.82	5.92	5.24	N.A.	2	4	2	-
UTI Floater Fund - Gr	6.59	6.21	4.73	4.04	3	3	3	4
<b>Average of Floater Fund</b>	<b>6.70</b>	<b>6.42</b>	<b>4.89</b>	<b>4.52</b>				
<b>Universe</b>	<b>12</b>	<b>12</b>	<b>12</b>	<b>10</b>				

## Gilt Fund

Scheme Name	Annualized Returns				Quartile			
	6 M	1 Yr	2 Yr	3 Yr	6 M	1 Yr	2 Yr	3 Yr
Aditya Birla Sun Life Government Securities Fund - Gr	7.28	2.90	3.99	5.17	1	4	2	2
Axis Gilt Fund - Gr	5.25	3.56	3.47	5.05	4	3	3	2
Bandhan GSF - Investment Plan - Regular Plan - Gr	7.72	2.39	3.61	4.82	1	4	2	2
Baroda BNP Paribas Gilt Fund Gr	7.00	3.51	3.36	3.92	2	3	4	3
Canara Robeco Gilt Fund - Gr	7.60	3.83	3.40	4.27	1	3	4	3
DSP Government Securities Fund - Gr	6.77	4.35	4.21	5.23	2	2	1	1
Edelweiss Government Securities Fund - Gr	6.72	3.88	4.43	5.78	2	2	1	1
Franklin India Government Securities Fund - Gr	6.19	3.30	3.75	3.50	3	4	2	4
HDFC Gilt Fund - Gr	7.12	3.49	3.55	4.39	1	3	3	3
HSBC Gilt Fund - Gr	5.76	4.10	3.03	3.88	4	2	4	4
ICICI Prudential Gilt Fund - Regular Gr	6.27	5.77	4.90	6.02	3	1	1	1
Invesco India Gilt Fund - Gr	6.17	4.34	2.85	3.23	3	2	4	4
Kotak Gilt Investment - Gr	6.41	4.05	3.98	4.93	3	2	2	2
LIC MF Gilt Fund - Gr	5.59	2.92	2.81	3.92	4	4	4	3
Nippon India Gilt Securities Fund - Gr	6.40	3.74	3.54	4.25	3	3	3	3
PGIM India Gilt Fund - Gr	5.71	3.41	3.50	4.00	4	4	3	3
SBI Magnum Gilt Fund - Gr	7.68	5.69	4.64	5.50	1	1	1	1
TATA Gilt Securities Fund Regular Plan - Gr	5.54	4.70	3.45	3.83	4	1	3	4
Union Gilt Fund - Gr	7.09	N.A.	N.A.	N.A.	2	-	-	-
UTI Gilt Fund - Gr	6.67	4.88	3.79	4.70	2	1	2	2
<b>Average of Gilt Fund</b>	<b>6.55</b>	<b>3.94</b>	<b>3.70</b>	<b>4.55</b>				
<b>Universe</b>	<b>20</b>	<b>19</b>	<b>19</b>	<b>19</b>				

## Gilt Fund with 10 yr constant duration

Scheme Name	Annualized Returns				Quartile			
	6 M	1 Yr	2 Yr	3 Yr	6 M	1 Yr	2 Yr	3 Yr
DSP 10Y G-Sec Fund - Gr	7.81	3.14	3.01	4.33	4	3	3	4
ICICI Prudential Constant Maturity Gilt Fund - Gr	8.05	3.03	1.66	3.37	2	4	4	4
IDFC Government Sec Constant Maturity Plan - Reg - Gr	8.08	3.44	3.60	5.04	1	2	2	2
SBI Magnum Constant Maturity Fund - Gr	7.94	3.77	3.66	4.42	3	1	1	3
UTI Gilt Fund With 10 Year Constant Duration - Gr	7.87	N.A.	N.A.	N.A.	4	-	-	-
<b>Avg of Gilt Fund 10 yr constant duration</b>	<b>7.95</b>	<b>3.35</b>	<b>2.98</b>	<b>4.29</b>				
<b>Universe</b>	<b>5</b>	<b>5</b>	<b>5</b>	<b>5</b>				

## Solution Oriented Fund

Scheme Name	Annualized Returns				Quartile			
	6 M	1 Yr	3 Yr	5 Yr	6 M	1 Yr	3 Yr	5 Yr
Aditya Birla Sun Life Retirement Fund - The 30s Plan - Gr	-2.26	-2.02	16.43	N.A.	3	3	2	-
Aditya Birla Sun Life Retirement Fund - The 40s Plan - Gr	-1.76	-1.72	13.50	N.A.	3	3	3	-
Aditya Birla Sun Life Retirement Fund - The 50s Plan - Gr	2.01	1.63	2.85	N.A.	2	2	4	-
Axis Retirement Savings Fund - Aggressive Plan - Gr	-5.03	-5.25	12.65	N.A.	4	4	3	-
Axis Retirement Savings Fund - Conservative Plan - Gr	-0.90	-4.24	8.17	N.A.	3	4	4	-
Axis Retirement Savings Fund - Dynamic Plan - Gr	-5.82	-2.77	11.71	N.A.	4	4	3	-
Franklin India Pension Plan Gr	1.93	3.48	10.18	6.63	2	2	3	3
HDFC Retirement Savings Fund - Equity - Gr	4.91	10.20	35.34	13.66	1	1	1	1
HDFC Retirement Savings Fund - Hybrid Debt - Gr	3.32	4.97	9.04	6.57	1	1	3	3
HDFC Retirement Savings Fund - Hybrid Equity - Gr	4.51	7.08	24.15	11.10	1	1	1	1
ICICI Prudential Retirement Fund - Hybrid Aggressive Plan - Gr	-2.67	-2.08	20.40	N.A.	4	4	2	-
ICICI Prudential Retirement Fund - Hybrid Conservative Plan - Gr	0.38	0.85	8.32	N.A.	2	2	4	-
ICICI Prudential Retirement Fund - Pure Equity Plan - Gr	-3.02	-2.51	30.98	N.A.	4	4	1	-
Nippon India Retirement Fund - Income Generation Scheme - Gr	3.05	2.52	6.32	5.88	1	2	4	4
Nippon India Retirement Fund - Wealth Creation Scheme - Gr	-1.45	-1.21	25.97	5.71	3	3	1	4
Tata Retirement Savings Fund - Conservative Plan - Gr	0.71	1.12	8.10	5.79	2	2	4	4
Tata Retirement Savings Fund - Moderate Plan - Gr	-2.41	-0.09	18.08	7.81	3	3	2	2
Tata Retirement Savings Fund - Progressive Plan - Gr	-3.58	-1.34	19.50	7.86	4	3	2	2
UTI Retirement Benefit Pension Fund - Gr	2.81	4.41	16.69	6.85	2	1	2	3
<b>Average Return</b>	<b>-0.28</b>	<b>0.69</b>	<b>15.70</b>	<b>7.79</b>				
<b>Universe</b>	<b>19</b>	<b>19</b>	<b>19</b>	<b>10</b>				

## Equity Funds

Scheme Name	3 Years				
	Std. Deviation	Sharpe Ratio	Beta	Treynor Ratio	Alpha
Aditya Birla Sun Life Dividend Yield Fund - Gr	15.53	0.38	0.93	1.81	0.20
Aditya Birla Sun Life Equity Advantage Fund - Gr	17.33	0.26	1.08	1.20	-0.43
Aditya Birla Sun Life Flexi Cap Fund - Gr	16.36	0.30	1.03	1.39	-0.22
Aditya Birla Sun Life Focused Equity Fund - Gr	15.84	0.28	0.97	1.32	-0.27
Aditya Birla Sun Life Frontline Equity Fund - Gr	15.77	0.32	0.99	1.48	-0.12
Aditya Birla Sun Life India GenNext Fund - Gr	14.69	0.32	0.90	1.50	-0.09
Aditya Birla Sun Life Manufacturing Equity Fund - Regular Gr	14.79	0.25	0.90	1.19	-0.36
Aditya Birla Sun Life Midcap Fund - Gr	16.25	0.37	0.98	1.75	0.15
Aditya Birla Sun Life MNC Fund Gr	13.18	0.08	0.76	0.39	-0.92
Aditya Birla Sun Life PSU Equity Fund - Gr	20.61	0.30	1.05	1.70	0.11
Aditya Birla Sun Life Pure Value Fund - Gr	18.53	0.32	1.13	1.53	-0.07
Aditya Birla Sun Life Small Cap Fund - Gr	19.04	0.36	1.10	1.83	0.25
Aditya Birla Sun Life Tax Relief 96 Fund - Gr	15.04	0.15	0.93	0.71	-0.83
Axis Bluechip Fund - Gr	15.50	0.17	0.91	0.82	-0.71
Axis ESG Equity Fund - Gr	16.45	0.16	0.91	0.84	-0.69
Axis Flexi Cap Fund - Gr	15.91	0.17	0.95	0.81	-0.75
Axis Focused 25 Fund - Gr	18.53	0.14	1.11	0.66	-1.04
Axis Growth Opportunities Fund - Gr	17.05	0.28	1.03	1.35	-0.25
Axis Long Term Equity Fund - Gr	18.36	0.14	1.09	0.70	-0.98
Axis MidCap Fund - Gr	15.14	0.31	0.92	1.46	-0.13
Axis Small Cap Fund - Gr	14.45	0.50	0.84	2.46	0.72
Bandhan Core Equity Fund - Regular Plan - Gr	15.30	0.38	0.97	1.75	0.15
Bandhan Emerging Businesses Fund - Gr	17.40	0.36	0.92	1.99	0.36
Bandhan Flexi Cap Fund - Regular Gr	14.11	0.27	0.87	1.26	-0.29
Bandhan Focused Equity Fund - Regular Gr	14.34	0.25	0.86	1.19	-0.35
Bandhan Large Cap Fund - Regular Gr	14.64	0.28	0.88	1.33	-0.23
Bandhan Sterling Value Fund - Regular Gr	18.73	0.49	1.12	2.35	0.84
Bandhan Tax Advantage (ELSS) Fund - Regular Gr	18.07	0.42	1.13	1.96	0.40
Bank of India Large & Mid Cap Equity Fund - Reg Gr	15.29	0.32	0.95	1.47	-0.13
Bank of India Small Cap Fund - Gr	18.12	0.48	1.01	2.47	0.88
Bank of India Tax Advantage Fund - Regular Gr	16.06	0.35	0.98	1.65	0.05
Baroda BNP Paribas ELSS Fund - Gr	13.85	0.25	0.87	1.14	-0.40
Baroda BNP Paribas Focused Fund - Gr	14.52	0.26	0.89	1.22	-0.34
Baroda BNP Paribas Large Cap Fund - Gr	14.32	0.28	0.87	1.34	-0.23
Baroda BNP Paribas Mid Cap Fund - Gr	15.71	0.38	0.94	1.84	0.23
Baroda BNP Paribas Multi Cap Fund - Gr Plan	16.59	0.34	1.02	1.59	-0.01
Canara Robeco Bluechip Equity Fund - Gr	14.71	0.29	0.91	1.34	-0.24
Canara Robeco Consumer Trends Fund - Regular Gr	14.44	0.33	0.87	1.56	-0.03
Canara Robeco Emerging Equities Fund - Gr	15.45	0.33	0.98	1.52	-0.08
Canara Robeco Equity Tax Saver Fund - Gr	15.16	0.34	0.93	1.60	0.00
Canara Robeco Flexi Cap Fund - Gr	14.66	0.30	0.92	1.39	-0.20
Canara Robeco Small Cap Fund - Gr	17.45	0.54	1.01	2.71	1.12
DSP Equity Opportunities Fund - Gr	16.34	0.32	1.03	1.49	-0.11
DSP Flexi Cap Fund - Reg. Plan - Gr	16.41	0.27	1.02	1.26	-0.35
DSP Focus Fund - Gr	16.18	0.24	0.97	1.14	-0.45
DSP Midcap Fund - Reg Gr	15.57	0.26	0.95	1.23	-0.35
DSP Natural Resources and New Energy Fund - Gr	23.12	0.34	1.20	1.90	0.36
DSP Quant Fund - Gr	16.76	0.23	1.01	1.10	-0.50
DSP Small Cap Fund - Gr	18.38	0.44	1.02	2.31	0.73
DSP Tax Saver Fund - Gr	16.05	0.35	1.01	1.61	0.01
DSP Top 100 Equity Fund Gr	15.63	0.26	0.95	1.23	-0.35
Edelweiss Flexi Cap Fund - Gr	15.76	0.32	0.99	1.48	-0.12
Edelweiss Large & Mid Cap Fund - Regular Gr	15.63	0.33	0.99	1.49	-0.10
Edelweiss Large Cap Fund - Gr	15.45	0.31	0.95	1.43	-0.16
Edelweiss Long Term Equity Fund (Tax Savings) - Gr	15.47	0.30	0.98	1.38	-0.22
Edelweiss Mid Cap Fund - Regular Gr	17.36	0.42	1.07	1.95	0.38
Edelweiss Small Cap Fund - Gr	17.72	0.49	1.05	2.37	0.81
Franklin India Bluechip Fund Gr	16.57	0.29	0.99	1.42	-0.18
Franklin India Equity Advantage Fund - Gr	17.21	0.34	1.06	1.60	0.00
Franklin India Flexi Cap Fund - Gr	16.32	0.40	1.00	1.91	0.31
Franklin India Focused Equity Fund - Gr	18.33	0.35	1.07	1.71	0.12
Franklin India Opportunities Fund-Gr	16.37	0.38	0.99	1.81	0.21
Franklin India Prima Fund Gr	17.40	0.32	1.06	1.50	-0.10
Franklin India Smaller Companies Fund - Gr	17.56	0.48	1.01	2.40	0.81
Franklin India Taxshield Gr	16.65	0.35	1.02	1.66	0.06
HDFC Capital Builder Value Fund - Gr	16.15	0.36	1.02	1.65	0.06
HDFC Flexi Cap Fund - Gr	18.13	0.38	1.07	1.87	0.29
HDFC Focused 30 Fund - Gr	16.94	0.41	1.00	2.01	0.41
HDFC Large and Mid Cap Fund - Gr	17.54	0.38	1.09	1.75	0.17
HDFC Mid Cap Opportunities Fund - Gr	16.61	0.44	1.02	2.06	0.47
HDFC Small Cap Fund - Gr	19.31	0.48	1.10	2.42	0.90
HDFC Tax saver - Gr	15.07	0.39	0.94	1.83	0.21
HDFC Top 100 Fund - Gr	16.82	0.33	1.01	1.58	-0.02
HSBC Business Cycles Fund - Gr	17.15	0.34	1.07	1.60	0.00
HSBC ELSS Fund - Gr	15.79	0.30	0.98	1.40	-0.19

## Equity Funds

Scheme Name	3 Years				
	Std. Deviation	Sharpe Ratio	Beta	Treynor Ratio	Alpha
HSBC Flexi Cap Fund - Gr	15.99	0.31	1.01	1.42	-0.18
HSBC Large and Mid Cap Equity Fund - Gr	15.59	0.31	0.99	1.39	-0.20
HSBC Large Cap Equity Fund - Gr	16.36	0.26	1.00	1.23	-0.37
HSBC Mid Cap Fund - Gr	14.53	0.35	0.89	1.64	0.04
HSBC Small Cap Equity Fund - Gr	17.67	0.53	0.99	2.72	1.11
HSBC Value Fund - Gr	16.75	0.41	1.05	1.88	0.29
ICICI Prudential Bluechip Fund - Gr	14.99	0.36	0.92	1.68	0.08
ICICI Prudential Commodities Fund - Gr	25.14	0.48	1.31	2.64	1.37
ICICI Prudential Dividend Yield Equity Fund - Gr	15.18	0.47	0.91	2.26	0.61
ICICI Prudential Exports and Services Fund - Gr	13.85	0.43	0.83	2.08	0.40
ICICI Prudential Focused Equity Fund - Retail Gr	15.63	0.38	0.95	1.79	0.18
ICICI Prudential India Opportunities Fund - Gr	19.65	0.41	1.08	2.15	0.60
ICICI Prudential Large & Mid Cap Fund - Gr	16.80	0.41	1.01	1.96	0.36
ICICI Prudential Long Term Equity Fund - Regular Gr	16.38	0.33	1.02	1.51	-0.09
ICICI Prudential Manufacturing Fund - Gr	17.18	0.42	1.02	2.03	0.44
ICICI Prudential MidCap Fund - Gr	17.49	0.39	1.07	1.85	0.27
ICICI Prudential MNC Fund - Gr	13.57	0.45	0.82	2.12	0.43
ICICI Prudential Multicap Fund - Gr	16.53	0.35	1.03	1.63	0.03
ICICI Prudential Smallcap Fund - Gr	18.10	0.48	0.97	2.59	0.97
ICICI Prudential Value Discovery Fund Gr	14.39	0.51	0.83	2.54	0.78
IDBI Dividend Yield Fund - Gr	14.05	0.32	0.86	1.49	-0.09
IDBI Equity Advantage Fund - Gr	14.33	0.23	0.85	1.14	-0.39
IDBI Flexi Cap Fund - Gr	15.41	0.30	0.95	1.41	-0.18
IDBI Focused 30 Equity Fund - Gr	15.78	0.29	0.97	1.36	-0.23
IDBI India Top 100 Equity Fund - Gr	15.55	0.31	0.97	1.41	-0.18
IDBI Long Term Value Fund - Gr	16.19	0.32	1.01	1.46	-0.14
IDBI Midcap Fund - Gr	17.46	0.30	1.08	1.41	-0.21
IDBI Small Cap Fund - Gr	16.07	0.48	0.93	2.40	0.75
IIFL Focused Equity Fund - Gr	15.93	0.36	0.99	1.69	0.09
Indiabulls Blue Chip Fund - Gr	15.93	0.23	0.97	1.07	-0.51
Indiabulls Tax Savings Fund - Gr	14.74	0.24	0.91	1.13	-0.43
Indiabulls Value Fund - Gr	15.92	0.26	0.98	1.24	-0.36
Invesco India Contra Fund - Gr	15.98	0.33	1.01	1.51	-0.09
Invesco India Growth Opportunities Fund - Gr	14.78	0.28	0.93	1.28	-0.29
Invesco India Largecap Fund - Gr	15.86	0.28	0.98	1.30	-0.29
Invesco India Midcap Fund - Gr	15.72	0.36	0.96	1.70	0.10
Invesco India Multicap Fund - Gr	16.41	0.33	1.02	1.51	-0.09
Invesco India PSU Equity Fund - Gr	18.16	0.26	1.01	1.37	-0.23
Invesco India Smallcap Fund - Gr	17.95	0.41	1.03	2.05	0.47
Invesco India Tax Plan - Gr	16.05	0.25	1.01	1.16	-0.44
ITI Long Term Equity Fund - Gr	15.32	0.27	0.93	1.29	-0.29
ITI Multi Cap Fund - Gr	16.09	0.22	0.93	1.09	-0.47
ITI Small Cap Fund - Gr	20.88	0.29	1.16	1.50	-0.12
JM Flexicap Fund - Gr	16.03	0.33	0.96	1.57	-0.03
JM Focused Fund - Reg Gr	16.43	0.23	0.96	1.14	-0.44
JM Large Cap Fund - Gr	11.82	0.23	0.71	1.12	-0.34
JM Tax Gain Fund - Gr Option	16.31	0.32	1.01	1.52	-0.08
JM Value Fund - Gr Option	15.90	0.38	0.98	1.77	0.17
Kotak Bluechip Fund - Gr	15.07	0.33	0.94	1.50	-0.09
Kotak Emerging Equity Fund - Gr	16.16	0.44	0.99	2.08	0.47
Kotak Equity Opportunities Fund - Gr	14.40	0.38	0.91	1.72	0.11
Kotak Flexicap Fund - Gr	14.98	0.31	0.94	1.41	-0.18
Kotak Focused Equity Fund - Gr	15.44	0.32	0.96	1.46	-0.13
Kotak India EQ Contra Fund - Gr	15.70	0.36	0.99	1.67	0.07
Kotak Pioneer Fund - Gr	17.37	0.36	1.02	1.78	0.18
Kotak Smallcap Fund - Gr	17.97	0.49	1.03	2.50	0.92
Kotak Tax Saver - Gr	14.21	0.38	0.89	1.76	0.15
LIC MF Flexi Cap Fund - Gr	14.04	0.20	0.86	0.95	-0.56
LIC MF Large & Mid Cap Fund - Gr	14.63	0.29	0.91	1.32	-0.25
LIC MF Large Cap Fund - Gr	15.16	0.22	0.91	1.05	-0.50
LIC MF Tax Plan Gr	14.37	0.26	0.87	1.26	-0.29
Mahindra Manulife ELSS Fund - Gr	15.95	0.34	1.01	1.57	-0.03
Mahindra Manulife Large & Mid Cap Fund - Gr	15.44	0.36	0.97	1.65	0.05
Mahindra Manulife Large Cap Fund - Gr	15.13	0.29	0.94	1.36	-0.22
Mahindra Manulife Mid Cap Fund - Gr	16.43	0.36	0.98	1.73	0.13
Mahindra Manulife Multi Cap Fund - Gr	17.11	0.36	1.08	1.67	0.08
Mirae Asset Emerging Bluechip Fund - Gr	16.24	0.35	1.03	1.61	0.01
Mirae Asset Focused Fund - Gr	16.05	0.34	0.99	1.56	-0.03
Mirae Asset Large Cap Fund - Gr	15.39	0.30	0.97	1.40	-0.19
Mirae Asset Midcap Fund - Gr	16.58	0.42	1.02	1.98	0.39
Mirae Asset Tax Saver Fund - Gr	16.52	0.35	1.04	1.62	0.02
Motilal Oswal Flexi Cap Fund - Gr	15.26	0.17	0.93	0.82	-0.72
Motilal Oswal Focused 25 Fund - Gr	16.10	0.20	0.96	0.98	-0.59
Motilal Oswal Large and Mid-Cap Fund - Gr	15.67	0.35	0.95	1.68	0.08
Motilal Oswal Long Term Equity Fund - Gr	15.63	0.30	0.96	1.43	-0.16



## Equity Funds

Scheme Name	3 Years				
	Std. Deviation	Sharpe Ratio	Beta	Treynor Ratio	Alpha
Motilal Oswal Midcap Fund - Gr	15.09	0.48	0.83	2.52	0.76
Navi ELSS Tax Saver Fund - Gr	14.88	0.28	0.93	1.30	-0.28
Navi Flexi Cap Fund - Gr	15.27	0.30	0.96	1.38	-0.21
Navi Large & Midcap Fund - Gr	15.12	0.36	0.94	1.67	0.06
Nippon India Focused Equity Fund - Gr	19.89	0.34	1.21	1.63	0.03
Nippon India Growth Fund - Gr	16.56	0.43	1.02	2.00	0.41
Nippon India Large Cap Fund - Gr	17.47	0.34	1.06	1.63	0.04
Nippon India Multi Cap Fund - Gr	18.94	0.38	1.10	1.91	0.34
Nippon India Power & Infra Fund - Gr	18.80	0.42	1.11	2.05	0.50
Nippon India Quant Fund - Gr	14.72	0.34	0.90	1.59	-0.01
Nippon India Small Cap Fund - Gr	19.01	0.53	1.10	2.64	1.15
Nippon India Tax Saver Fund - Gr	16.99	0.32	1.05	1.50	-0.11
Nippon India Value Fund - Gr	16.72	0.37	1.07	1.68	0.08
Nippon India Vision Fund Gr	15.62	0.35	0.99	1.60	0.00
Parag Parikh Flexi Cap Fund - Reg Gr	14.30	0.45	0.77	2.38	0.60
Parag Parikh Tax Saver Fund - Gr	12.69	0.50	0.67	2.73	0.76
PGIM India ELSS Tax Saver Fund - Gr	15.75	0.38	0.98	1.78	0.18
PGIM India Flexi Cap Fund - Gr	17.50	0.37	1.07	1.77	0.18
PGIM India Large Cap Fund - Gr	14.89	0.27	0.91	1.27	-0.30
PGIM India Midcap Opportunities Fund - Gr	18.20	0.47	1.10	2.25	0.72
Quant Active Fund - G	19.37	0.46	1.06	2.44	0.90
Quant Flexi Cap Fund - Gr	18.84	0.50	1.00	2.69	1.10
Quant Focused fund - Gr	17.05	0.37	0.93	1.96	0.34
Quant Large and Mid Cap Fund - Gr	17.53	0.35	0.95	1.89	0.28
Quant Mid Cap Fund - Gr - A	18.44	0.48	1.00	2.53	0.93
Quant Small Cap Fund - Gr	24.39	0.55	1.16	3.34	2.03
Quant Tax Plan Gr	19.40	0.51	1.06	2.70	1.16
Quantum India ESG Equity Fund - Gr	14.31	0.34	0.88	1.58	-0.02
Quantum Long Term Equity Value Fund - Reg Gr	15.48	0.33	0.95	1.58	-0.02
Quantum Tax Saving Fund - Regular plan - Gr	15.24	0.34	0.93	1.60	0.00
SBI Blue Chip Fund - Gr	16.13	0.32	1.01	1.49	-0.11
SBI Contra Fund - Regular Gr	16.33	0.54	1.00	2.56	0.96
SBI Equity Minimum Variance Fund - Gr	14.62	0.34	0.82	1.76	0.13
SBI Flexicap Fund - Gr	15.07	0.32	0.95	1.45	-0.14
SBI Focused Equity Fund - Regular Plan - Gr	15.59	0.25	0.88	1.27	-0.29
SBI Large & Midcap Fund - Gr	15.80	0.40	0.99	1.86	0.26
SBI Long Term Equity Fund - Gr	15.41	0.38	0.96	1.76	0.15
SBI Magnum COMMA Fund - Gr	20.81	0.30	1.17	1.54	-0.07
SBI Magnum Equity ESG Fund - Gr	15.63	0.29	0.96	1.37	-0.22
SBI Magnum Global Fund - Gr	13.07	0.31	0.71	1.64	0.03
SBI Magnum MidCap Fund - Gr	16.89	0.47	0.99	2.32	0.71
SBI PSU Fund - Gr	19.67	0.25	0.96	1.49	-0.11
SBI Small Cap Fund - Gr	16.54	0.46	0.95	2.33	0.69
Shriram Flexi Cap Fund - Gr	14.44	0.23	0.90	1.08	-0.47
Shriram Long Term Equity Fund - Gr	14.15	0.22	0.86	1.02	-0.50
Sundaram Consumption Fund - Gr	14.47	0.28	0.86	1.36	-0.20
Sundaram Dividend Yield Fund - Gr	13.74	0.35	0.85	1.65	0.05
Sundaram Focused Fund - Gr	16.31	0.27	1.02	1.25	-0.35
Sundaram Large & Midcap Fund - Gr	15.78	0.32	0.99	1.48	-0.12
Sundaram Mid Cap Fund - Gr	15.85	0.36	0.95	1.70	0.10
Sundaram Multi Cap Fund - Gr	15.36	0.36	0.97	1.64	0.04
Sundaram Services Fund - Gr	16.30	0.37	1.00	1.76	0.16
Sundaram Small Cap Fund - Gr	18.05	0.45	1.07	2.21	0.65
Sundaram Tax Savings Fund - Gr	15.53	0.35	0.98	1.60	0.00
Tata Equity P/E Fund Gr	14.66	0.35	0.90	1.66	0.06
Tata Ethical Fund - Gr	14.25	0.34	0.79	1.80	0.16
Tata Flexi Cap Fund - Gr	13.63	0.25	0.84	1.15	-0.38
Tata Focused Equity Fund - Gr	16.39	0.32	1.03	1.47	-0.14
Tata India Tax Savings Fund Regular Plan - Gr	15.97	0.31	1.01	1.44	-0.16
Tata Large & Mid Cap Fund - Gr	16.21	0.35	1.00	1.63	0.03
Tata Large Cap Fund - Gr	15.77	0.31	0.99	1.41	-0.18
Tata Mid Cap Growth Fund - Gr	15.69	0.38	0.97	1.76	0.15
Tata Quant Fund - Gr	14.62	0.13	0.83	0.68	-0.75
Tata Resources & Energy Fund - Gr	20.06	0.34	1.17	1.69	0.11
Tata Small Cap Fund - Gr	17.15	0.52	0.92	2.81	1.11
Taurus Discovery (Midcap) Fund - Gr	17.14	0.30	1.02	1.45	-0.15
Taurus Ethical Fund - Gr	13.59	0.27	0.78	1.37	-0.18
Taurus Flexi Cap Fund - Gr	15.97	0.23	0.96	1.09	-0.49
Taurus Largecap Equity Fund - Gr	16.99	0.20	1.00	1.01	-0.59
Taurus Tax Shield - Gr	13.47	0.33	0.81	1.58	-0.01
Templeton India Equity Income Fund - Gr	13.64	0.61	0.67	3.55	1.31
Templeton India Value Fund - Gr	18.41	0.44	1.09	2.14	0.59
Union Flexi Cap Fund - Gr	15.82	0.33	0.99	1.51	-0.08
Union Focused Fund - Gr	14.96	0.33	0.91	1.55	-0.04
Union Large & Midcap Fund - Gr	16.33	0.32	1.00	1.53	-0.07

## Equity Funds

Scheme Name	3 Years				
	Std. Deviation	Sharpe Ratio	Beta	Treynor Ratio	Alpha
Union Largecap Fund - Gr	16.17	0.28	1.00	1.32	-0.28
Union Midcap Fund - Gr	16.71	0.42	0.97	2.10	0.48
Union Small Cap Fund - Gr	17.23	0.44	0.93	2.35	0.70
Union Tax Saver (ELSS) Fund - Gr	15.66	0.35	0.99	1.61	0.01
Union Value Discovery Fund - Gr	16.96	0.34	1.06	1.56	-0.05
UTI Core Equity Fund - Gr	16.78	0.38	1.05	1.76	0.17
UTI Dividend Yield Fund - Gr	14.73	0.32	0.88	1.57	-0.02
UTI Flexi Cap Fund - Gr	17.22	0.25	1.05	1.20	-0.41
UTI Long Term Equity Fund (Tax Saving) - Gr	15.92	0.29	1.00	1.35	-0.25
UTI Master Share - Gr	15.61	0.29	0.97	1.34	-0.25
UTI Mid Cap Fund - Gr	16.18	0.40	0.99	1.87	0.27
UTI MNC Fund - Gr	12.12	0.22	0.67	1.14	-0.31
UTI Transportation and Logistics Fund - Gr	18.70	0.38	0.89	2.30	0.62
UTI Value Opportunities Fund - Gr	15.39	0.35	0.97	1.58	-0.02
<b>Average of Equity Schemes</b>	<b>16.23</b>	<b>0.34</b>	<b>0.97</b>	<b>1.65</b>	<b>0.06</b>

## Aggressive Hybrid Funds

Scheme Name	3 Years				
	Std. Deviation	Sharpe Ratio	Beta	Treynor Ratio	Alpha
Aditya Birla Sun Life Equity Hybrid 95 Fund - Gr	12.64	0.28	1.01	1.02	-0.06
Axis Equity Hybrid Fund - Gr	12.83	0.20	1.03	0.71	-0.37
Bandhan Hybrid Equity Fund - Regular Plan - Gr	12.28	0.32	0.99	1.16	0.08
Bank of India Mid & Small Cap Equity & Debt Fund - Gr	15.28	0.38	1.02	1.62	0.56
Baroda BNP Paribas Aggressive Hybrid Fund - Gr	11.58	0.27	0.93	0.95	-0.12
Canara Robeco Equity Hybrid Fund - Gr	11.09	0.28	0.91	0.97	-0.09
DSP Equity & Bond Fund - Gr	12.50	0.25	1.01	0.90	-0.18
Edelweiss Aggressive Hybrid Fund - Regular Plan - Gr	11.49	0.36	0.94	1.26	0.17
Franklin India Equity Hybrid Fund - Gr	11.91	0.32	0.96	1.16	0.08
HDFC Hybrid Equity Fund - Gr	12.83	0.37	1.04	1.31	0.24
HSBC Equity Hybrid Fund - Gr	12.07	0.25	0.98	0.90	-0.18
ICICI Prudential Equity & Debt Fund - Regular Gr	14.06	0.42	1.01	1.69	0.62
IDBI Hybrid Equity Fund - Gr	11.21	0.22	0.91	0.80	-0.25
Indiabulls Equity Hybrid Fund - Gr	12.47	0.25	0.99	0.90	-0.18
Invesco India Equity And Bond Fund - Gr	10.77	0.23	0.87	0.82	-0.22
JM Equity Hybrid Fund - Gr	17.18	0.33	1.19	1.37	0.35
Kotak Equity Hybrid Fund - Gr	11.58	0.41	0.94	1.46	0.36
LIC MF Equity Hybrid Fund - Gr	11.30	0.16	0.89	0.58	-0.44
Mahindra Manulife Hybrid Equity Nivesh Yojana - Gr	12.24	0.33	1.00	1.18	0.10
Mirae Asset Hybrid - Equity Fund - Gr	12.05	0.29	1.00	1.01	-0.07
Motilal Oswal Equity Hybrid Fund - Gr	11.74	0.20	0.94	0.74	-0.32
Navi Equity Hybrid Fund - Gr	11.07	0.26	0.90	0.93	-0.13
Nippon India Equity Hybrid Fund - Gr	12.32	0.36	0.99	1.31	0.24
PGIM India Hybrid Equity Fund - Gr	11.91	0.26	0.95	0.94	-0.13
Quant Absolute Fund - Gr	14.23	0.52	0.94	2.28	1.12
SBI Equity Hybrid Fund - Gr	11.61	0.25	0.94	0.89	-0.18
Shriram Hybrid Equity Fund - Regular Gr	11.45	0.20	0.92	0.72	-0.33
Sundaram Aggressive Hybrid Fund - Gr	11.65	0.30	0.96	1.05	-0.02
Tata Hybrid Equity Fund - Regular Plan - Gr	12.14	0.32	0.98	1.13	0.05
Union Hybrid Equity Fund - Gr	10.30	0.03	0.70	0.15	-0.65
UTI Hybrid Equity Fund - Gr	12.36	0.39	1.00	1.37	0.30
<b>Average of Agg. Hybrid Funds</b>	<b>12.26</b>	<b>0.29</b>	<b>0.96</b>	<b>1.07</b>	<b>0.01</b>

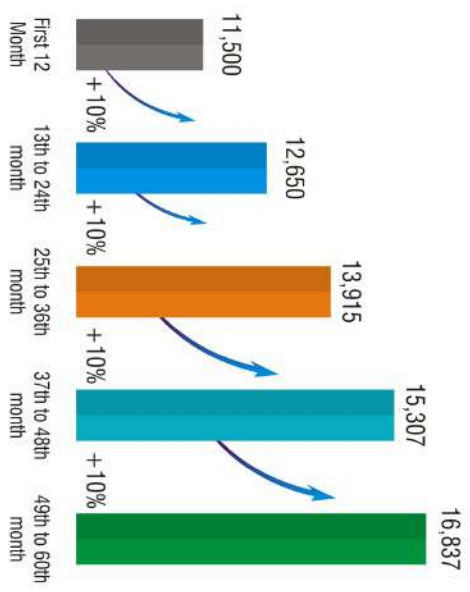
- The above data have been calculated using monthly rolling returns for 36 months period.
- Risk free return considered as 7.79%.
- Standard Deviation is calculated on an annualised basis.

## Sip-Top Up Read Reckoner

SIP With 10% annual Top up\*

ASSUMED RATE OF RETURN	7%		11%		15%		7%		11%		15%		7%		11%		15%												
	5 Years						10 Years						15 Years						20 Years						25 Years				
TENURE	TARGET AMOUNT TO BE ACHIEVED																												
10 Lacs	11,500*	10,400	9,400	3,800	3,100	2,500	1,700	1,200	900	800	600	400	400	400	300	200													
25 Lacs	28,800	26,100	23,500	9,500	7,800	6,300	4,200	3,100	2,300	2,100	1,400	900	1,100	700	400														
50 Lacs	57,600	52,100	47,000	19,000	15,600	12,600	8,400	6,200	4,500	4,100	2,800	1,800	2,200	1,300	800														
1 Crore	115,300	104,200	93,900	38,100	31,200	25,300	16,700	12,500	9,000	8,300	5,600	3,600	4,400	2,700	1,500														
2 Crore	230,300	208,400	187,900	76,100	62,400	50,500	33,500	24,900	18,000	16,500	11,200	7,200	8,700	5,300	3,000														
5 Crore	576,300	521,000	469,700	190,300	156,000	126,300	83,700	62,300	45,000	41,300	27,900	18,000	21,800	13,400	7,600														
10 Crore	1,152,500	1,042,100	939,400	380,600	312,000	252,700	167,400	124,500	90,100	82,700	55,900	35,900	43,500	26,700	15,200														

Monthly SIP amount (rounded off to the nearest 100s) based on assumed rate of return on investment and corresponding tenure in years



\*Illustration  
Initial Installment Of Rs. 11,500 Will increase over the tenure (Say 5 years) @10%p.a. as illustrated alongside

**SIP- SYSTEMATIC INVESTMENT PLAN**  
Mutual Fund Investment Are Subject to Market Risks,  
Read All Scheme Related Documents Carefully.



**Ashok Metal Industries** Tagore Road, Raikot-360002. (Guj.) INDIA. Ph. : 0281-2462424 Fax : 91-281-2461888  
Cell. : 98240 46666 | E-mail : ram@ashokindia.com | Visit us at : www.vikalpafinvest.com | www.simplyinvest.in