



Ramkumar H. Barchha

AFP. B. Com, P.G.D.B.M.,
I.C.W.A.I. (Int.), B.E.C. (Level-3)
Certified Financial & Insurance Professional



Name : _____

Contacts : _____

Index

Equity Market	1
Debt Market	3
Forex	3
Fundz This Quarter	4
MF Industry AUM	4
Funds Snapshot	6
Terminology & Definitions	24
Performance Scorecard	26
Risk Ratios - Equity	45

December 2022 - Global Indices

Indices	Close	Return(%) USD						
		1 month	3 months	1 year	3 years	5 years	10 years	
Developed	All Ordinaries (Australia)	7,222	-3.46	8.13	-7.93	1.42	3.21	4.42
	Dow Jones Ind Avg (USA)	33,147	-4.17	15.39	-8.93	5.21	6.04	9.86
	FTSE 100 (UK)	7,452	-1.6	8.09	0.66	-0.6	-0.62	2.32
	Hang Seng (Hong Kong)	19,781	6.37	14.86	-14.41	-11.27	-7.94	-1.35
	Nasdaq (USA)	10,466	-8.73	-1.03	-33.51	5.37	8.67	13.45
	Nikkei 225 (Japan)	26,095	-6.70	0.61	-9.37	3.32	2.76	9.63
Emerging	S&P BSE SENSEX	60,841	-3.58	5.94	5.27	13.55	12.3	12.08
	Bovespa (Brazil)	109,735	-2.11	-0.27	4.69	-1.73	7.51	6.06
	Jakarta Composite (Indonesia)	6,851	-3.26	-2.70	4.09	2.83	1.51	4.72
	KLSE Composite (Malaysia)	1,495	0.45	7.23	-3.12	-2.54	-3.60	-1.16
	PSE Composite (Phillippines)	6,566	-3.16	14.38	-10.47	-5.64	-5.16	1.23
	RTS Index (Russia)	971	-13.74	-8.06	-39.18	-14.41	-3.41	-4.43
	Seoul Composite (S. Korea)	2,236	-9.55	3.75	-24.89	0.58	-1.95	1.14
	SET (Thailand)	1,669	2.04	4.98	0.93	1.84	-0.99	1.83
	Shanghai Composite (China)	3,089	-1.97	2.14	-14.64	0.54	-1.35	3.29
	Straits Times (Singapore)	3,251	-1.19	3.87	3.99	0.30	-0.91	0.18
Taiwan Weighted (Taiwan)	14,138	-4.99	5.31	-22.40	5.46	5.84	6.26	

All figures are as of 30th December, 2022

HIGHLIGHTS

- Major global markets declined in December, except for Hang Seng (+6.4%). The S&P500 (-5.9%), the Euro 50 (-4.3%), the MSCI World (-4.3%) and the Nikkei (-6.7%) witnessed declines in December. Additionally, the MSCI EM, NIFTY 50 India, BOVESPA Brazil, and MOEX Russia all fell by -1.6%, -3.6%, -2.4%, and -0.9% MoM, respectively. LME Metals Index witnessed a rise of 1.5% MoM owing to a weaker dollar and tight supplies, although the rapid spread of COVID infections in China remained a concern for demand growth. WTI (West Texas Intermediate) fell by -0.4%, while Brent crude rose by 0.6% MoM. GDP of the US grew at an annualised rate of 3.2% in the Q3CY22, compared with a 0.6% contraction in the Q2CY22.
- Indian equity market gave negative returns in December 2022 on a month-on-month basis, even though it advanced 3 percent in the last week of 2022 and snapped 3-week losing streak. In the previous month, the equity benchmarks lost 3.5 percent each, while in November, Sensex gained 3.87 percent and Nifty climbed 4.14 percent. Broader indices also ended the month on negative note with BSE Midcap, Smallcap and Largecap indices fell 2.4 percent, 2 percent and 3.4 percent during the period.

Equity Market Indicators

December 2022 - Key Indices (Total Return Index)

Indices	Close	Return(%) INR					
		1 month	3 months	1 year	3 years	5 years	10 years
S&P BSE SENSEX TRI	91,969	-3.58	6.14	6.64	14.88	13.63	13.56
NIFTY 50 TRI	26,326	-3.48	6.06	6.61	15.25	12.85	13.23
S&P BSE 100 TRI	22,980	-3.44	5.08	7.09	15.91	12.28	13.46
S&P BSE 200 TRI	9,778	-3.27	4.61	6.77	16.94	12.35	14.00
NIFTY 500 TRI	23,967	-3.12	4.30	5.33	17.17	11.52	13.84
NIFTY MIDCAP 150 TRI	14,853	-1.72	2.04	5.26	24.64	11.19	17.43
S&P BSE SMALL CAP TRI	35,267	-2.00	1.74	0.17	29.61	9.49	15.84
NIFTY NEXT 50 TRI	59,307	-3.43	-0.40	2.52	15.03	7.47	14.49

December 2022 - Sectoral Indices

Indices	Close	Return(%) INR					
		1 month	3 months	1 year	3 years	5 years	10 years
S&P BSE Auto	28,923	-4.78	-0.87	18.56	15.76	1.57	9.78
S&P BSE Bankex	48,906	-0.90	10.70	22.68	9.88	11.13	13.06
S&P BSE FMCG	16,075	-2.73	-0.65	18.10	11.98	8.49	10.48
S&P BSE Healthcare	23,034	-3.81	-1.31	-11.39	19.62	9.25	10.98
S&P BSE Metal	20,856	2.95	15.77	10.64	26.03	6.90	6.57
S&P BSE Oil & Gas	20,409	-0.97	9.97	17.93	11.32	4.62	9.14
S&P BSE Realty	3,447	-3.90	2.07	-9.13	14.95	5.73	5.13
S&P BSE TECK	13,413	-6.09	4.51	-19.04	19.93	15.92	8.96
NIFTY INDIA CONSUMPTION	7,554	-4.57	-4.04	8.60	14.76	8.16	12.41
NIFTY INFRASTRUCTURE	5,252	-3.59	5.94	7.08	17.10	7.62	7.34
NIFTY MEDIA	1,992	-5.88	-3.43	-9.34	2.86	-10.48	1.28
NIFTY DIVIDEND OPPT 50	3,788	-3.06	6.18	2.56	14.20	7.51	8.13

Institutional Activity (Net Investment) ₹ Cr.

	December-2022			01-Jan-22 To 30-December-22		
	Debt	Equity & Hybrid	Total	Debt	Equity & Hybrid	Total
FII / FPI	-1944.8	11115.48	9,171	-12,122	-120,694	-132,815
Mutual Funds	2567.42	14692.33	17,260	-33,883	198,781	164,898

* Source: SEBI

HIGHLIGHTS

- The European Central Bank hiked the refinancing, deposit facility and marginal lending rates by 50 bps each to 2.5%, 2% and 2.75%, respectively. US Treasury Prices fell in Dec 2022, with the yield on the 10-year bond settling at 3.88% on Dec 30, 2022, compared with 3.70% on Nov 30, 2022. Prices declined further after the Fed hiked interest rates by 50 bps and indicated it may undertake further rate hikes to control inflation. Bonds began the December month on a weak note as strong US Services and Manufacturing activity data reinforced expectations that the US Fed may continue to raise interest rates. Yields also rose as upbeat US Growth Data boosted investor expectations of future rate hikes by the Fed. A sharp fall in bond prices was halted after Fed Chairman Jerome Powell boosted investor confidence by indicating that the central bank may take a slower approach towards rate hikes in the future.
- RBI hiked the policy repo rate - for the fifth time on the trot - by 35 bps to 6.25%. The key interest rate has been hiked a total of 190 bps so far in 2022. The RBI retained its FY23 CPI inflation projection at 6.7%. G-secs ended lower in Dec-22, with the yield on the 10-year benchmark 7.26% 2032 settling at 7.33% on Dec 30, 2022, compared with 7.28% on Nov 30, 2022.

Debt Market Indicators

Benchmarks	As on 30-Dec-22	As on 30-Nov-22	As on 30-Sep-22	Change (Month)	Change (Quarter)
364 Day Tbill	6.87%	6.84%	6.31%	0.03%	0.56%
91 Day Tbill	6.26%	6.37%	5.63%	-0.11%	0.63%
10-year Benchmark (07.26 GS 2032)	7.33%	7.32%	7.19%	0.01%	0.14%
3 Months Certificate Of Deposit (CD)	6.66%	6.80%	5.84%	-0.14%	0.82%
Call Rate	6.38%	6.13%	4.90%	0.25%	1.48%
MIBOR	6.60%	5.86%	5.34%	0.74%	1.26%
Bank Rate	6.50%	6.50%	5.65%	0.00%	0.85%
RBI LAF-Repo rate	6.25%	6.25%	5.40%	0.00%	0.85%
RBI LAF-Reverse Repo rate	3.35%	3.35%	3.35%	0.00%	0.00%
CRR	4.50%	4.50%	4.50%	0.00%	0.00%
Foreign Exchange Reserve(\$ bn)	562.85	550.14	561.05	12.71	1.80
Brent Crude Oil (\$/bbl)	84.58	85.09	101.24	-0.51	-16.66
Gold (\$/oz)	1818.43	1762.14	1733.68	56.29	84.75
US 10-yr Gilt	3.88%	3.70%	2.75%	0.18%	1.13%

Source: RBI, Reuters, Bloomberg

Forex

HIGHLIGHTS

- The Indian rupee ended 2022 as one of the worst-performing Asian currencies. The rupee finished the year at 82.72 to the U.S. currency, down from 74.33 at the end of 2021. 537.5
- The Reserve Bank of India's foreign exchange reserves rose by \$25.35 billion to \$562.85 billion in the month of December 2022.

FOREX

	30-Dec-22	30-Nov-22	30-Sep-22	30-Dec-21	% Change (Month)	% Change (Quarter)	% Change (Year)
1 US\$	82.61	81.36	81.46	74.30	-1.51%	-1.39%	-10.07%
1 Euro	88.15	84.45	80.11	84.05	-4.20%	-9.12%	-4.65%
100 Yen	62.45	58.95	56.44	64.54	-5.60%	-9.62%	3.35%
1 Pound	99.74	97.75	90.77	100.30	-2.00%	-8.99%	0.56%

* Source: RBI

Average Assets Under Management (AUM) for the quarter Oct - Dec 2022 (Rs in crores)

Rank	Mutual Fund Name	Average AUM	Equity	Debt & Other	Equity(%)	Debt & Other(%)
1	SBI Mutual Fund	713,542	465,675	247,868	65	35
2	ICICI Prudential Mutual Fund	510,365	246,625	263,740	48	52
3	HDFC Mutual Fund	448,494	214,939	233,555	48	52
4	Nippon India Mutual Fund	294,874	168,347	126,527	57	43
5	Kotak Mahindra Mutual Fund	288,634	142,205	146,429	49	51
6	Aditya Birla Sun Life Mutual Fund	282,441	114,882	167,559	41	59
7	Axis Mutual Fund	248,929	145,166	103,764	58	42
8	UTI Mutual Fund	240,890	171,030	69,860	71	29
9	IDFC Mutual Fund	119,075	29,123	89,951	24	76
10	Mirae Asset Mutual Fund	116,910	103,035	13,875	88	12
11	DSP Mutual Fund	116,096	69,411	46,685	60	40
12	Edelweiss Mutual Fund	111,419	18,816	92,603	17	83
13	Tata Mutual Fund	94,564	51,710	42,854	55	45
14	HSBC Mutual Fund	85,979	44,798	41,181	52	48
15	Franklin Templeton Mutual Fund	65,191	52,271	12,919	80	20
16	Canara Robeco Mutual Fund	60,547	49,833	10,714	82	18
17	Invesco Mutual Fund	45,907	28,154	17,754	61	39
18	Sundaram Mutual Fund	44,657	33,116	11,542	74	26
19	Motilal Oswal Mutual Fund	33,273	27,587	5,685	83	17
20	PPFAS Mutual Fund	31,332	25,751	5,581	82	18
21	Baroda BNP Paribas Mutual Fund	23,744	13,503	10,241	57	43
22	PGIM India Mutual Fund	21,116	15,752	5,364	75	25
23	LIC Mutual Fund	17,978	7,431	10,547	41	59
24	Quant Mutual Fund	15,013	13,150	1,862	88	12
25	Union Mutual Fund	9,808	6,338	3,470	65	35
26	Mahindra Manulife Mutual Fund	9,277	7,248	2,030	78	22
27	NJ Mutual Fund	4,770	3,699	1,071	78	22
28	IIFL Mutual Fund	4,684	3,467	1,217	74	26
29	IDBI Mutual Fund	3,907	2,718	1,190	70	30
30	Bank of India Mutual Fund	3,362	2,355	1,007	70	30
31	ITI Mutual Fund	3,298	2,711	587	82	18
32	JM Financial Mutual Fund	3,256	630	2,626	19	81
33	Navi Mutual Fund	2,184	1,254	931	57	43
34	Quantum Mutual Fund	2,104	1,008	1,096	48	52
35	WhiteOak Capital Mutual Fund	1,644	1,330	313	81	19
36	IL&FS Mutual Fund (IDF)	1,455	0	1,455	0	100
37	Trust Mutual Fund	1,097	0	1,097	0	100
38	Samco Mutual Fund	735	618	117	84	16
39	IIFCL Mutual Fund (IDF)	634	0	634	0	100
40	Indiabulls Mutual Fund	593	224	369	38	62
41	Taurus Mutual Fund	535	514	20	96	4
42	Shriram Mutual Fund	296	157	139	53	47
	Total of above Mutual Funds	4,084,610	2,286,578	1,798,032	56	44

Highlighted are the top 10 AMCs on the basis of their average AUM.

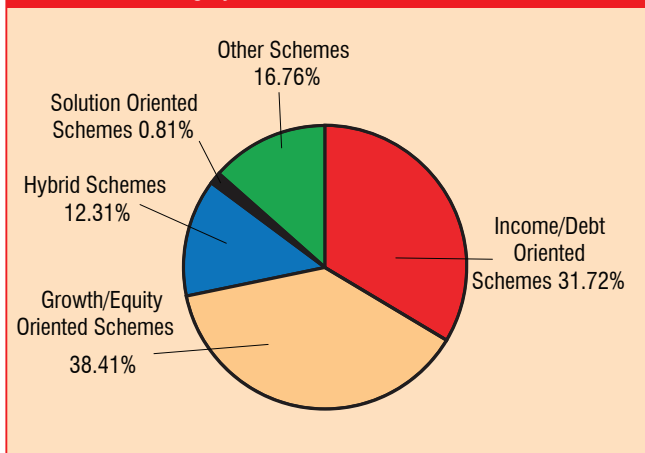
MF Industry AUM Comparison

Mutual Fund Name	Avg. AUM Oct-Dec 2022	Avg. AUM Jul-Sep 2022	Absolute change over a quarter	% Change over a quarter	Avg. AUM Oct-Dec 2021	Absolute change over a year	% Change over a year
Aditya Birla Sun Life Mutual Fund	282,441	283,257	-816	-0.29	299,282	-16,841	-5.63
Axis Mutual Fund	248,929	248,992	-62	-0.02	253,906	-4,976	-1.96
Bank of India Mutual Fund	3,362	3,054	308	10.08	2,727	635	23.29
Baroda BNP Paribas Mutual Fund	23,744	22,895	848	3.71	12,769	10,975	85.94
Canara Robeco Mutual Fund	60,547	55,149	5,398	9.79	45,049	15,498	34.40
DSP Mutual Fund	116,096	111,341	4,755	4.27	110,614	5,483	4.96
Edelweiss Mutual Fund	111,419	104,112	7,307	7.02	79,285	32,133	40.53
Franklin Templeton Mutual Fund	65,191	62,480	2,711	4.34	66,988	-1,798	-2.68
HDFC Mutual Fund	448,494	432,895	15,599	3.60	450,385	-1,891	-0.42
HSBC Mutual Fund	85,979	13,761	72,218	524.80	12,606	73,373	582.03
ICICI Prudential Mutual Fund	510,365	497,269	13,096	2.63	483,519	26,847	5.55
IDBI Mutual Fund	3,907	3,802	106	2.78	4,472	-565	-12.63
IDFC Mutual Fund	119,075	120,051	-976	-0.81	125,352	-6,277	-5.01
IIFCL Mutual Fund (IDF)	634	631	3	0.47	618	16	2.54

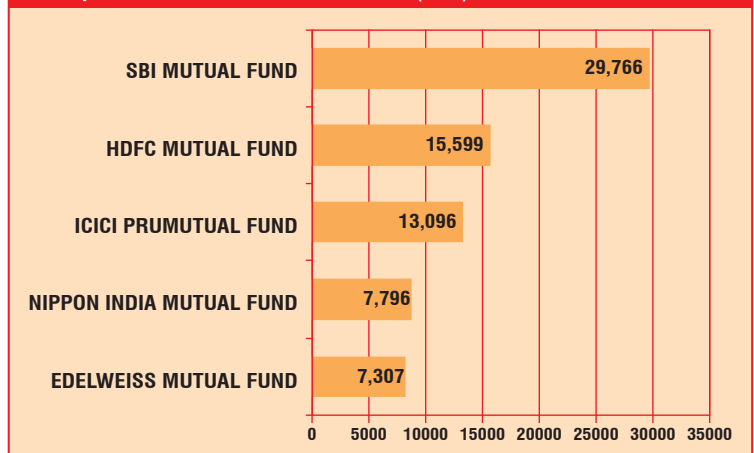
MF Industry AUM Comparison

Mutual Fund Name	Avg. AUM Oct-Dec 2022	Avg. AUM Jul-Sep 2022	Absolute change over a quarter	% Change over a quarter	Avg. AUM Oct-Dec 2021	Absolute change over a year	% Change over a year
IIFL Mutual Fund	4,684	4,691	-7	-0.14	3,750	934	24.91
IL&FS Mutual Fund (IDF)	1,455	1,421	34	2.36	1,280	175	13.63
Indiabulls Mutual Fund	593	581	12	1.99	653	-60	-9.15
Invesco Mutual Fund	45,907	42,331	3,577	8.45	45,155	753	1.67
ITI Mutual Fund	3,298	2,927	371	12.67	2,407	891	37.02
JM Financial Mutual Fund	3,256	3,030	226	7.45	2,020	1,236	61.19
Kotak Mahindra Mutual Fund	288,634	284,018	4,616	1.63	286,883	1,750	0.61
LIC Mutual Fund	17,978	17,879	99	0.55	19,354	-1,376	-7.11
Mahindra Manulife Mutual Fund	9,277	9,171	106	1.16	7,911	1,367	17.27
Mirae Asset Mutual Fund	116,910	110,975	5,935	5.35	101,218	15,692	15.50
Motilal Oswal Mutual Fund	33,273	33,160	113	0.34	35,645	-2,372	-6.66
Navi Mutual Fund	2,184	1,736	449	25.84	930	1,255	134.99
Nippon India Mutual Fund	294,874	287,078	7,796	2.72	282,416	12,458	4.41
NJ Mutual Fund	4,770	4,962	-192	-3.87	3,697	1,072	29.00
PGIM India Mutual Fund	21,116	19,333	1,782	9.22	14,702	6,414	43.62
PPFAS Mutual Fund	31,332	28,411	2,921	10.28	20,515	10,817	52.73
Quant Mutual Fund	15,013	11,155	3,857	34.58	4,664	10,349	221.90
Quantum Mutual Fund	2,104	2,017	87	4.31	2,052	52	2.55
Samco Mutual Fund	735	647	88	13.55	0	735	NA
SBI Mutual Fund	713,542	683,776	29,766	4.35	628,766	84,776	13.48
Shriram Mutual Fund	296	254	43	16.81	227	69	30.52
Sundaram Mutual Fund	44,657	42,422	2,236	5.27	34,362	10,295	29.96
Tata Mutual Fund	94,564	91,315	3,249	3.56	83,554	11,010	13.18
Taurus Mutual Fund	535	518	17	3.37	538	-3	-0.60
Trust Mutual Fund	1,097	967	130	13.45	1,137	-39	-3.47
Union Mutual Fund	9,808	9,390	418	4.45	8,100	1,708	21.08
UTI Mutual Fund	240,890	233,595	7,294	3.12	224,671	16,219	7.22
WhiteOak Capital Mutual Fund	1,644	662	981	148.25	139	1,505	1082.44
Total	4,084,610	3,888,110	196,500	5.05	3,764,320	320,290	8.51

Categorywise AUM as on 30th Dec 2022



Top 5 AMCs Based on Abs. AAUM Growth (₹Cr) For Quarter Oct-Dec 2022



MF Category	Sales	Redemptions	Net Sales	Net AUM
				30-Dec-22
				Dec - 2022
Income/Debt Oriented Schemes	841,370	861,975	-20,604	1,265,127
Growth/Equity Oriented Schemes	29,792	22,511	7,280	1,531,894
Hybrid Schemes	15,816	13,561	2,255	491,076
Solution Oriented Schemes	334	172	162	32,243
Other Schemes	28,319	12,922	15,398	668,396
Total	915,631	911,140	4,491	3,988,735

₹ in Crore

* Source: AMFI

Large Cap Fund

Total Return Index, ^ Expense Ratios as on 30th Dec 2022, * * Holdings data as on 30th Dec 2022*

Scheme Name	Date of Inception	Benchmark #	^ Expense Ratio %	As on 30th Dec 2022		% Change over a quarter		% Exposure in Holdings*		
				Corpus in crs	NAV (Rs)	Corpus	NAV	Top Holding	Total of Top 5	Total of Top 10
Aditya Birla Sun Life Frontline Equity Fund	Aug 02	NIFTY 100 - TRI	1.73	22,063	352.09	2.82%	4.52%	ICICI Bank Ltd.(9.04)	33.05	48.73
Axis Bluechip Fund	Jan 10	S&P BSE 100 - TRI	1.59	35,198	43.67	-1.74%	0.97%	ICICI Bank Ltd.(9.44)	44.96	66.96
Bank of India Bluechip Fund	Jun 21	NIFTY 100 - TRI	2.57	125	10.71	-6.19%	2.59%	HDFC Bank Ltd.(9.47)	26.78	41.57
Baroda BNP Paribas Large Cap Fund	Sep 04	NIFTY 100 - TRI	2.14	1,381	144.67	4.13%	4.93%	HDFC Bank Ltd.(9.02)	35.79	56.25
Canara Robeco Bluechip Equity Fund	Aug 10	S&P BSE 100 - TRI	1.87	8,666	41.95	8.49%	3.97%	HDFC Bank Ltd.(9.91)	32.86	50.84
DSP Top 100 Equity Fund	Mar 03	S&P BSE 100 - TRI	2.08	2,701	294.71	1.74%	3.47%	HDFC Bank Ltd.(9.96)	36.91	57.09
Edelweiss Large Cap Fund	May 09	NIFTY 100 - TRI	2.45	382	56.34	7.81%	5.23%	HDFC Bank Ltd.(8.07)	29.02	41.66
Franklin India Bluechip Fund	Dec 93	NIFTY 100 - TRI	1.87	6,495	694.27	2.15%	3.18%	HDFC Bank Ltd.(8.78)	36.34	57.24
HDFC Top 100 Fund	Oct 96	NIFTY 100 - TRI	1.71	22,703	753.20	6.19%	7.40%	HDFC Bank Ltd.(8.78)	34.95	55.86
HSBC Large Cap Fund	Dec 02	NIFTY 100 - TRI	2.22	1,501	322.63	98.99%	4.44%	HDFC Bank Ltd.(9.77)	40.78	63.29
ICICI Prudential Bluechip Fund	May 08	NIFTY 100 - TRI	1.67	35,049	69.69	6.82%	6.43%	ICICI Bank Ltd.(9.43)	36.97	58.38
IDBI India Top 100 Equity Fund	Apr 12	NIFTY 100 - TRI	2.47	614	40.60	1.91%	4.42%	HDFC Bank Ltd.(8.16)	32.23	46.82
IDFC Large Cap Fund	Jun 06	S&P BSE 100 - TRI	2.25	1,081	49.34	0.76%	1.47%	HDFC Bank Ltd.(9.97)	33.67	52.95
Indiabulls Blue Chip Fund	Feb 12	NIFTY 100 - TRI	2.42	98	29.93	3.39%	5.57%	HDFC Bank Ltd.(9.15)	39.91	60.02
Invesco India Largecap Fund	Aug 09	NIFTY 100 - TRI	2.30	748	43.83	4.38%	2.55%	HDFC Bank Ltd.(9.8)	42.12	63.19
ITI Large Cap Fund	Dec 20	NIFTY 100 - TRI	2.52	207	12.27	6.95%	6.01%	Reliance Industries Ltd.(7.87)	34.75	59.40
JM Large Cap Fund	Apr 95	S&P BSE 100 - TRI	2.50	48	102.57	-1.17%	5.21%	HDFC Bank Ltd.(6.82)	33.80	55.66
Kotak Bluechip Fund	Dec 98	NIFTY 100 - TRI	1.94	5,256	382.99	6.52%	4.39%	ICICI Bank Ltd.(7.21)	33.96	50.14
LIC MF Large Cap Fund	Sep 99	NIFTY 100 - TRI	2.46	683	40.53	1.30%	3.18%	HDFC Bank Ltd.(9.68)	36.07	55.22
Mahindra Manulife Large Cap Pragati Yojana	Mar 19	NIFTY 100 - TRI	2.67	216	15.90	8.12%	3.59%	HDFC Bank Ltd.(9.21)	40.32	62.91
Mirae Asset Large Cap Fund	Apr 08	NIFTY 100 - TRI	1.57	34,194	80.09	3.68%	3.94%	HDFC Bank Ltd.(10.74)	38.79	55.01
Nippon India Large Cap Fund	Aug 07	S&P BSE 100 - TRI	1.87	12,612	55.16	5.53%	4.85%	Housing Development Finance Corporation Ltd.(6.7)	33.78	55.65
PGIM India Large Cap Fund	Jan 03	NIFTY 100 - TRI	2.51	428	248.74	9.20%	5.90%	HDFC Bank Ltd.(9.42)	36.42	59.06
Quant Large Cap Fund	Aug 22	NIFTY 100 - TRI	2.63	264	10.12	7.83%	2.71%	Reliance Industries Ltd.(9.51)	44.76	73.84
SBI Blue Chip Fund	Feb 06	S&P BSE 100 - TRI	1.59	34,622	63.64	4.85%	4.89%	HDFC Bank Ltd.(9.18)	30.84	47.41
Sundaram Large Cap Fund	Oct 20	NIFTY 100 - TRI	1.94	3,042	15.40	2.70%	5.66%	ICICI Bank Ltd.(8.6)	32.58	51.38
Tata Large Cap Fund	May 98	NIFTY 100 - TRI	2.37	1,410	342.80	8.18%	5.73%	ICICI Bank Ltd.(6.32)	37.90	56.33
Taurus Largecap Equity Fund	Aug 95	S&P BSE 100 - TRI	2.61	34	107.32	-2.58%	0.40%	Macrotech Developers Ltd.(6.91)	30.96	49.26
Union Largecap Fund	May 17	S&P BSE 100 - TRI	2.60	239	16.71	2.83%	4.76%	HDFC Bank Ltd.(9.41)	29.72	47.91
UTI Master Share	Aug 05	S&P BSE 100 - TRI	2.03	10,659	194.50	2.55%	2.30%	ICICI Bank Ltd.(9.6)	33.19	47.58
Average			2.17			6.94%			35.47	54.92

Large & Mid Cap Fund

Scheme Name	Date of Inception	Benchmark #	^ Expense Ratio %	As on 30th Dec 2022		% Change over a quarter		% Exposure in Holdings*		
				Corpus in crs	NAV (Rs)	Corpus	NAV	Top Holding	Total of Top 5	Total of Top 10
Aditya Birla Sun Life Equity Advantage Fund	Apr 01	S&P BSE 250 LargeMidCap Index - TRI	1.94	5,216	602.36	-3.03%	0.33%	ICICI Bank Ltd.(9.5)	25.41	42.34
Axis Growth Opportunities Fund	Oct 18	NIFTY LargeMidcap 250 - TRI	1.85	8,257	19.48	-0.92%	-1.96%	Bajaj Finance Ltd.(8.47)	34.44	52.11
Bank of India Large & Mid Cap Equity Fund	Oct 08	S&P BSE 250 LargeMidCap Index - TRI	2.57	213	57.09	3.33%	3.63%	HDFC Bank Ltd.(8.61)	21.90	37.67
Baroda BNP Paribas Large & Mid Cap Fund	Sep 20	S&P BSE 250 LargeMidCap Index - TRI	2.48	736	16.62	-1.25%	4.90%	ICICI Bank Ltd.(8.48)	26.73	39.75
Canara Robeco Emerging Equities Fund	Mar 05	NIFTY LargeMidcap 250 - TRI	1.76	15,500	162.37	4.24%	0.98%	HDFC Bank Ltd.(7.02)	21.99	34.76
DSP Equity Opportunities Fund	May 00	NIFTY LargeMidcap 250 - TRI	1.87	7,295	366.60	4.05%	3.84%	HDFC Bank Ltd.(6.8)	26.68	40.86
Edelweiss Large & Mid Cap Fund	Jun 07	NIFTY LargeMidcap 250 - TRI	2.16	1,672	53.67	8.34%	1.47%	ICICI Bank Ltd.(6.92)	21.75	35.08
Franklin India Equity Advantage Fund	Mar 05	NIFTY LargeMidcap 250 - TRI	2.10	2,670	120.79	-0.75%	0.96%	HDFC Bank Ltd.(5.65)	34.83	49.58
HDFC Large and Mid Cap Fund	Mar 94	NIFTY LargeMidcap 250 - TRI	1.84	7,866	200.19	11.24%	4.34%	HDFC Bank Ltd.(5.59)	23.91	38.06
HSBC Large and Mid Cap Equity Fund	Mar 19	NIFTY LargeMidcap 250 - TRI	2.11	2,076	15.66	319.87%	2.10%	ICICI Bank Ltd.(5.61)	27.54	40.24
ICICI Prudential Large & Mid Cap Fund	Jul 98	NIFTY LargeMidcap 250 - TRI	2.05	6,210	588.30	9.32%	5.74%	HDFC Bank Ltd.(8.13)	30.63	45.56
IDFC Core Equity Fund	Aug 05	NIFTY LargeMidcap 250 - TRI	2.07	2,471	74.09	3.88%	5.60%	ICICI Bank Ltd.(6.69)	26.70	39.51
Invesco India Growth Opportunities Fund	Aug 07	NIFTY LargeMidcap 250 - TRI	1.90	3,869	53.13	1.12%	3.03%	ICICI Bank Ltd.(7.83)	26.07	40.21
Kotak Equity Opportunities Fund	Sep 04	NIFTY LargeMidcap 250 - TRI	1.79	11,555	207.84	7.40%	3.73%	State Bank Of India(5.85)	23.67	38.54
LIC MF Large & Mid Cap Fund	Feb 15	NIFTY LargeMidcap 250 - TRI	2.09	1,918	24.03	-2.49%	-2.50%	ICICI Bank Ltd.(5.98)	23.20	34.79
Mahindra Manulife Top 250 Nivesh Yojana	Dec 19	NIFTY LargeMidcap 250 - TRI	2.35	1,079	17.30	9.52%	2.21%	ICICI Bank Ltd.(4.46)	22.73	36.01
Mirae Asset Emerging Bluechip Fund	Jul 10	NIFTY LargeMidcap 250 - TRI	1.75	24,055	96.77	4.92%	3.20%	HDFC Bank Ltd.(5.89)	24.65	38.26
Motilal Oswal Large and Midcap Fund	Oct 19	NIFTY LargeMidcap 250 - TRI	2.34	1,405	17.24	5.18%	5.96%	Axis Bank Ltd.(6.07)	26.66	46.71
Navi Large & Midcap Fund	Dec 15	S&P BSE 250 LargeMidCap Index - TRI	2.31	243	24.70	-0.58%	1.43%	Reliance Industries Ltd.(5.71)	20.06	34.14
Nippon India Vision Fund	Oct 95	NIFTY LargeMidcap 250 - TRI	2.07	3,147	843.90	-0.25%	2.64%	HDFC Bank Ltd.(6.65)	19.27	31.16
Quant Large & Mid Cap Fund	Dec 06	NIFTY LargeMidcap 250 - TRI	2.31	549	74.90	74.71%	6.70%	Reliance Industries Ltd.(8.07)	37.05	67.59
SBI Large & Midcap Fund	May 05	NIFTY LargeMidcap 250 - TRI	1.80	9,077	394.90	13.05%	1.93%	ICICI Bank Ltd.(6.29)	21.43	33.56
Sundaram Large & Midcap Fund	Feb 07	NIFTY LargeMidcap 250 - TRI	1.88	5,135	55.49	0.89%	2.09%	ICICI Bank Ltd.(5.9)	21.78	37.10
Tata Large & Mid Cap Fund	Feb 93	NIFTY LargeMidcap 250 - TRI	2.08	3,705	362.14	30.20%	19.65%	ICICI Bank Ltd.(7.46)	31.34	49.57
Union Large & Midcap Fund	Dec 19	S&P BSE 250 LargeMidCap Index - TRI	2.58	408	16.75	28.25%	13.71%	HDFC Bank Ltd.(6.26)	18.54	30.31
UTI Core Equity Fund	May 09	NIFTY LargeMidcap 250 - TRI	2.47	1,519	102.44	20.88%	15.14%	HDFC Bank Ltd.(5.69)	20.80	35.59
Average			2.10			21.20%			25.38	40.35

Flexi Cap Fund

Scheme Name	Date of Inception	Benchmark #	^ Expense Ratio %	As on 30th Dec 2022		% Change over a quarter		% Exposure in Holdings*		
				Corpus in crs	NAV (Rs)	Corpus	NAV	Top Holding	Total of Top 5	Total of Top 10
Aditya Birla SL Flexi Cap Fund	Aug 98	NIFTY 500 - TRI	1.77	16,192	1140.50	2.91%	3.97%	ICICI Bank Ltd.(9.78)	34.94	49.45
Axis Flexi Cap Fund	Nov 17	NIFTY 500 - TRI	1.82	10,764	17.82	-2.50%	-0.78%	ICICI Bank Ltd.(9.37)	38.02	55.97
Bank of India Flexi Cap Fund	Jun 20	S&P BSE 500 - TRI	2.62	345	19.93	6.63%	4.24%	State Bank Of India(6.95)	18.73	30.11
Baroda BNP Paribas Flexi Cap Fund	Aug 22	NIFTY 500 - TRI	2.08	1,387	10.06	-4.24%	3.53%	HDFC Bank Ltd.(8.22)	31.56	45.06
Canara Rob Flexi Cap Fund	Sep 03	S&P BSE 500 - TRI	1.80	8,730	225.44	5.90%	3.10%	HDFC Bank Ltd.(9.2)	25.94	41.66
DSP Flexi Cap Fund	Jun 07	NIFTY 500 - TRI	1.84	7,910	64.20	1.12%	1.82%	HDFC Bank Ltd.(9.73)	26.77	41.26
Edelweiss Flexi Cap Fund	Feb 15	NIFTY 500 - TRI	2.19	1,066	23.35	4.63%	2.95%	ICICI Bank Ltd.(9.1)	28.90	42.81
Franklin India Flexi Cap Fund	Sep 94	NIFTY 500 - TRI	1.82	10,431	1012.64	4.29%	5.13%	HDFC Bank Ltd.(8.59)	36.58	53.96
HDFC Flexi Cap Fund	Jan 95	NIFTY 500 - TRI	1.65	32,155	1153.21	8.09%	8.16%	ICICI Bank Ltd.(8.83)	34.77	53.03
HSBC Flexi Cap Fund	Feb 04	NIFTY 500 - TRI	1.98	3,235	129.42	16.05%	9.23%	Reliance Industries Ltd.(5.52)	36.36	51.18
ICICI Prudential Flexicap Fund	Jul 21	S&P BSE 500 - TRI	1.77	11,469	11.65	-2.03%	3.28%	HDFC Bank Ltd.(9.49)	23.44	37.64
IDBI Flexi Cap Fund	Mar 14	NIFTY 500 - TRI	2.53	369	34.83	-1.48%	0.43%	HDFC Bank Ltd.(7.65)	23.89	39.72
IDFC Flexi Cap Fund	Sep 05	S&P BSE 500 - TRI	2.00	5,804	137.92	0.08%	1.05%	ICICI Bank Ltd.(9.55)	30.83	45.20
Invesco India Flexi Cap Fund	Feb 22	S&P BSE 500 - TRI	2.25	945	10.52	4.23%	2.83%	HDFC Bank Ltd.(9.27)	33.37	46.96
JM Flexicap Fund	Sep 08	S&P BSE 500 - TRI	2.59	250	55.80	10.96%	6.81%	HDFC Bank Ltd.(8.2)	26.03	44.92
Kotak Flexicap Fund	Sep 09	NIFTY 500 - TRI	1.57	37,418	55.00	4.13%	5.63%	ICICI Bank Ltd.(9.43)	32.58	53.50
LIC MF Flexi Cap Fund	Mar 98	NIFTY 500 - TRI	2.55	397	65.66	-3.28%	0.00%	ICICI Bank Ltd.(8.16)	34.23	48.21
Mahindra Manulife Flexi Cap Yojana	Aug 21	NIFTY 500 - TRI	2.23	942	10.36	-2.46%	3.07%	HDFC Bank Ltd.(9.65)	21.74	26.13
Motilal Oswal Flexi Cap Fund	Apr 14	NIFTY 500 - TRI	1.85	8,911	33.47	-4.87%	-1.21%	ICICI Bank Ltd.(8)	32.34	55.82
Navi Flexi Cap Fund	Jul 18	NIFTY 500 - TRI	2.34	212	16.28	1.31%	3.49%	ICICI Bank Ltd.(9.24)	24.72	39.65
Nippon India Flexi Cap Fund	Aug 21	NIFTY 500 - TRI	2.16	4,168	10.72	0.12%	1.31%	HDFC Bank Ltd.(6.95)	24.21	36.36
Parag Parikh Flexi Cap Fund	May 13	NIFTY 500 - TRI	1.65	28,248	47.71	8.51%	2.06%	Housing Development Finance Corporation Ltd.(8.37)	38.24	64.44
PGIM India Flexi Cap Fund	Mar 15	NIFTY 500 - TRI	1.94	5,284	25.38	3.91%	2.26%	HDFC Bank Ltd.(8.29)	21.32	37.26
Quant Flexi Cap Fund	Sep 08	NIFTY 500 - TRI	2.33	920	64.09	43.82%	5.53%	Reliance Industries Ltd.(7.25)	35.73	59.84
Samco Flexi Cap Fund	Feb 22	NIFTY 500 - TRI	2.43	685	9.33	1.83%	-1.27%	Bajaj Finserv Ltd.(8.71)	37.56	61.46
SBI Flexicap Fund	Sep 05	S&P BSE 500 - TRI	1.71	16,160	76.39	2.28%	2.53%	HDFC Bank Ltd.(7.29)	26.60	40.67
Shriram Flexi Cap Fund	Sep 18	NIFTY 500 - TRI	2.55	64	15.01	0.34%	2.74%	Reliance Industries Ltd.(8.13)	34.69	52.78
Sundaram Flexi Cap Fund	Sep 22	NIFTY 500 - TRI	2.07	1,888	10.04	9.04%	3.49%	Reliance Industries Ltd.(6.98)	25.48	39.48
Tata Flexi Cap Fund	Sep 18	NIFTY 500 - TRI	2.12	2,208	15.70	-0.41%	0.32%	HDFC Bank Ltd.(9.68)	28.33	43.91
Taurus Flexi Cap Fund	Jan 94	S&P BSE 500 - TRI	2.64	255	153.14	0.57%	1.17%	Vedanta Ltd.(4.5)	28.08	44.77
Union Flexi Cap Fund	Jun 11	S&P BSE 500 - TRI	2.28	1,361	33.92	5.85%	3.19%	HDFC Bank Ltd.(9.1)	27.73	43.63
UTI Flexi Cap Fund	Aug 05	NIFTY 500 - TRI	1.74	24,929	232.00	-3.32%	-2.88%	LTIMindtree Ltd.(6.33)	25.42	41.96
White Oak Capital Flexi Cap Fund	Aug 22	S&P BSE 500 - TRI	2.23	972	10.44	28.34%	1.92%	ICICI Bank Ltd.(7.14)	22.09	34.94
Average			2.09			4.56%			29.43	45.57

Multi Cap Fund

Scheme Name	Date of Inception	Benchmark #	^ Expense Ratio %	As on 30th Dec 2022		% Change over a quarter		% Exposure in Holdings*		
				Corpus in crs	NAV (Rs)	Corpus	NAV	Top Holding	Total of Top 5	Total of Top 10
Aditya Birla SL Multi Cap Fund	May 21	Nifty500 Multicap 50:25:25 - TRI	2.08	3,748	12.39	1.89%	2.57%	ICICI Bank Ltd.(5.54)	17.41	29.97
Axis Multicap Fund	Dec 21	Nifty500 Multicap 50:25:25 - TRI	1.84	5,085	9.89	-6.03%	1.33%	ICICI Bank Ltd.(7.91)	23.60	38.07
Baroda BNP Paribas Multi Cap Fund	Sep 03	Nifty500 Multicap 50:25:25 - TRI	2.26	1,678	172.17	1.32%	3.21%	ICICI Bank Ltd.(5.92)	25.65	39.20
HDFC Multi Cap Fund	Dec 21	Nifty500 Multicap 50:25:25 - TRI	1.89	5,880	11.06	6.14%	5.02%	ICICI Bank Ltd.(4.09)	15.04	24.25
ICICI Pru Multicap Fund	Oct 94	Nifty500 Multicap 50:25:25 - TRI	1.95	7,037	466.63	3.63%	3.58%	ICICI Bank Ltd.(6.45)	23.18	34.83
IDFC Multi Cap Fund	Dec 21	Nifty500 Multicap 50:25:25 - TRI	2.30	1,197	10.78	6.88%	3.77%	ICICI Bank Ltd.(3.16)	12.99	23.49
Invesco India Multicap Fund	Mar 08	Nifty500 Multicap 50:25:25 - TRI	2.01	2,376	79.31	6.46%	2.28%	ICICI Bank Ltd.(6.21)	20.63	34.45
ITI Multicap Fund	May 19	Nifty500 Multicap 50:25:25 - TRI	2.64	515	14.10	14.24%	3.30%	HDFC Bank Ltd.(3.74)	42.66	71.43
Kotak Multicap Fund	Sep 21	Nifty500 Multicap 50:25:25 - TRI	1.93	4,125	10.67	-0.99%	4.76%	Maruti Suzuki India Ltd.(5.71)	22.01	35.93
Mahindra Manulife Multi Cap Badhat Yojana	May 17	Nifty500 Multicap 50:25:25 - TRI	2.29	1,545	21.03	8.30%	2.52%	Infosys Ltd.(4.36)	24.97	37.18
Nippon India Multi Cap Fund	Mar 05	Nifty500 Multicap 50:25:25 - TRI	1.92	14,160	166.24	4.67%	2.05%	HDFC Bank Ltd.(4.37)	25.88	39.03
Quant Active Fund	Mar 01	Nifty500 Multicap 50:25:25 - TRI	2.63	3,544	458.54	17.19%	5.31%	ITC Ltd.(8.27)	37.23	58.26
SBI Multicap Fund	Mar 22	Nifty500 Multicap 50:25:25 - TRI	1.84	12,147	10.68	4.93%	0.39%	State Bank Of India(7.58)	25.69	42.51
Sundaram Multi Cap Fund	Oct 00	Nifty500 Multicap 50:25:25 - TRI	2.13	1,847	238.35	-0.69%	0.22%	Reliance Industries Ltd.(5.83)	20.86	32.97
Average			2.12			4.85%			24.13	38.69

Mid Cap Fund

Scheme Name	Date of Inception	Benchmark #	Expense Ratio %	As on 30th Dec 2022		% Change over a quarter		% Exposure in Holdings*		
				Corpus in crs	NAV (Rs)	Corpus	NAV	Top Holding	Total of Top 5	Total of Top 10
Aditya Birla Sun Life Midcap Fund	Oct 02	Nifty Midcap 150 - TRI	2.07	3,481	451.61	-1.93%	-2.48%	Gujarat Fluorochemicals Ltd.(4.09)	19.18	32.74
Axis MidCap Fund	Feb 11	S&P BSE 150 MidCap - TRI	1.76	19,144	66.47	-1.63%	-2.68%	Cholamandlam Investment & Finance(4.22)	18.88	34.79
Baroda BNP Paribas Mid Cap Fund	May 06	Nifty Midcap 150 - TRI	2.19	1,228	60.03	2.23%	2.04%	Trent Ltd.(4.40)	17.84	31.75
DSP Mid Cap Fund	Nov 06	Nifty Midcap 150 - TRI	1.76	13,699	86.49	-3.15%	-1.47%	Supreme Industries Ltd.(4.36)	17.33	31.94
Edelweiss Mid Cap Fund	Dec 07	Nifty Midcap 150 - TRI	2.11	2,481	52.40	8.30%	0.19%	The Federal Bank Ltd.(5.15)	18.05	32.07
Franklin India Prima Fund	Dec 93	Nifty Midcap 150 - TRI	1.88	7,602	1532.11	0.30%	1.20%	The Federal Bank Ltd.(3.85)	18.56	33.75
HDFC Mid Cap Opportunities Fund	Jun 07	Nifty Midcap 150 - TRI	1.63	35,731	102.52	4.60%	4.70%	The Indian Hotels Company Ltd.(4.64)	22.28	37.82
HSBC Midcap Fund	Aug 04	Nifty Midcap 150 - TRI	1.83	7,444	208.55	13.09%	0.88%	Emami Ltd.(2.89)	17.21	31.77
ICICI Prudential MidCap Fund	Oct 04	Nifty Midcap 150 - TRI	2.12	3,666	168.36	2.64%	1.80%	TVS Motor Company Ltd.(4.51)	18.90	33.27
IDBI Midcap Fund	Feb 17	Nifty Midcap 150 - TRI	2.55	188	16.87	-2.87%	0.00%	The Federal Bank Ltd.(4.55)	16.26	30.22
IDFC Midcap Fund	Aug 22	S&P BSE 150 MidCap - TRI	2.48	613	9.84	4.85%	-1.48%	ICICI Bank Ltd.(4.84)	18.09	32.41
Invesco India Midcap Fund	Apr 07	S&P BSE 150 MidCap - TRI	1.99	2,678	89.85	5.33%	3.05%	Indian Bank(3.04)	17.62	32.10
ITI Mid Cap Fund	Mar 21	Nifty Midcap 150 - TRI	2.54	426	11.55	3.39%	-0.22%	The Federal Bank Ltd.(3.18)	18.38	34.79
Kotak Emerging Equity Fund	Apr 07	Nifty Midcap 150 - TRI	1.69	23,335	76.37	6.09%	1.02%	Supreme Industries Ltd.(4.23)	18.60	31.76
Mahindra Manulife Mid Cap Unnati Yojana	Jan 18	Nifty Midcap 150 - TRI	2.32	1,063	17.57	3.27%	0.39%	The Federal Bank Ltd.(4.09)	14.57	27.41
Mirae Asset Midcap Fund	Jul 19	Nifty Midcap 150 - TRI	1.79	9,002	21.80	6.67%	2.64%	The Federal Bank Ltd.(4.37)	17.61	32.27
Motilal Oswal Midcap 30 Fund	Feb 14	Nifty Midcap 150 - TRI	2.04	3,627	50.56	6.39%	-2.24%	CG Power and Industrial Solutions Ltd.(10.62)	38.79	61.10
Nippon India Growth Fund	Oct 95	Nifty Midcap 150 - TRI	1.90	13,597	2162.32	2.69%	1.16%	AU Small Finance Bank Ltd.(3.58)	18.26	31.69
PGIM India Midcap Opportunities Fund	Dec 13	Nifty Midcap 150 - TRI	1.93	7,558	43.71	8.69%	-1.91%	Cummins India Ltd.(4.15)	19.14	34.55
Quant Mid Cap Fund	Feb 01	Nifty Midcap 150 - TRI	2.68	1,330	138.09	54.23%	5.82%	Punjab National Bank(8.28)	34.96	58.82
SBI Magnum MidCap Fund	Apr 05	Nifty Free Float Midcap 150 - TRI	1.81	8,426	145.33	2.81%	-2.20%	CRISIL Ltd.(5.09)	22.59	38.72
Sundaram Mid Cap Fund	Jul 02	Nifty Midcap 100 - TRI	1.86	7,320	744.68	-1.25%	0.41%	The Federal Bank Ltd.(3.72)	15.77	28.62
Tata Mid Cap Growth Fund	Jul 94	Nifty Midcap 150 - TRI	2.28	1,778	247.24	4.25%	1.20%	Indian Bank(3.89)	17.53	30.93
Taurus Discovery (Midcap) Fund	Jan 96	Nifty Midcap 150 - TRI	2.56	78	77.42	3.31%	5.10%	AMI Organics Ltd.(6.42)	14.77	27.44
Union Midcap Fund	Mar 20	S&P BSE 150 MidCap - TRI	2.51	573	27.98	3.97%	-3.32%	Max Healthcare Institute Ltd.(3.17)	14.75	27.36
UTI Mid Cap Fund	Aug 05	Nifty Midcap 150 - TRI	2.11	7,230	188.93	-0.30%	-0.99%	Tube Investments of India Ltd.(4.37)	17.83	29.28
White Oak Capital Mid Cap Fund	Sep 22	S&P BSE 150 MidCap - TRI	2.45	434	10.10	19.82%	1.29%	Persistent Systems Ltd.(4.01)	17.33	31.02
Average			2.11			5.77%			19.30	34.09

Small Cap Fund

Scheme Name	Date of Inception	Benchmark #	Expense Ratio %	As on 30th Dec 2022		% Change over a quarter		% Exposure in Holdings*		
				Corpus in crs	NAV (Rs)	Corpus	NAV	Top Holding	Total of Top 5	Total of Top 10
Aditya Birla Sun Life Small Cap Fund	May 07	S&P BSE 250 Small Cap - TRI	2.04	2,979	51.98	0.24%	-0.30%	JK Cement Ltd.(3.51)	16.42	27.64
Axis Small Cap Fund	Nov 13	Nifty Smallcap 250 - TRI	1.85	11,390	63.78	5.85%	0.95%	Narayana Hrudayalaya Ltd.(4.51)	22.07	37.61
Bank of India Small Cap Fund	Dec 18	Nifty Smallcap 250 - TRI	2.67	412	26.79	8.90%	-1.14%	Timken India Ltd.(3.13)	13.23	24.36
Canara Robeco Small Cap Fund	Feb 19	Nifty Smallcap 250 - TRI	2.06	4,568	24.68	21.24%	0.94%	City Union Bank Ltd.(2.64)	15.84	29.38
DSP Small Cap Fund	Jun 07	S&P BSE 250 Small Cap - TRI	1.86	9,161	113.46	1.05%	0.57%	Triveni Engineering & Industries Ltd.(3.36)	18.61	32.71
Edelweiss Small Cap Fund	Feb 19	Nifty Smallcap 250 - TRI	2.20	1,438	25.38	7.80%	0.91%	Westlife Foodworld Ltd(3.44)	13.01	23.65
Franklin India Smaller Companies Fund	Jan 06	Nifty Smallcap 250 - TRI	1.90	7,288	95.83	2.13%	3.30%	Brigade Enterprises Ltd.(4.34)	19.14	32.56
HDFC Small Cap Fund	Apr 08	S&P BSE 250 Small Cap - TRI	1.77	14,649	79.78	5.54%	4.87%	Bajaj Electricals Ltd.(4.58)	25.04	39.06
HSBC Small Cap Fund	May 05	Nifty Smallcap 250 - TRI	1.85	8,697	47.20	3.45%	0.78%	K.P.R. Mill Ltd.(3.02)	17.66	38.15
ICICI Prudential Smallcap Fund	Oct 07	Nifty Smallcap 250 - TRI	2.08	4,599	54.09	8.58%	0.58%	Inox Leisure Ltd.(3.7)	18.41	32.89
IDBI Small Cap Fund	Jun 17	Nifty Smallcap 250 - TRI	2.54	150	18.20	-2.56%	-1.89%	Elgi Equipments Ltd.(5.55)	18.19	32.36
IDFC Emerging Businesses Fund	Feb 20	S&P BSE 250 Small Cap - TRI	2.20	1,470	21.34	-0.76%	-0.56%	Shaily Engineering Plastics Ltd.(3.1)	17.86	29.58
Invesco India Smallcap Fund	Oct 18	S&P BSE 250 Small Cap - TRI	2.19	1,407	21.70	3.12%	1.35%	Craftsman Automation Ltd.(4.1)	17.81	32.60
ITI Small Cap Fund	Feb 20	Nifty Smallcap 250 - TRI	2.37	849	14.35	106.06%	2.10%	Gujarat Fluorochemicals Ltd.(2.79)	42.46	73.80
Kotak Small Cap Fund	Feb 05	Nifty Smallcap 250 - TRI	1.90	8,498	162.37	0.34%	-1.88%	Carborundum Universal Ltd.(4.32)	18.96	32.86
Nippon India Small Cap Fund	Sep 10	Nifty Smallcap 250 - TRI	1.83	23,701	93.01	6.96%	2.66%	Tube Investments of India Ltd.(3.83)	14.12	23.69
PGIM India Small Cap Fund	Jul 21	Nifty Smallcap 250 - TRI	2.08	2,109	10.83	0.50%	-2.08%	Timken India Ltd.(3.8)	19.15	33.69
Quant Small Cap Fund	Oct 96	Nifty Smallcap 250 - TRI	2.67	2,870	144.95	30.09%	9.00%	ITC Ltd.(7.42)	23.83	41.35
SBI Small Cap Fund	Sep 09	S&P BSE 250 Small Cap - TRI	1.84	15,348	114.02	5.89%	0.20%	Blue Star Ltd.(3.68)	17.78	32.76
Sundaram Small Cap Fund	Feb 05	Nifty Smallcap 100 - TRI	2.12	2,021	149.47	-0.91%	0.79%	KSB Ltd.(3.47)	15.90	29.89
Tata Small Cap Fund	Nov 18	Nifty Smallcap 250 - TRI	2.19	3,117	23.90	21.22%	4.85%	IDFC Ltd.(4.31)	24.48	41.44
Union Small Cap Fund	Jun 14	S&P BSE 250 Small Cap - TRI	2.53	712	29.29	-35.07%	-6.06%	Krishna Institute of Medical Sciences Ltd(3.33)	15.51	28.96
UTI Small Cap Fund	Dec 20	Nifty Smallcap 250 - TRI	2.27	2,389	15.60	2.17%	-0.72%	Karur Vysya Bank Ltd.(2.89)	11.37	21.37
Average			2.13			8.78%			18.99	33.58

Focused Fund

Scheme Name	Date of Inception	Benchmark #	^ Expense Ratio %	As on 30th Dec 2022		% Change over a quarter		% Exposure in Holdings*		
				Corpus in crs	NAV (Rs)	Corpus	NAV	Top Holding	Total of Top 5	Total of Top 10
Aditya Birla Sun Life Focused Equity Fund	Oct 05	NIFTY 500 - TRI	1.92	5,875	92.77	2.85%	4.16%	ICICI Bank Ltd.(9.58)	35.67	54.23
Axis Focused 25 Fund	Jul 12	NIFTY 500 - TRI	1.75	16,724	39.45	-7.54%	-2.33%	Avenue Supermarts Ltd.(9.29)	40.48	65.07
Baroda BNP Paribas Focused Fund	Sep 17	NIFTY 500 - TRI	2.44	287	14.79	6.09%	2.05%	HDFC Bank Ltd.(9.94)	36.18	56.91
Canara Rob Focused Equity Fund	May 21	S&P BSE 500 - TRI	2.08	1,733	12.63	4.08%	3.02%	HDFC Bank Ltd.(9.66)	32.28	52.64
DSP Focus Fund	Jun 10	NIFTY 500 - TRI	2.14	1,841	32.88	-4.13%	-2.04%	ICICI Bank Ltd.(9.88)	40.86	63.44
Edelweiss Focused Equity Fund	Aug 22	NIFTY 500 - TRI	2.53	475	10.32	13.08%	2.86%	ICICI Bank Ltd.(8.51)	33.20	53.08
Franklin India Focused Equity Fund	Jul 07	NIFTY 500 - TRI	1.85	8,414	71.00	4.23%	4.56%	HDFC Bank Ltd.(9.87)	35.79	56.17
HDFC Focused 30 Fund	Sep 04	NIFTY 500 - TRI	1.98	3,198	133.97	37.29%	6.13%	HDFC Bank Ltd.(8.66)	34.68	54.25
HSBC Focused Fund	Jul 20	NIFTY 500 - TRI	2.18	1,440	16.05	53.20%	3.54%	HDFC Bank Ltd.(9.9)	38.32	60.05
ICICI Prudential Focused Equity Fund	Jun 09	S&P BSE 500 - TRI	1.94	3,956	52.25	9.27%	5.64%	ICICI Bank Ltd.(7.69)	28.71	49.89
IDBI Focused 30 Equity Fund	Nov 17	NIFTY 500 - TRI	2.53	131	15.57	0.93%	4.08%	HDFC Bank Ltd.(9.56)	39.08	59.86
IDFC Focused Equity Fund	Mar 06	S&P BSE 500 - TRI	2.19	1,257	52.21	-4.27%	-0.65%	HDFC Bank Ltd.(9.85)	38.74	57.91
IIFL Focused Equity Fund	Oct 14	S&P BSE 500 - TRI	1.92	3,417	30.45	5.75%	4.34%	HDFC Bank Ltd.(8.9)	32.94	52.86
Invesco India Focused 20 Equity Fund	Sep 20	S&P BSE 500 - TRI	2.10	1,713	14.96	0.96%	1.98%	ICICI Bank Ltd.(9.66)	33.99	60.10
JM Focused Fund	Mar 08	S&P BSE 500 - TRI	2.51	45	12.40	5.32%	7.03%	HDFC Bank Ltd.(9.01)	49.20	93.22
Kotak Focused Equity Fund	Jul 19	NIFTY 500 - TRI	2.08	2,525	16.74	4.35%	3.20%	HDFC Bank Ltd.(7.73)	34.76	54.88
Mahindra Manulife Focused Equity Yojana	Nov 20	NIFTY 500 - TRI	2.47	641	16.24	9.03%	6.36%	HDFC Bank Ltd.(9.41)	37.15	56.52
Mirae Asset Focused Fund	May 19	NIFTY 500 - TRI	1.76	8,802	18.64	2.49%	2.61%	HDFC Bank Ltd.(10.93)	36.98	55.20
Motilal Oswal Focused 25 Fund	May 13	NIFTY 500 - TRI	2.18	1,741	33.23	-0.03%	1.75%	HDFC Bank Ltd.(9.99)	44.62	72.26
Nippon India Focused Equity Fund	Dec 06	S&P BSE 500 - TRI	1.94	6,236	81.33	3.25%	2.85%	Axis Bank Ltd.(7.73)	34.10	55.80
Quant Focused Fund	Aug 08	NIFTY 500 - TRI	2.62	197	58.88	37.31%	4.79%	Bikaji Foods International Ltd.(8.92)	42.44	73.46
SBI Focused Equity Fund	Oct 04	S&P BSE 500 - TRI	1.60	27,819	230.00	0.77%	-0.31%	HDFC Bank Ltd.(9.99)	29.29	52.09
Sundaram Select Focus Fund	Jul 02	NIFTY 500 - TRI	2.47	793	109.98	7.73%	3.35%	ICICI Bank Ltd.(8.01)	32.07	51.25
Tata Focused Equity Fund	Dec 19	NIFTY 500 - TRI	2.16	1,290	15.72	6.59%	6.94%	State Bank Of India(9.49)	38.93	58.90
Union Focused Fund	Aug 19	S&P BSE 500 - TRI	2.57	330	18.19	1.97%	2.83%	ICICI Bank Ltd.(8.22)	31.78	53.87
UTI Focused Equity Fund	Aug 21	NIFTY 500 - TRI	2.00	2,550	10.21	-9.01%	-0.61%	ICICI Bank Ltd.(9)	9.44	17.55
Average			2.15			7.37%			35.45	57.36

Value Fund

Scheme Name	Date of Inception	Benchmark #	^ Expense Ratio %	As on 30th Dec 2022		% Change over a quarter		% Exposure in Holdings*		
				Corpus in crs	NAV (Rs)	Corpus	NAV	Top Holding	Total of Top 5	Total of Top 10
Aditya Birla Sun Life Pure Value Fund	Mar 08	NIFTY 500 - TRI	2.02	4,037	74.48	3.08%	5.50%	State Bank Of India(6.75)	20.20	35.23
Axis Value Fund	Sep 21	NIFTY500 Value 50 - TRI	2.56	258	10.26	-2.02%	3.95%	Sun Pharmaceutical Industries Ltd.(7.76)	33.50	51.36
Canara Robeco Value Fund	Sep 21	S&P BSE 500 - TRI	2.34	769	11.52	4.60%	5.79%	ICICI Bank Ltd.(8.18)	28.89	47.08
DSP Value Fund	Dec 20	NIFTY500 Value 50 - TRI	1.71	578	13.16	0.78%	3.89%	Berkshire Hathway Inc(6.98)	21.20	36.55
HDFC Capital Builder Value Fund	Feb 94	NIFTY 500 - TRI	1.91	5,497	453.98	3.25%	5.57%	ICICI Bank Ltd.(9.5)	34.56	46.84
HSBC Value Fund	Jan 10	NIFTY 500 - TRI	1.84	8,076	61.22	5.71%	7.51%	ICICI Bank Ltd.(7.39)	28.74	44.65
ICICI Prudential Value Discovery Fund	Aug 04	NIFTY 500 - TRI	1.75	27,515	278.00	9.21%	8.07%	Oil & Natural Gas Corporation Ltd.(8.8)	37.66	60.91
IDBI Long Term Value Fund	Aug 18	NIFTY 500 - TRI	2.54	99	16.51	2.65%	6.86%	ICICI Bank Ltd.(7.53)	26.47	42.42
IDFC Sterling Value Fund	Mar 08	S&P BSE 500 - TRI	1.98	5,178	93.01	5.78%	3.18%	ICICI Bank Ltd.(4.99)	16.79	29.05
Indiabulls Value Fund	Sep 15	NIFTY500 Value 50 - TRI	2.30	10	17.46	1.38%	5.81%	Indiabulls Nifty 50 ETF(27.27)	30.64	48.05
ITI Value Fund	Jun 21	NIFTY 500 - TRI	2.41	141	10.40	-0.13%	6.72%	HDFC Bank Ltd.(7.3)	31.30	46.57
JM Value Fund	Jun 97	S&P BSE 500 - TRI	2.52	167	54.58	7.78%	9.39%	HDFC Bank Ltd.(6.74)	25.68	43.93
Nippon India Value Fund	Jun 05	NIFTY 500 - TRI	1.98	4,849	127.74	4.54%	3.92%	ICICI Bank Ltd.(6.57)	26.01	41.03
Quant Value Fund	Nov 21	NIFTY 500 - TRI	2.62	616	11.67	19.39%	11.10%	State Bank Of India(8.27)	35.36	55.36
Quantum Long Term Equity Value Fund	Mar 06	S&P BSE 500 - TRI	1.29	879	81.77	2.90%	5.61%	Housing Development Finance Corporation Ltd.(7.83)	32.95	51.54
Tata Equity P/E Fund	Jun 04	NIFTY 500 - TRI	1.94	5,323	210.48	4.08%	5.42%	HDFC Bank Ltd.(8.46)	32.21	52.79
Templeton India Value Fund	Sep 96	NIFTY500 Value 50 - TRI	2.49	826	451.31	8.95%	5.89%	ICICI Bank Ltd.(7.55)	32.14	50.15
Union Value Discovery Fund	Dec 18	NIFTY500 Value 50 - TRI	2.60	147	17.56	4.08%	3.66%	HDFC Bank Ltd.(7.09)	25.81	45.76
UTI Value Opportunities Fund	Jan 05	NIFTY 500 - TRI	1.99	7,018	104.37	3.38%	3.98%	HDFC Bank Ltd.(9.63)	35.97	48.39
Average			2.15			4.70%			29.27	46.19

Contra Fund

Scheme Name	Date of Inception	Benchmark #	^ Expense Ratio %	As on 30th Dec 2022		% Change over a quarter		% Exposure in Holdings*		
				Corpus in crs	NAV (Rs)	Corpus	NAV	Top Holding	Total of Top 5	Total of Top 10
Invesco India Contra Fund	Apr 07	S&P BSE 500 - TRI	1.75	9,634	79.95	4.05%	3.16%	HDFC Bank Ltd.(9.2)	30.40	48.70
Kotak India EQ Contra Fund	Jul 05	NIFTY500 Value 50 - TRI	2.24	1,452	88.61	8.03%	6.41%	ICICI Bank Ltd.(5.43)	31.74	49.14
SBI Contra Fund	May 05	S&P BSE 500 - TRI	1.92	7,635	228.91	24.08%	5.59%	GAIL (India) Ltd.(3.43)	17.08	29.80
Average			1.97				12.05%		26.41	42.55

Dividend Yield Fund

Scheme Name	Date of Inception	Benchmark #	^ Expense Ratio %	As on 30th Dec 2022		% Change over a quarter		% Exposure in Holdings*		
				Corpus in crs	NAV (Rs)	Corpus	NAV	Top Holding	Total of Top 5	Total of Top 10
Aditya Birla Sun Life Dividend Yield Fund	Feb 03	NIFTY 500 - TRI	2.42	873	271.61	7.72%	9.03%	Infosys Ltd.(6.55)	26.04	41.73
HDFC Dividend Yield Fund	Dec 20	NIFTY 500 - TRI	1.97	3,020	15.27	0.96%	4.33%	ITC Ltd.(5.33)	22.05	36.20
ICICI Prudential Dividend Yield Equity Fund	May 14	NIFTY 500 - TRI	2.38	1,216	29.19	9.62%	6.07%	Infosys Ltd.(7.06)	29.10	49.01
IDBI Dividend Yield Fund	Dec 18	NIFTY 500 - TRI	2.52	90	17.32	-1.39%	2.06%	Infosys Ltd.(7.4)	28.00	43.39
Sundaram Dividend Yield Fund	Oct 04	NIFTY 500 - TRI	2.58	368	87.34	14.56%	4.11%	Infosys Ltd.(5.83)	31.48	54.90
Tata Dividend Yield Fund	May 21	Nifty Dividend Opportunities 50 - TRI	2.39	538	11.47	-0.39%	5.28%	ICICI Bank Ltd.(6.21)	15.67	29.27
Templeton India Equity Income Fund	May 06	Nifty Dividend Opportunities 50	2.27	1,327	85.85	5.71%	5.87%	Infosys Ltd.(5.69)	29.18	42.36
UTI Dividend Yield Fund	Jun 05	NIFTY 500 - TRI	2.11	2,811	102.63	0.76%	2.69%	Infosys Ltd.(8.05)	34.66	54.08
Average			2.33				4.69%		27.02	43.87

ELSS

Scheme Name	Date of Inception	Benchmark #	^ Expense Ratio %	As on 30th Dec 2022		% Change over a quarter		% Exposure in Holdings*		
				Corpus in crs	NAV (Rs)	Corpus	NAV	Top Holding	Total of Top 5	Total of Top 10
Aditya Birla Sun Life Tax Relief 96	Mar 08	NIFTY 500 - TRI	1.74	13,728	41.23	1.27%	3.23%	ICICI Bank Ltd.(7.79)	35.23	55.09
Axis Long Term Equity Fund	Dec 09	NIFTY 500 - TRI	1.60	30,472	65.08	-2.55%	-1.65%	Avenue Supermarts Ltd.(9.33)	40.20	64.05
Bank of India Tax Advantage Fund	Feb 09	S&P BSE 500 - TRI	2.47	693	101.80	7.33%	3.98%	State Bank Of India(6.82)	20.86	35.25
Baroda BNP Paribas ELSS Fund	Jan 06	NIFTY 500 - TRI	2.33	681	58.64	0.71%	2.85%	HDFC Bank Ltd.(9.68)	37.01	50.51
Canara Robeco Equity Tax Saver Fund	Mar 93	S&P BSE 500 - TRI	1.98	4,563	117.43	9.26%	2.49%	ICICI Bank Ltd.(7.8)	31.01	45.22
DSP Tax Saver Fund	Jan 07	NIFTY 500 - TRI	1.75	10,445	83.85	4.43%	4.59%	HDFC Bank Ltd.(9.69)	30.93	45.69
Edelweiss Long Term Equity Fund (Tax Savings)	Dec 08	NIFTY 500 - TRI	2.37	210	71.47	5.07%	2.73%	ICICI Bank Ltd.(9.06)	29.71	45.45
Franklin India Taxshield	Apr 99	NIFTY 500 - TRI	1.90	4,908	912.03	3.34%	5.34%	HDFC Bank Ltd.(8.63)	35.92	50.40
HDFC Tax saver	Mar 96	NIFTY 500 - TRI	1.82	9,993	818.58	4.16%	5.42%	HDFC Bank Ltd.(9.78)	35.46	48.25
HSBC ELSS Fund	Jan 07	NIFTY 500 - TRI	1.98	3,128	79.32	-1.59%	1.72%	ICICI Bank Ltd.(7.47)	36.89	53.07
ICICI Prudential Long Term Equity Fund	Aug 99	NIFTY 500 - TRI	1.92	10,241	609.86	3.13%	3.78%	ICICI Bank Ltd.(8.98)	28.96	43.77
IDBI Equity Advantage Fund	Sep 13	NIFTY 500 - TRI	2.42	480	39.22	-0.32%	3.21%	ICICI Bank Ltd.(8.83)	27.60	42.14
IDFC Tax Advantage (ELSS) Fund	Dec 08	S&P BSE 500 - TRI	2.01	4,026	101.54	5.72%	4.02%	ICICI Bank Ltd.(8.41)	27.98	42.38
Indiabulls Tax Savings Fund	Dec 17	S&P BSE 500 - TRI	2.25	39	13.67	-0.98%	4.67%	Indiabulls Nifty 50 ETF(15.57)	27.02	44.97
Invesco India Tax Plan	Jan 07	S&P BSE 500 - TRI	2.04	1,892	78.18	2.53%	2.17%	Housing Development Finance Corporation Ltd.(10.05)	36.28	50.57
ITI Long Term Equity Fund	Oct 19	NIFTY 500 - TRI	2.44	157	14.33	7.34%	5.17%	Reliance Industries Ltd.(7.19)	40.59	68.05
JM Tax Gain Fund	Mar 08	S&P BSE 500 - TRI	2.42	72	28.94	4.68%	4.17%	HDFC Bank Ltd.(9.21)	22.52	38.44
Kotak Tax Saver Fund	Nov 05	NIFTY 500 - TRI	2.06	3,161	76.60	8.74%	5.22%	ICICI Bank Ltd.(7.33)	27.87	44.44
LIC MF Tax Plan	Apr 00	NIFTY 500 - TRI	2.50	412	98.75	-2.01%	-1.20%	ICICI Bank Ltd.(9.42)	35.59	49.65
Mahindra Manulife ELSS Kar Bachat Yojana	Oct 16	NIFTY 500 - TRI	2.46	524	19.25	6.05%	3.73%	HDFC Bank Ltd.(9.75)	37.30	53.91
Mirae Asset Tax Saver Fund	Dec 15	NIFTY 500 - TRI	1.68	14,020	31.33	8.47%	4.10%	HDFC Bank Ltd.(8.68)	30.51	44.44
Motilal Oswal Long Term Equity Fund	Jan 15	NIFTY 500 - TRI	2.02	2,260	27.45	3.54%	5.33%	Axis Bank Ltd.(7.7)	28.27	49.31
Navi ELSS Tax Saver Fund	Dec 15	S&P BSE 100 - TRI	2.34	59	20.49	2.84%	3.35%	HDFC Bank Ltd.(6.72)	29.22	43.57
Nippon India Tax Saver Fund	Sep 05	NIFTY 500 - TRI	1.83	11,924	81.40	2.57%	5.25%	HDFC Bank Ltd.(8.33)	33.06	51.46
Parag Parikh Tax Saver Fund	Jul 19	NIFTY 500 - TRI	2.22	942	19.85	22.43%	3.97%	Housing Development Finance Corporation Ltd.(7.62)	32.70	54.64
PGIM India ELSS Tax Saver Fund	Dec 15	NIFTY 500 - TRI	2.51	448	24.85	9.00%	5.70%	HDFC Bank Ltd.(8.07)	31.67	50.50
Quant Tax Plan	Mar 00	NIFTY 500 - TRI	2.62	2,506	247.74	29.01%	3.15%	State Bank Of India(8.56)	38.48	59.44
Quantum Tax Saving Fund	Dec 08	S&P BSE 500 - TRI	1.29	115	81.50	6.72%	5.65%	Housing Development Finance Corporation Ltd.(7.83)	32.17	50.08
SBI Long Term Equity Fund	May 07	S&P BSE 500 - TRI	1.72	11,924	238.19	9.72%	6.41%	ICICI Bank Ltd.(5.55)	21.80	37.55
Shriram Long Term Equity Fund	Jan 19	NIFTY 500 - TRI	2.55	39	15.70	-4.75%	2.56%	Reliance Industries Ltd.(9.16)	36.45	52.80
Sundaram Tax Savings Fund	Mar 96	NIFTY 500 - TRI	2.35	965	340.41	2.11%	2.53%	ICICI Bank Ltd.(7.95)	27.89	42.25
Tata India Tax Savings Fund	Mar 96	NIFTY 500 - TRI	1.96	3,192	29.73	5.12%	5.25%	HDFC Bank Ltd.(6.66)	35.53	51.87
Taurus Tax Shield Fund	Apr 96	S&P BSE 500 - TRI	2.44	63	118.27	3.19%	5.56%	Housing Development Finance Corporation Ltd.(8.65)	27.50	43.38
Union Long Term Equity Fund	Dec 11	S&P BSE 500 - TRI	2.49	578	43.02	5.07%	2.75%	HDFC Bank Ltd.(7.41)	26.26	42.46
UTI Long Term Equity Fund	Aug 05	NIFTY 500 - TRI	2.11	2,913	142.30	-0.63%	0.27%	ICICI Bank Ltd.(8.35)	30.64	43.02
Average			2.13				4.88%		31.63	48.23

Sectoral Fund - Banking

Scheme Name	Date of Inception	Benchmark #	^ Expense Ratio %	As on 30th Dec 2022		% Change over a quarter		% Exposure in Holdings*		
				Corpus in crs	NAV (Rs)	Corpus	NAV	Top Holding	Total of Top 5	Total of Top 10
Aditya Birla Sun Life Banking And Financial Services Fund	Dec 13	Nifty Financial Services - TRI	2.11	2,532	41.43	6.78%	8.00%	ICICI Bank Ltd.(14.84)	51.38	72.06
Baroda BNP Paribas Banking and Fin Serv Fund	Jun 12	NIFTY BANK - TRI	2.66	74	32.22	20.12%	8.72%	HDFC Bank Ltd.(24.38)	65.15	82.54
HDFC Banking & Financial Services Fund	Jun 21	Nifty Financial Services - TRI	1.99	2,657	11.60	7.88%	11.61%	HDFC Bank Ltd.(19.37)	65.33	79.41
ICICI Prudential Banking and Financial Services Fund	Aug 08	Nifty Financial Services - TRI	1.97	5,519	90.97	2.05%	7.53%	HDFC Bank Ltd.(17.8)	61.57	76.59
IDBI Banking & Financial Services Fund	Jun 18	Nifty Financial Services - TRI	2.53	87	14.17	1.19%	7.76%	HDFC Bank Ltd.(19.91)	60.02	77.59
Invesco India Financial Services Fund	Jul 08	Nifty Financial Services - TRI	2.53	495	83.84	9.80%	9.58%	ICICI Bank Ltd.(19.12)	59.72	76.38
ITI Banking & Financial Services Fund	Dec 21	Nifty Financial Services - TRI	2.43	233	10.98	17.60%	8.31%	ICICI Bank Ltd.(18.85)	63.07	81.35
LIC MF Banking & Financial Services Fund	Mar 15	Nifty Financial Services - TRI	2.61	112	15.81	54.94%	8.43%	ICICI Bank Ltd.(18.01)	65.29	86.53
Mirae Asset Banking and Financial Services Fund	Dec 20	Nifty Financial Services - TRI	2.17	1,277	13.65	12.29%	10.19%	HDFC Bank Ltd.(20.17)	66.17	82.48
Nippon India Banking Fund	May 03	Nifty Financial Services - TRI	2.05	4,020	410.61	11.01%	9.47%	HDFC Bank Ltd.(10.83)	53.92	70.94
SBI Banking & Financial Services Fund	Feb 15	Nifty Financial Services - TRI	1.91	3,991	26.83	8.86%	7.11%	HDFC Bank Ltd.(16.43)	63.15	83.03
Sundaram Financial Services Opportunities Fund	Jun 08	Nifty Financial Services - TRI	2.42	619	66.98	6.16%	10.89%	HDFC Bank Ltd.(19.61)	63.44	81.17
Tata Banking & Financial Services Fund	Dec 15	Nifty Financial Services - TRI	2.26	1,305	28.95	18.09%	12.76%	ICICI Bank Ltd.(12.97)	60.14	83.22
Taurus Banking & Financial Services Fund	May 12	S&P BSE BANKEX - TRI	2.43	10	39.35	8.64%	12.08%	HDFC Bank Ltd.(19.45)	76.02	91.58
UTI Banking and Financial Services Fund	Aug 05	Nifty Financial Services - TRI	2.63	863	128.40	9.10%	9.00%	HDFC Bank Ltd.(19.26)	64.40	80.68
Average						12.97%			62.58	80.37

Sectoral Fund - Technology

Scheme Name	Date of Inception	Benchmark #	^ Expense Ratio %	As on 30th Dec 2022		% Change over a quarter		% Exposure in Holdings*		
				Corpus in crs	NAV (Rs)	Corpus	NAV	Top Holding	Total of Top 5	Total of Top 10
Aditya Birla Sun Life Digital India Fund	Jan 00	S&P BSE TECK Index - TRI	2.06	3,244	116.24	6.86%	4.93%	Infosys Ltd.(25.47)	54.64	70.41
Franklin India Technology Fund	Aug 98	S&P BSE TECK Index - TRI	2.38	679	281.31	4.29%	4.01%	Infosys Ltd.(16.06)	52.27	67.12
ICICI Prudential Technology Fund	Mar 00	S&P BSE TECK Index - TRI	2.09	8,794	133.43	1.16%	4.50%	Infosys Ltd.(34.6)	51.49	66.79
SBI Technology Opportunities Fund	Jul 99	S&P BSE TECK Index - TRI	1.98	2,741	138.77	9.62%	7.65%	Infosys Ltd.(28.62)	55.37	74.42
Tata Digital India Fund	Dec 15	NIFTY IT - TRI	2.02	6,464	31.30	9.77%	3.90%	Infosys Ltd.(25.59)	54.82	71.94
Average						6.34%			53.72	70.13

Sectoral Fund - Pharma

Scheme Name	Date of Inception	Benchmark #	^ Expense Ratio %	As on 30th Dec 2022		% Change over a quarter		% Exposure in Holdings*		
				Corpus in crs	NAV (Rs)	Corpus	NAV	Top Holding	Total of Top 5	Total of Top 10
Aditya Birla Sun Life Pharma & Healthcare Fund	Jul 19	S&P BSE Health Care - TRI	2.51	462	17.15	-2.74%	-0.58%	Sun Pharmaceutical Industries Ltd.(16.98)	46.02	67.62
DSP Healthcare Fund	Nov 18	S&P BSE Health Care - TRI	2.23	1,228	21.92	4.32%	4.21%	Sun Pharmaceutical Industries Ltd.(16.25)	39.16	65.15
ICICI Pru Pharma Healthcare & Diagnostics (PH.D) Fund	Jul 18	S&P BSE Health Care - TRI	2.11	2,514	19.17	-0.90%	0.10%	Sun Pharmaceutical Industries Ltd.(16.94)	41.05	64.93
IDBI Healthcare Fund	Feb 19	S&P BSE Health Care - TRI	2.47	54	16.76	-9.88%	-2.90%	Sun Pharmaceutical Industries Ltd.(16.58)	45.26	62.71
ITI Pharma & Healthcare Fund	Nov 21	Nifty Healthcare Index - TRI	2.37	152	9.37	-8.32%	0.04%	Sun Pharmaceutical Industries Ltd.(22.73)	52.47	70.70
Mirae Asset Healthcare Fund	Jul 18	S&P BSE Health Care - TRI	2.06	1,632	21.20	-5.57%	-3.15%	Sun Pharmaceutical Industries Ltd.(18.51)	43.67	64.80
Nippon India Pharma Fund	Jun 04	S&P BSE Health Care - TRI	2.06	4,563	282.60	-1.99%	0.15%	Sun Pharmaceutical Industries Ltd.(14.39)	42.44	69.93
SBI Healthcare Opportunities Fund	Dec 04	S&P BSE Health Care - TRI	2.14	1,660	222.13	-1.19%	2.05%	Sun Pharmaceutical Industries Ltd.(16.29)	42.94	67.28
Tata India Pharma & Healthcare Fund	Dec 15	NIFTY PHARMA - TRI	2.50	516	16.57	-0.76%	-0.52%	Sun Pharmaceutical Industries Ltd.(18.49)	42.99	66.01
UTI Healthcare Fund	Aug 05	S&P BSE Health Care - TRI	2.65	691	148.51	-3.11%	-1.06%	Sun Pharmaceutical Industries Ltd.(13.59)	36.96	58.52
Average						-3.01%			43.30	65.76

Sectoral Fund - FMCG/Consumption

Scheme Name	Date of Inception	Benchmark #	^ Expense Ratio %	As on 30th Dec 2022		% Change over a quarter		% Exposure in Holdings*		
				Corpus in crs	NAV (Rs)	Corpus	NAV	Top Holding	Total of Top 5	Total of Top 10
Baroda BNP Paribas India Consumption Fund	Sep 18	Nifty India Consumption - TRI	2.27	908	20.19	-3.69%	-2.71%	ITC Ltd.(9.5)	24.76	40.39
Canara Robeco Consumer Trends Fund	Sep 09	S&P BSE 100 - TRI	2.39	953	70.73	1.70%	-0.79%	ICICI Bank Ltd.(6.08)	29.18	47.69
ICICI Prudential Bharat Consumption Fund	Apr 19	Nifty India Consumption - TRI	2.18	1,813	15.87	-3.98%	-1.12%	Sun Pharmaceutical Industries Ltd.(7.34)	40.61	64.88
ICICI Prudential FMCG Fund	Mar 99	NIFTY FMCG - TRI	2.35	1,189	383.68	33.27%	1.65%	ITC Ltd.(25.89)	57.92	75.41
Mahindra Manulife Rural Bharat & Consumption Yojana	Nov 18	Nifty India Consumption - TRI	2.49	57	14.72	0.54%	-2.10%	Bharti Airtel Ltd.(7.86)	30.69	50.89
Mirae Asset Great Consumer Fund	Mar 11	Nifty India Consumption - TRI	2.04	2,044	59.04	1.97%	-1.20%	ITC Ltd.(7.47)	27.12	44.15
Nippon India Consumption Fund	Oct 04	Nifty India Consumption - TRI	2.76	304	128.40	18.08%	-1.92%	Hindustan Unilever Ltd.(6.33)	29.41	49.82
SBI Consumption Opportunities Fund	Aug 99	Nifty India Consumption - TRI	2.22	1,173	204.70	4.59%	-0.86%	Bharti Airtel Ltd.(8.94)	28.32	47.47
Sundaram Consumption Fund	May 06	Nifty India Consumption - TRI	2.28	1,179	62.67	-5.29%	-2.04%	Hindustan Unilever Ltd.(9.86)	31.00	53.93
Tata India Consumer Fund	Dec 15	Nifty India Consumption - TRI	2.22	1,395	26.97	-4.97%	-4.19%	ITC Ltd.(10.16)	32.10	56.04
UTI India Consumer Fund	Aug 07	Nifty India Consumption - TRI	2.77	453	38.69	-3.42%	-5.61%	Maruti Suzuki India Ltd.(7.79)	32.06	49.87
Average			2.36			3.53%			33.01	52.78

Thematic – Infrastructure Fund

Scheme Name	Date of Inception	Benchmark #	Expense Ratio %	As on 30th Dec 2022		% Change over a quarter		% Exposure in Holdings*		
				Corpus in crs	NAV (Rs)	Corpus	NAV	Top Holding	Total of Top 5	Total of Top 10
Aditya Birla Sun Life Infrastructure Fund	Mar 06	Nifty Infrastructure - TRI	2.52	574	52.56	4.46%	5.67%	Larsen & Toubro Ltd.(9.45)	33.31	54.16
Bank of India Mfg & Infra Fund	Mar 10	S&P BSE India Manufacturing Index - TRI	2.54	88	30.34	6.33%	2.85%	Larsen & Toubro Ltd.(9.29)	18.59	33.02
Canara Robeco Infrastructure Fund	Dec 05	S&P BSE India Infrastructure Index - TRI	2.57	247	82.48	2.07%	1.74%	Larsen & Toubro Ltd.(9.48)	33.37	53.01
DSP India T.I.G.E.R. Fund	Jun 04	S&P BSE 100 - TRI	2.23	1,787	163.31	7.51%	5.91%	Larsen & Toubro Ltd.(4.28)	19.45	33.03
Franklin Build India Fund	Sep 09	S&P BSE India Infrastructure Index - TRI	2.28	1,214	71.57	5.62%	6.79%	Larsen & Toubro Ltd.(9.46)	39.04	59.96
HDFC Infrastructure Fund	Mar 08	NIFTY 500 - TRI	2.53	635	24.31	6.82%	9.14%	Larsen & Toubro Ltd.(7.58)	35.66	57.17
HSBC Infrastructure Fund	Feb 06	S&P BSE India Infrastructure Index - TRI	2.20	1,493	24.98	6.24%	1.19%	Larsen & Toubro Ltd.(9.6)	31.67	50.83
ICICI Prudential Infrastructure Fund	Sep 05	S&P BSE India Infrastructure Index - TRI	2.22	2,273	100.63	12.21%	11.00%	NTPC Ltd.(9.27)	38.23	53.29
IDFC Infrastructure Fund	Mar 11	S&P BSE India Infrastructure Index - TRI	2.45	631	24.74	-0.89%	2.25%	Larsen & Toubro Ltd.(9.94)	35.24	56.61
Invesco India Infrastructure Fund	Nov 07	S&P BSE India Infrastructure Index - TRI	2.48	440	32.24	2.37%	1.35%	Larsen & Toubro Ltd.(9.44)	29.24	45.57
Kotak Infrastructure and Economic Reform Fund	Feb 08	Nifty Infrastructure - TRI	2.60	665	37.34	3.61%	4.12%	Larsen & Toubro Ltd.(5.33)	26.59	46.41
LIC MF Infrastructure Fund	Mar 08	Nifty Infrastructure - TRI	2.61	92	23.99	1.61%	1.37%	Transport Corporation Of India Ltd.(6.46)	30.29	51.24
Quant Infrastructure Fund	Aug 07	Nifty Infrastructure - TRI	2.39	854	23.85	16.96%	5.67%	Reliance Industries Ltd.(8.74)	32.36	57.54
SBI Infrastructure Fund	Jul 07	Nifty Infrastructure - TRI	2.33	937	27.54	4.08%	4.04%	Reliance Industries Ltd.(8.57)	34.08	49.50
Sundaram Infrastructure Advantage Fund	Sep 05	S&P BSE 100 - TRI	2.52	615	52.98	-0.69%	2.23%	Larsen & Toubro Ltd.(9.58)	35.61	55.21
Tata Infrastructure Fund	Dec 04	S&P BSE India Infrastructure Index - TRI	2.38	953	100.32	1.28%	0.94%	Larsen & Toubro Ltd.(8.48)	28.89	45.22
Taurus Infrastructure Fund	Apr 07	Nifty Infrastructure - TRI	2.48	5	40.24	0.51%	1.33%	Reliance Industries Ltd.(5.97)	29.72	44.35
UTI Infrastructure Fund	Mar 04	Nifty Infrastructure - TRI	2.30	1,501	83.78	2.17%	4.30%	Larsen & Toubro Ltd.(9.47)	34.83	55.19
Average			2.42			4.57%			31.45	50.07

Thematic – Other Fund

Scheme Name	Date of Inception	Benchmark #	Expense Ratio %	As on 30th Dec 2022		% Change over a quarter		% Exposure in Holdings*		
				Corpus in crs	NAV (Rs)	Corpus	NAV	Top Holding	Total of Top 5	Total of Top 10
Aditya Birla SL Business Cycle Fund	Dec 21	S&P BSE 500 - TRI	1.95	2,247	10.53	-2.60%	4.99%	ICICI Bank Ltd.(10.28)	30.13	47.09
Aditya Birla Sun Life ESG Fund	Dec 20	NIFTY100 ESG - TRI	2.26	904	11.94	-6.79%	-0.50%	ICICI Bank Ltd.(8.29)	30.73	47.84
Aditya Birla Sun Life India GenNext Fund	Aug 05	Nifty India Consumption - TRI	2.17	3,279	143.07	4.51%	-0.72%	ICICI Bank Ltd.(6.41)	21.95	34.03
Aditya Birla Sun Life Manufacturing Equity Fund	Jan 15	S&P BSE India Manufacturing Index - TRI	2.50	651	19.49	-1.78%	1.30%	Reliance Industries Ltd.(7.18)	27.48	45.36
Aditya Birla Sun Life MNC Fund	Dec 99	NIFTY MNC - TRI	2.04	3,322	933.93	-6.36%	-2.16%	Honeywell Automation India Ltd.(7.74)	34.35	60.30
Aditya Birla Sun Life PSU Equity Fund	Dec 19	S&P BSE PSU - TRI	2.23	1,046	17.29	19.16%	14.88%	State Bank Of India(9.46)	39.47	60.60
Aditya Birla SL Special Opp Fund	Oct 20	S&P BSE 500 - TRI	2.48	649	15.48	0.85%	3.13%	ICICI Bank Ltd.(8.88)	31.23	50.01
Axis ESG Equity Fund	Feb 20	NIFTY100 ESG - TRI	2.15	1,607	14.71	-2.94%	3.08%	Avenue Supermarts Ltd.(9.25)	44.44	72.10
Axis Quant Fund	Jul 21	S&P BSE 200 - TRI	2.13	1,144	10.88	-12.45%	0.09%	ICICI Bank Ltd.(9.82)	27.49	41.85
Axis Special Situations Fund	Dec 20	NIFTY 500 - TRI	2.05	1,564	11.63	-10.66%	-0.85%	Bajaj Finance Ltd.(6.92)	24.01	36.44
Baroda BNP Paribas Business Cycle Fund	Sep 21	S&P BSE 500 - TRI	2.38	562	10.11	-33.85%	4.95%	Reliance Industries Ltd.(8.8)	31.00	47.30
DSP Natural Resources and New Energy Fund	Apr 08	S&P BSE METAL Index	2.35	696.95	57.18	9.10%	15.35%	BlackRock Global Funds - New Energy Fund(14.95)	38.91	59.88
DSP Quant Fund	Jun 19	S&P BSE 200 - TRI	1.28	1,320	15.93	-2.37%	0.21%	ICICI Bank Ltd.(5.14)	23.44	38.79
Edelweiss Recently Listed IPO Fund	Feb 18	India Recent 100 IPO Index	2.24	907	16.56	-11.98%	-7.73%	Metro Brands Ltd.(4.74)	19.79	36.10
Franklin India Opportunities Fund	Feb 00	NIFTY 500 - TRI	2.47	664	119.13	-0.67%	1.20%	ICICI Bank Ltd.(7.83)	37.51	57.94
HDFC Housing Opportunities Fund	Dec 17	Nifty Housing - TRI	2.23	1,194	14.10	0.47%	9.39%	HDFC Bank Ltd.(9.93)	42.57	68.80
HSBC Business Cycles Fund	Aug 14	NIFTY 500 - TRI	2.50	554	24.11	0.01%	1.48%	ICICI Bank Ltd.(8.05)	27.54	41.05
ICICI Prudential Business Cycle Fund	Jan 21	NIFTY 500 - TRI	1.95	4,962	13.95	2.14%	6.41%	ICICI Bank Ltd.(8.79)	33.03	51.49
ICICI Prudential Commodities Fund	Oct 19	NIFTY COMMODITIES - TRI	2.68	768	27.80	7.34%	12.78%	JSW Steel Ltd.(9.07)	34.89	56.43
ICICI Prudential ESG Fund	Oct 20	NIFTY100 ESG - TRI	2.18	1,285	13.33	-6.33%	2.15%	Infosys Ltd.(7.81)	30.52	50.61
ICICI Prudential Exports and Services Fund	Nov 05	S&P BSE 500 - TRI	2.40	1,082	99.10	3.63%	5.86%	Sun Pharmaceutical Industries Ltd.(7.96)	41.41	73.95
ICICI Prudential Housing Opportunities Fund	Apr 22	Nifty Housing - TRI	2.06	2,571	10.91	-7.65%	4.90%	HDFC Bank Ltd.(8.75)	39.32	60.36
ICICI Prudential India Opportunities Fund	Jan 19	NIFTY 500 - TRI	1.94	7,225	20.20	20.29%	5.87%	Sun Pharmaceutical Industries Ltd.(8.67)	44.95	61.52
ICICI Prudential Manufacture in India Fund	Oct 18	S&P BSE India Manufacturing Index - TRI	2.54	638	18.37	3.63%	4.91%	Ultratech Cement Ltd.(9.73)	33.34	52.17
ICICI Prudential MNC Fund	Jun 19	NIFTY MNC - TRI	2.31	1,301	19.00	-2.10%	-0.37%	Maruti Suzuki India Ltd.(9.56)	21.38	35.59
ICICI Prudential PSU Equity Fund	Sep 22	S&P BSE PSU - TRI	2.35	1,307	10.47	7.05%	6.51%	State Bank Of India(20.14)	56.17	76.36
ICICI Prudential Quant Fund	Dec 20	S&P BSE 200 - TRI	1.24	58	14.52	-7.78%	4.76%	Housing Development Finance Corporation Ltd.(7.89)	32.90	54.55
IIFL Quant Fund	Nov 21	S&P BSE 200 - TRI	1.58	92	10.37	-6.57%	2.61%	Yes Bank Ltd.(4.03)	17.32	32.82
Invesco India ESG Equity Fund	Mar 21	NIFTY100 ESG - TRI	2.32	652	11.92	-7.16%	0.59%	HDFC Bank Ltd.(10.09)	31.53	48.25
Invesco India PSU Equity Fund	Nov 09	S&P BSE PSU - TRI	2.45	415	30.93	12.40%	10.58%	State Bank Of India(10.42)	37.16	62.74
Kotak ESG Opportunities Fund	Dec 20	NIFTY100 ESG - TRI	2.13	1,252	12.13	-0.93%	6.88%	State Bank Of India(8.46)	25.54	43.13
Kotak Manufacture in India Fund	Feb 22	Nifty India Manufacturing - TRI	2.35	920	11.05	5.65%	0.16%	Reliance Industries Ltd.(5.96)	25.82	41.19
Kotak Pioneer Fund	Oct 19	MSCI ACWI Information Technology Index - TRI	2.03	1,583	17.17	-2.40%	-0.27%	CI Global Alpha Innovators Corp Class - 994(10.16)	24.10	36.65
Nippon India Power & Infra Fund	May 04	Nifty Infrastructure - TRI	2.19	1,911	173.25	5.20%	5.76%	Larsen & Toubro Ltd.(9.96)	38.87	59.63
Nippon India Quant Fund	Apr 08	S&P BSE 200 - TRI	1.06	35	42.47	5.93%	5.61%	Housing Development Finance Corporation Ltd.(9.61)	30.76	51.09
Quant ESG Equity Fund	Nov 20	NIFTY100 ESG - TRI	2.69	159	22.29	37.36%	3.73%	State Bank Of India(9.47)	39.49	73.09
Quantum India ESG Equity Fund	Jul 19	NIFTY100 ESG - TRI	0.98	62	16.96	2.98%	1.56%	HDFC Bank Ltd.(4.51)	20.65	35.92
SBI Equity Minimum Variance Fund	Mar 19	NIFTY 50 - TRI	0.73	136	16.71	3.68%	3.17%	Britannia Industries Ltd.(8.59)	39.02	58.80
SBI Magnum COMMA Fund	May 05	NIFTY COMMODITIES - TRI	2.56	446	67.22	-2.01%	0.40%	Ambuja Cements Ltd.(8.82)	34.59	56.61
SBI Magnum Equity ESG Fund	Nov 06	NIFTY100 ESG - TRI	1.97	4,593	164.10	1.90%	2.58%	Housing Development Finance Corporation Ltd.(6.57)	27.22	42.57
SBI Magnum Global Fund	Jun 05	NIFTY MNC - TRI	1.92	5,296	280.08	-3.29%	-2.89%	Maruti Suzuki India Ltd.(9.04)	28.39	47.31
SBI PSU Fund	Jul 10	S&P BSE PSU - TRI	2.53	535	16.02	23.04%	14.97%	State Bank Of India(15.41)	34.29	57.22
Sundaram Services Fund	Sep 18	Nifty Services Sector - TRI	2.14	2,344	21.66	3.42%	3.00%	ICICI Bank Ltd.(9.53)	31.80	47.74
Tata Business Cycle Fund	Aug 21	NIFTY 500 - TRI	2.23	946	11.84	4.40%	9.09%	ICICI Bank Ltd.(5.3)	14.59	25.34
Tata Ethical Fund	May 96	Nifty500 Shariah - TRI	2.23	1,461	274.89	2.67%	-0.70%	Infosys Ltd.(7.75)	35.67	50.68
Tata Housing Opportunities Fund	Sep 22	Nifty Housing - TRI	2.56	374	9.96	2.45%	1.60%	Ultratech Cement Ltd.(7.59)	31.69	55.74
Tata Quant Fund	Jan 20	S&P BSE 200 - TRI	2.46	42	10.83	-0.99%	6.01%	The Federal Bank Ltd.(9.77)	40.42	68.34
Tata Resources & Energy Fund	Dec 15	NIFTY COMMODITIES - TRI	2.56	257	28.99	-2.64%	6.67%	Jindal Stainless Ltd.(6.52)	30.31	49.19
UTI MNC Fund	Oct 98	NIFTY MNC - TRI	2.21	2,453	272.74	-3.24%	-1.58%	Maruti Suzuki India Ltd.(8.15)	33.99	54.69
UTI Transportation and Logistics Fund	Apr 04	Nifty Transportation & Logistics - TRI	2.35	1,931	148.78	0.44%	-1.40%	Mahindra & Mahindra Ltd.(13.61)	54.38	76.37
Average			2.15			0.88%			32.55	51.87

Thematic - International Fund

Scheme Name	Date of Inception	Benchmark #	Expense Ratio %	As on 30th Dec 2022		% Change over a quarter		% Exposure in Holdings*		
				Corpus in crs	NAV (Rs)	Corpus	NAV	Top Holding	Equity	Debt/Cash
Aditya Birla Sun Life Commodity Equities Fund - Global Agri Plan	Nov 08	S&P Global Agribusiness Index	1.74	16	36.42	0.59%	4.42%	Archer Daniels Midland Company Ltd.(10.37)	93.56	6.44
Aditya Birla Sun Life International Equity Fund - A	Oct 07	S&P Global 1200	2.51	107	29.73	12.21%	14.42%	Gilead Sciences Inc.(2.91)	98.84	1.16
Franklin Asian Equity Fund	Jan 08	MSCI Asia (ex-Japan) Standard Index	2.56	276	24.96	9.84%	11.66%	Taiwan Semiconductor Manufacturing Company Ltd.(8.5)	96.20	3.80
ICICI Pru NASDAQ 100 Index Fund	Oct 21	Nasdaq-100	1.00	457	7.82	50.47%	0.91%	Microsoft Corp(12.48)	98.11	1.89
ICICI Prudential US Bluechip Equity Fund	Jul 12	S&P 500	2.23	2,121	43.25	-1.81%	10.50%	Facebook(3.34)	98.04	1.96
Motilal Oswal S&P 500 Index Fund	Apr 20	S&P 500 - TRI	1.06	2,307	14.27	1.38%	7.35%	Apple Inc Com(6.03)	99.72	0.28
Nippon India Japan Equity Fund	Aug 14	S&P BSE 500 Japan - TRI	2.42	263	14.49	27.71%	11.97%	Mitsub Ufj Fg Ord(3.86)	91.13	8.87
Nippon India Taiwan Equity Fund	Dec 21	Taiwan Capitalization Weighted Stock Index	2.54	440	6.65	16.54%	6.35%	Taiwan Semiconductor Manufacturing Company Ltd.(9.01)	90.30	9.70
Nippon India US Equity Opportunities Fund	Jul 15	S&P 500 - TRI	2.52	511	21.12	5.20%	5.22%	Microsoft Corp(8.01)	90.54	9.46
Average			2.06						95.16	4.84

FoF - International Fund

Scheme Name	Date of Inception	Expense Ratio %	As on 30th Dec 2022		% Change over a quarter		% Exposure in Holdings*		
			Corpus in crs	NAV (Rs)	Corpus	NAV	Top Holding	Equity	Debt/Cash
Aditya Birla Sun Life Global Emerging Opportunities Fund	Sep 08	1.19	259	18.39	5.96%	5.69%	Julius Baer Equity Next Generation - USD Class C Shares	99.25	0.75
Aditya Birla SL Global Excellence Equity FoF	Dec 07	1.29	152	20.70	9.97%	10.33%	Julius Baer Global Excellence Equity USD	99.01	0.99
Aditya Birla SL NASDAQ 100 FOF	Nov 21	0.65	130	7.40	34.33%	-2.31%	iShares Nasdaq 100 UCITS ETF USD	98.11	1.89
Axis Global Equity Alpha Fund of Fund	Sep 20	1.61	1,033	12.15	1.81%	11.73%	Schroder ISF Global Equity Alpha Class X1 Acc	98.06	1.94
Axis Global Innovation FoF	May 21	1.61	1,118	8.48	-0.84%	7.21%	Schroder ISF Global Disruption Class X Acc	97.73	2.27
Axis Greater China Equity FoF	Feb 21	1.59	115	7.16	12.16%	14.93%	Schroder ISF Greater China Class X Acc	95.67	4.33
Baroda BNP Paribas Funds Aqua FoF	May 21	1.62	90	9.67	6.70%	15.20%	BNP Paribas Funds Aqua	98.25	1.75
Edelweiss Emerging Markets Opportunities Equity Offshore Fund	Aug 14	2.05	69	16.29	8.20%	6.90%	Black Rock Global Funds - Global Allocation Fund (Class I2 USD Shares)	98.98	1.02
DSP Global Innovation FoF	Feb 22	2.21	331	8.05	22.98%	3.15%	iShares Nasdaq 100 UCITS ETF USD	94.15	5.85
DSP US Flexible Equity Fund	Jul 12	2.39	722	39.96	12.46%	7.58%	Black Rock Global Funds - US Flexible Equity Fund (Class I2 USD Shares)	98.82	1.18
DSP World Agriculture Fund	Oct 11	2.37	58	19.43	8.75%	8.97%	BlackRock Global Funds - World Agriculture Fund	98.93	1.07
DSP World Energy Fund	Aug 09	2.17	152	16.22	14.80%	16.34%	Black Rock Global Funds - New Energy Fund	98.83	1.17
DSP World Gold Fund	Sep 07	2.33	809	16.08	21.26%	22.99%	Black Rock Global Funds - World Gold Fund	98.41	1.59
DSP World Mining Fund	Dec 09	2.23	181	16.31	26.12%	24.34%	BlackRock Global Funds - World Mining Fund	98.98	1.02
Edelweiss ASEAN Equity Off-shore	Jul 11	2.37	68	24.68	7.87%	10.76%	JPM ASEAN EQUITY-I ACC USD	97.13	2.87
Edelweiss Emerging Markets Opportunities Equity Offshore Fund	Jul 14	2.33	123	13.46	12.86%	12.25%	JP Morgan Asset Mgmt(Europe)S.A.R.L. - EM	98.73	1.27
Edelweiss Europe Dynamic Equity Offshore Fund	Jan 14	2.35	78	14.89	8.97%	19.64%	JPMORGAN F-EUROPE DYNAM-I-A	96.90	3.10
Edelweiss Greater China Equity Off-shore Fund	Aug 09	2.38	1,730	37.02	20.07%	15.37%	JP Morgan Funds - JF Greater China Fund	99.81	0.19
Edelweiss US Technology Equity FOF	Mar 20	2.37	1,474	12.34	-0.49%	-3.12%	JPMORGAN F-US TECHNOLOGY-I A	99.84	0.16
Edelweiss US Value Equity Off-shore Fund	Aug 13	2.37	88	25.06	16.19%	11.46%	JPMORGAN F-JPM US VALUE-I AC	98.70	1.30
Franklin India Feeder - Franklin U.S. Opportunities Fund	Feb 12	1.54	2,761	41.27	-1.52%	1.86%	Franklin U.S. Opportunities Fund, Class I (ACC)	98.49	1.51
Franklin India Feeder - Franklin European Growth Fund	May 14	1.41	19	9.06	23.05%	24.76%	Franklin U.S. Opportunities Fund, Class I (ACC)	99.11	0.89
HDFC Developed World Indexes FoF	Oct 21	0.71	995	9.63	3.17%	10.64%	CSIF (IE) MSCI USA Blue UCITS ETF	99.48	0.52
HSBC Asia Pacific Dividend Yield Fund	Feb 14	2.06	8	17.27	12.65%	10.67%	HSBC GIF Asia Pacific Ex Japan	99.19	0.81
HSBC Brazil Fund	May 11	2.45	31	6.50	10.27%	1.53%	HSBC GIF Global Brazil Markets Equity	99.40	0.60
HSBC Global Emerging Markets Fund	Mar 08	2.41	17	16.19	60.45%	7.97%	HSBC GIF Global Emerging Markets Equity Fund	98.52	1.48
HSBC Global Equity Climate Change FoF	Mar 21	2.12	396	8.68	1.34%	11.98%	Hsbc Global Investment Funds - Global Equity	98.84	1.16
ICICI Pru Global Advantage Fund FoF	Oct 19	1.30	281	12.07	25.87%	11.63%	Nippon India ETF Hang Seng BeES	96.22	3.78
ICICI Prudential Global Stable Equity Fund	Sep 13	1.56	109	21.60	13.56%	13.21%	Global Stable Equity Fund - Unhedged -BI-USD	99.48	0.52
ICICI Prudential Strategic Metal and Energy Equity FoF	Feb 22	1.42	86	13.04	17.00%	13.87%	FSM First Trust SME Equity UCITS Fund	100.00	0.00
IDFC US Equity FoF	Aug 21	1.60	314	8.52	2.76%	2.64%	JP Morgan Funds - US Growth Fund I (acc) - USD	97.51	2.49
Invesco India - Invesco EQQQ NASDAQ-100 ETF FoF	Apr 22	0.40	121	8.45	40.09%	-2.47%	Invesco EQQQ NASDAQ-100 UCITS ETF	100.00	0.00
Invesco India - Global Consumer Trends Fund of Fund	Dec 20	1.57	362	5.80	-6.26%	-0.70%	Invesco Global Consumer Trends Fund Accumulated S	98.15	1.85
Invesco India - Invesco Global Equity Income Fund	May 14	1.38	12	18.02	17.06%	20.97%	Invesco Global Equity Income Fund [Lux]	97.59	2.41
Invesco India - Invesco Pan European Equity Fund	Jan 14	0.95	36	13.64	-30.32%	26.96%	Invesco Pan European Equity Fund [Lux]	96.23	3.77
Kotak Global Emerging Market Fund	Sep 07	1.69	113	18.87	1.80%	6.08%	CI Emerging Markets Fund I - 974	98.64	1.36
Kotak Global Innovation FoF	Jul 21	1.64	1,060	6.64	1.62%	4.53%	Wellington Global Innovation Fund	99.26	0.74
Kotak International REIT FoF	Dec 20	1.38	132	9.27	-0.47%	8.86%	SMAM ASIA REIT Sub Trust	97.11	2.89
Kotak NASDAQ 100 FoF	Feb 21	0.68	1,773	8.96	22.21%	-3.29%	iShares Nasdaq 100 UCITS ETF USD	99.41	0.59
Mirae Asset Global Electric & Autonomous Vehicles ETFs FoF	Sep 22	0.63	53	8.86	24.82%	-2.99%	Global X Autonomous & Electric Vehicles UCITS ETF	100.00	0.00
Mirae Asset Global X Artificial Intelligence & Technology ETF FoF	Sep 22	0.51	41	9.81	34.14%	6.36%	Global X Artificial Intelligence & Technology ETF	100.00	0.00
Mirae Asset Hang Seng TECH ETF FoF	Dec 21	0.63	77	7.65	38.65%	20.11%	Mirae Asset Hang Seng TECH ETF	100.00	0.00
Mirae Asset NYSE FANG + ETF FoF	May 21	0.44	682	7.99	-5.48%	-3.52%	Mirae Asset NYSE FANG+ ETF	100.00	0.00
Mirae Asset S&P 500 Top 50 ETF FoF	Sep 21	0.55	364	9.24	8.40%	2.24%	Mirae Asset S&P 500 Top 50 ETF	100.00	0.00
Motilal Oswal Nasdaq 100 FOF	Nov 18	0.50	2,996	18.75	-2.96%	1.70%	Motilal Oswal Nasdaq 100 ETF	99.95	0.05
Navi NASDAQ 100 FoF	Mar 22	0.31	348	8.00	71.74%	1.40%	INVESCO NASDAQ 100 ETF (QQQM)	100.00	0.00
Navi US Total Stock Market FoF	Feb 22	0.07	455	9.79	60.03%	8.69%	VANGUARD ETF	100.00	0.00
PGIM India Emerging Markets Equity Fund	Sep 07	2.36	127	11.20	-5.09%	-1.32%	PGIM EMER MKT EQUITY-USD W	99.26	0.74
PGIM India Global Equity Opportunities Fund	May 10	2.45	1,221	24.96	2.01%	2.97%	PGIM JENNSN GLEQ OP-USD AC I	97.58	2.42
PGIM India Global Select Real Estate Securities FoF	Dec 21	2.13	101	8.61	0.91%	7.22%	PGIM Global Real Estate Securities-USDIACC	100.00	0.00
SBI International Access-US Equity FoF	Mar 21	1.64	853	10.66	2.41%	9.75%	Amundi Funds US Pioneer Fund -I15 USD	100.00	0.00
Sundaram Global Brand Fund	Aug 07	2.31	112	21.96	7.33%	10.70%	Sundaram Global Brand Fund - Master Class	97.36	2.64
Average		1.58			13.49%			98.67	1.33

Index Fund

Scheme Name	Date of Inception	Expense Ratio %	As on 30th Dec 2022		% Change over a quarter		% Exposure in Holdings*	
			Corpus in crs	NAV (Rs)	Corpus	NAV	Top Holding	Total of Top 5
Aditya Birla SL Nifty 50 Equal Weight Index Fund	Jun 21	1.02	149	11.61	11.81%	4.38%	Titan Company Ltd.(2.06)	12.03
Aditya Birla SL Nifty 50 Index Fund	Sep 02	0.60	512	180.08	15.88%	5.89%	Reliance Industries Ltd.(10.97)	41.12
Aditya Birla SL Nifty Midcap 150 Index Fund	Apr 21	1.02	80	13.14	7.38%	1.74%	Max Healthcare Institute Ltd.(1.82)	9.32
Aditya Birla SL Nifty Next 50 Index Fund	Feb 22	1.03	37	10.33	12.66%	-0.70%	Adani Total Gas Ltd.(3.82)	16.83
Aditya Birla SL Nifty Smallcap 50 Index Fund	Apr 21	1.01	51	10.57	21.02%	1.57%	KPIT Technologies Ltd.(4.71)	20.92
Axis Nifty 100 Index Fund	Oct 19	1.00	893	15.46	5.11%	4.61%	Reliance Industries Ltd.(9.36)	35.39
Axis Nifty 50 Index Fund	Dec 21	0.42	195	10.58	15.59%	5.90%	Reliance Industries Ltd.(10.94)	38.97
Axis Nifty Midcap 50 Index Fund	Mar 22	0.98	34	10.54	7.92%	4.74%	AU Small Finance Bank Ltd.(3.76)	18.06
Axis Nifty Next 50 Index Fund	Jan 22	0.83	78	10.26	10.16%	-0.59%	Adani Total Gas Ltd.(3.78)	16.85
Axis Nifty Smallcap 50 Index Fund	Mar 22	1.00	48	9.24	24.99%	1.61%	KPIT Technologies Ltd.(4.71)	20.35
DSP Nifty 50 Equal Weight Index Fund	Oct 17	0.86	496	16.48	19.15%	4.48%	Titan Company Ltd.(2.08)	12.06
DSP NIFTY 50 Index Fund	Feb 19	0.38	257	17.13	17.25%	5.96%	Reliance Industries Ltd.(10.97)	41.24
DSP Nifty Midcap 150 Quality 50 Index Fund	Aug 22	0.99	141	9.58	9.81%	-4.07%	Page Industries Ltd.(4.9)	18.82
DSP NIFTY Next 50 Index Fund	Feb 19	0.60	244	16.26	7.04%	-0.52%	Adani Total Gas Ltd.(3.82)	19.33
Edelweiss Nifty 100 Quality 30 Index Fund	Oct 21	0.90	12	9.68	2.78%	0.65%	Tata Consultancy Services Ltd.(5.01)	24.97
Edelweiss Nifty 50 Index Fund	Oct 21	0.60	11	10.17	23.99%	5.79%	Reliance Industries Ltd.(10.95)	39.17
Edelweiss NIFTY Large Mid Cap 250 Index Fund	Dec 21	1.03	45	10.34	-4.53%	3.16%	Reliance Industries Ltd.(4.65)	16.42
Franklin India NSE Nifty 50 Index Fund	Aug 00	0.67	502	144.01	6.05%	5.86%	Reliance Industries Ltd.(11.01)	41.04
HDFC Index Fund-Nifty 50 Plan	Jul 02	0.40	7,411	168.21	9.38%	5.95%	Reliance Industries Ltd.(10.98)	41.15
HDFC NIFTY 100 Equal Weight Index Fund	Feb 22	1.05	76	10.36	-7.27%	1.59%	Adani Total Gas Ltd.(1.1)	5.22
HDFC NIFTY 100 Index Fund	Feb 22	1.07	92	10.56	4.84%	4.52%	Reliance Industries Ltd.(9.36)	32.87
HDFC NIFTY Next 50 Index Fund	Nov 21	1.00	372	9.82	-1.70%	-0.63%	Adani Total Gas Ltd.(3.83)	16.87
HDFC NIFTY50 Equal Weight Index Fund	Aug 21	1.12	527	11.36	4.59%	4.42%	Titan Company Ltd.(2.08)	12.13
HSBC Nifty 50 Index Fund	Apr 20	0.45	139	20.48	30.67%	5.85%	Reliance Industries Ltd.(10.93)	40.35
HSBC Nifty Next 50 Index Fund	Apr 20	0.80	62	18.16	5.00%	-0.63%	Adani Total Gas Ltd.(3.82)	17.03
ICICI Pru Nifty 200 Momentum 30 Index Fund	Aug 22	0.99	14	10.55	20.05%	1.32%	Adani Enterprises Ltd.(5.01)	24.79
ICICI Pru Nifty 50 Index Fund	Feb 02	0.40	3,927	178.48	12.38%	5.94%	Reliance Industries Ltd.(10.97)	41.13
ICICI Pru Nifty Bank Index Fund	Mar 22	1.00	105	12.07	34.53%	10.87%	HDFC Bank Ltd.(27.41)	83.56
ICICI Pru Nifty IT Index Fund	Aug 22	0.95	55	9.56	114.39%	6.34%	Tata Consultancy Services Ltd.(26.41)	80.07
ICICI Pru Nifty Midcap 150 Index Fund	Dec 21	1.00	98	10.49	21.50%	1.74%	Max Healthcare Institute Ltd.(1.82)	8.69
ICICI Pru Nifty Next 50 Index Fund	Jun 10	0.73	2,585	37.13	6.99%	-0.57%	Adani Total Gas Ltd.(3.82)	19.14
ICICI Pru Nifty Smallcap 250 Index Fund	Nov 21	1.00	69	9.67	15.69%	2.89%	City Union Bank Ltd.(1.47)	6.23
IDBI Nifty Index Fund	Jun 10	0.90	201	33.30	4.95%	5.83%	Reliance Industries Ltd.(10.98)	41.07
IDBI Nifty Junior Index Fund	Sep 10	0.90	56	31.56	-1.58%	-0.59%	Adani Total Gas Ltd.(3.45)	19.03
IDFC Nifty 100 Index Fund	Feb 22	0.62	67	10.56	12.56%	4.62%	Reliance Industries Ltd.(9.37)	32.80
IDFC Nifty 50 Index Fund	Apr 10	0.60	582	38.46	17.44%	5.88%	Reliance Industries Ltd.(10.99)	40.62
IDFC Nifty200 Momentum 30 Index Fund	Sep 22	1.00	14	9.95	39.41%	1.26%	Adani Enterprises Ltd.(5.08)	24.82
Kotak Nifty 50 Index Fund	Jun 21	0.51	252	11.59	2.69%	5.90%	Reliance Industries Ltd.(10.96)	40.98
Kotak Nifty Next 50 Index Fund	Mar 21	0.83	103	12.05	-1.64%	-0.56%	Adani Total Gas Ltd.(3.82)	19.12
LIC MF Nifty 50 Index Fund	Nov 02	1.01	54	99.89	-7.29%	5.89%	Reliance Industries Ltd.(10.94)	41.11
Motilal Oswal Nifty 200 Momentum 30 Index Fund	Feb 22	0.97	141	9.57	22.04%	1.33%	State Bank Of India(5.05)	22.58
Motilal Oswal Nifty 50 Index Fund	Dec 19	0.50	226	15.04	9.67%	5.89%	Reliance Industries Ltd.(10.99)	41.06
Motilal Oswal Nifty 500 Index Fund	Sep 19	1.05	380	17.22	10.34%	4.02%	Reliance Industries Ltd.(7.29)	27.65
Motilal Oswal Nifty Bank Index Fund	Sep 19	1.01	332	15.30	11.16%	11.11%	HDFC Bank Ltd.(27.55)	86.09
Motilal Oswal Nifty Midcap 150 Index Fund	Sep 19	1.02	661	20.74	6.34%	1.85%	Max Healthcare Institute Ltd.(1.82)	9.19
Motilal Oswal Nifty Next 50 Index Fund	Dec 19	0.98	136	14.60	2.28%	-0.63%	Adani Total Gas Ltd.(3.81)	19.16
Motilal Oswal Nifty Smallcap 250 Index Fund	Sep 19	1.03	320	20.62	6.75%	2.84%	City Union Bank Ltd.(1.47)	6.94
Navi Nifty 50 Index Fund	Jul 21	0.27	621	11.49	19.25%	5.98%	Reliance Industries Ltd.(10.91)	40.26
Navi Nifty Bank Index Fund	Feb 22	0.81	58	11.05	46.24%	11.02%	HDFC Bank Ltd.(27.53)	82.03
Navi Nifty India Manufacturing Index Fund	Aug 22	1.00	11	9.89	18.12%	0.76%	Sun Pharmaceutical Industries Ltd.(5.01)	23.16
Navi Nifty Midcap 150 Index Fund	Mar 22	1.01	25	11.13	12.90%	1.71%	Max Healthcare Institute Ltd.(1.82)	8.63
Navi Nifty Next 50 Index Fund	Jan 22	0.59	97	9.88	15.55%	-0.59%	Adani Total Gas Ltd.(3.82)	17.06
Nippon India Index Fund-Nifty 50 Plan	Sep 10	0.66	634	30.22	10.34%	5.89%	Reliance Industries Ltd.(10.97)	41.01
Nippon India Nifty 50 Value 20 Index Fund	Feb 21	0.80	218	12.76	12.49%	6.44%	Tata Consultancy Services Ltd.(14.98)	57.67
Nippon India Nifty Alpha Low Volatility 30 Index Fund	Aug 22	1.01	41	10.09	-6.84%	0.17%	ITC Ltd.(4.98)	23.01
Nippon India Nifty Midcap 150 Index Fund	Feb 21	0.80	536	13.51	7.33%	1.84%	Max Healthcare Institute Ltd.(1.83)	9.35
Nippon India Nifty Smallcap 250 Index Fund	Oct 20	1.04	397	18.58	10.38%	2.87%	City Union Bank Ltd.(1.48)	7.06
SBI Nifty Index Fund	Jan 02	0.50	3,168	157.16	12.04%	5.92%	Reliance Industries Ltd.(10.98)	41.14
SBI Nifty Next 50 Index Fund	May 21	0.84	463	11.43	-0.91%	-0.60%	Adani Total Gas Ltd.(3.82)	19.22
Sundaram Nifty 100 Equal Weight Fund	Jul 99	0.95	56	110.85	-0.89%	1.22%	Bank Of Baroda(1.41)	6.29
Tata NIFTY 50 Index Fund	Feb 03	0.52	348	110.94	15.48%	5.91%	Reliance Industries Ltd.(10.96)	41.06
Taurus Nifty 50 Index Fund	Jun 10	1.04	2	34.57	31.33%	5.69%	Reliance Industries Ltd.(10.67)	36.34
UTI Nifty 50 Index Fund	Mar 00	0.30	9,337	121.67	11.78%	5.98%	Reliance Industries Ltd.(11)	41.13
UTI Nifty Midcap 150 Quality 50 Index Fund	Apr 22	0.87	117	9.34	0.50%	-3.95%	Page Industries Ltd.(4.91)	18.88
UTI Nifty Next 50 Index Fund	Jun 18	0.79	2,088	15.04	5.70%	-0.58%	Adani Total Gas Ltd.(3.83)	19.19
UTI Nifty200 Momentum 30 Index Fund	Mar 21	0.91	2,104	13.12	6.63%	1.58%	Adani Enterprises Ltd.(5.06)	27.87
HDFC Index Fund-S&P BSE Sensex	Jul 02	0.40	4,142	550.53	8.27%	6.02%	Reliance Industries Ltd.(12.68)	47.28
ICICI Pru S&P BSE Sensex Index Fund	Sep 17	0.29	647	19.40	3.19%	6.05%	Reliance Industries Ltd.(12.68)	47.37
LIC MF S&P BSE Sensex Index Fund	Nov 02	1.08	70	113.25	33.70%	5.97%	Reliance Industries Ltd.(12.66)	47.39
Motilal Oswal S&P BSE Enhanced Value Index Fund	Aug 22	0.95	13	12.09	115.20%	20.52%	Oil & Natural Gas Corporation Ltd.(7)	33.44
Motilal Oswal S&P BSE Financials ex Bank 30 Index Fund	Jul 22	0.98	4	9.97	8.89%	0.81%	Bajaj Finance Ltd.(15.32)	56.95
Motilal Oswal S&P BSE Low Volatility Index Fund	Mar 22	0.96	14	11.09	27.88%	5.04%	Indian Railway Finance Corporation Ltd.(6.18)	22.29
Motilal Oswal S&P BSE Quality Index Fund	Aug 22	0.98	5	10.58	12.77%	4.22%	Vedanta Ltd.(5.8)	27.26
Nippon India Index Fund-S&P BSE Sensex Plan	Sep 10	0.88	361	30.39	9.50%	5.90%	Reliance Industries Ltd.(12.68)	47.48
Tata S&P BSE Sensex Index Fund	Feb 03	0.58	172	150.26	10.14%	5.98%	Reliance Industries Ltd.(12.64)	47.46
UTI S&P BSE Low Volatility Index Fund	Mar 22	0.90	125	11.13	19.07%	5.26%	Indian Railway Finance Corporation Ltd.(6.14)	22.25
UTI S&P BSE Sensex Index Fund	Jan 22	0.29	132	10.60	3.68%	6.07%	Reliance Industries Ltd.(12.7)	45.73
Average					14.28%			30.51

Index Fund based on Nifty

Index Fund based on Sensex

Aggressive Hybrid Fund

Scheme Name	Date of Inception	Expense Ratio %	As on 30th Dec 2022		% Change over a quarter		% Exposure in Holdings*			
			Corpus in crs	NAV (Rs)	Corpus	NAV	Equity	Debt	Top Holding	Total of Top 5
Aditya Birla Sun Life Equity Hybrid 95 Fund	Feb 95	1.85	7,496	1047.89	-2.49%	1.06%	75%	25%	ICICI Bank Ltd.(7.85)	23.95
Axis Equity Hybrid Fund	Aug 18	2.12	1,829	15.09	-1.88%	0.73%	76%	24%	Bajaj Finance Ltd.(6.07)	27.44
Bank of India Mid & Small Cap Equity & Debt Fund	Jul 16	2.55	392	23.17	2.64%	3.12%	80%	20%	Canara Bank(5.11)	19.08
Baroda BNP Paribas Aggressive Hybrid Fund	Apr 17	2.26	788	19.01	2.50%	4.04%	74%	26%	ICICI Bank Ltd.(8.66)	26.08
Canara Robeco Equity Hybrid Fund	Feb 93	1.80	8,406	250.24	2.78%	3.07%	73%	27%	ICICI Bank Ltd.(6.22)	21.70
DSP Equity & Bond Fund	May 99	1.83	7,529	231.56	0.27%	1.82%	75%	25%	HDFC Bank Ltd.(7.23)	20.13
Edelweiss Aggressive Hybrid Fund	Aug 09	2.51	432	40.72	27.31%	4.36%	71%	29%	ICICI Bank Ltd.(5.9)	20.01
Franklin India Equity Hybrid Fund	Dec 99	2.22	1,398	183.48	2.53%	3.64%	71%	29%	HDFC Bank Ltd.(6.59)	30.57
HDFC Hybrid Equity Fund	Apr 05	1.75	19,174	85.74	4.13%	5.86%	70%	30%	ICICI Bank Ltd.(7.81)	28.72
HSBC Aggressive Hybrid Fund	Oct 18	1.89	4,880	36.54	6.90%	1.15%	74%	26%	ICICI Bank Ltd.(5.56)	26.17
ICICI Prudential Equity & Debt Fund	Nov 99	1.78	21,282	241.42	5.89%	5.08%	70%	30%	NTPC Ltd.(7.83)	34.50
IDBI Hybrid Equity Fund	Oct 16	2.55	180	16.03	-0.62%	3.68%	76%	24%	Tri-Party Repo (TREPS)(5.86)	20.48
IDFC Hybrid Equity Fund	Dec 16	2.44	575	17.22	-0.45%	1.77%	76%	24%	Kotak Mahindra Bank Ltd.(6.77)	26.22
Indiabulls Equity Hybrid Fund	Dec 18	2.35	34	15.22	4.31%	5.22%	69%	31%	Clearing Corporation Of India Ltd.(9.9)	24.73
Invesco India Equity & Bond Fund	Jun 18	2.46	392	14.55	0.27%	2.17%	73%	27%	ICICI Bank Ltd.(5.98)	19.29
JM Equity Hybrid Fund	Apr 95	2.46	11	72.78	6.43%	6.92%	76%	24%	HDFC Bank Ltd.(7.57)	25.20
Kotak Equity Hybrid Fund	Nov 14	2.03	3,209	41.75	9.83%	3.14%	72%	28%	ICICI Bank Ltd.(4.91)	21.88
LIC MF Equity Hybrid Fund	Jan 91	2.49	395	136.47	-6.69%	1.76%	77%	23%	ICICI Bank Ltd.(7.76)	31.39
Mahindra Manulife Hybrid Equity Nivesh Yojana	Jul 19	2.53	608	17.49	14.22%	3.96%	75%	25%	ICICI Bank Ltd.(6.65)	29.27
Mirae Asset Hybrid - Equity Fund	Jul 15	1.74	7,194	22.58	3.76%	3.68%	73%	27%	Reliance Industries Ltd.(5.14)	23.32
Motilal Oswal Equity Hybrid Fund	Sep 18	2.42	399	15.60	-1.69%	2.40%	71%	29%	HDFC Bank Ltd.(8.08)	27.12
Navi Equity Hybrid Fund	Apr 18	2.33	86	14.61	-0.09%	3.14%	67%	33%	Reliance Industries Ltd.(7.03)	21.59
Nippon India Equity Hybrid Fund	Jun 05	2.11	2,929	70.23	0.48%	5.00%	72%	28%	Infosys Ltd.(6.18)	33.94
PGIM India Hybrid Equity Fund	Feb 04	2.40	223	93.82	0.27%	4.57%	69%	31%	PGIM JENNSEN GLEO OP-USD AC I(10.3)	17.23
Quant Absolute Fund	Mar 01	2.31	950	310.85	39.41%	3.30%	80%	20%	ITC Ltd.(7.53)	28.17
SBI Equity Hybrid Fund	Jan 96	1.46	56,710	207.84	2.50%	1.90%	75%	25%	HDFC Bank Ltd.(7.23)	19.42
Shriram Hybrid Equity Fund	Dec 13	2.35	59	23.23	0.64%	2.66%	70%	30%	Reliance Industries Ltd.(5.5)	29.13
Sundaram Aggressive Hybrid Fund	Jan 00	2.01	3,116	115.62	2.00%	3.06%	76%	24%	ICICI Bank Ltd.(6.44)	22.63
Tata Hybrid Equity Fund	Oct 95	1.99	3,315	324.48	2.90%	4.80%	76%	24%	State Bank Of India(7.41)	33.56
Union Hybrid Equity Fund	Dec 20	2.52	549	12.73	-2.97%	2.66%	75%	25%	HDFC Bank Ltd.(6.92)	22.16
UTI Hybrid Equity Fund	Jan 95	2.02	4,417	262.50	1.96%	4.26%	72%	28%	HDFC Bank Ltd.(6.42)	24.03
Average		2.18				4.10%	74%	26%		25.13

Dynamic Asset Allocation / Balanced Advantage Fund

Scheme Name	Date of Inception	Expense Ratio %	As on 30th Dec 2022		% Change over a quarter		% Exposure in Holdings*		
			Corpus in crs	NAV (Rs)	Corpus	NAV	Equity	Debt / Cash	Arbitrage
Aditya Birla Sun Life Balanced Advantage Fund	Apr 00	1.79	6,707	75.87	-0.56%	3.13%	54%	29%	18%
Axis Balanced Advantage Fund	Aug 17	2.04	2,260	14.37	-4.94%	1.70%	53%	38%	9%
Bank of India Balanced Advantage Fund	Mar 14	2.60	91	18.98	12.62%	5.42%	80%	20%	0%
Baroda BNP Paribas Balanced Advantage Fund	Nov 18	1.92	3,220	16.87	-3.64%	3.77%	63%	34%	3%
DSP Dynamic Asset Allocation Fund	Feb 14	1.88	4,097	19.94	-8.63%	0.12%	40%	34%	26%
Edelweiss Balanced Advantage Fund	Aug 09	1.74	8,962	36.67	3.22%	2.57%	72%	20%	8%
Franklin India Balanced Advantage Fund	Sep 22	2.25	986	10.19	22.00%	2.93%	48%	35%	16%
HDFC Balanced Advantage Fund	Sep 00	1.52	51,027	325.53	8.04%	7.29%	63%	37%	5%
HSBC Balanced Advantage Fund	Feb 11	2.10	1,661	31.52	-8.71%	2.07%	45%	33%	22%
ICICI Prudential Balanced Advantage Fund	Dec 06	1.58	44,634	52.86	3.83%	2.78%	35%	34%	31%
IDFC Balanced Advantage Fund	Oct 14	1.93	2,767	18.03	-7.26%	0.55%	51%	29%	19%
Invesco India Dynamic Equity Fund	Oct 07	2.34	637	38.22	-1.73%	3.24%	55%	29%	16%
ITI Balanced Advantage Fund	Dec 19	2.35	516	10.67	-7.04%	3.84%	51%	50%	13%
Kotak Balanced Advantage Fund	Aug 18	1.68	14,445	14.97	1.04%	2.47%	42%	33%	24%
LIC MF Balanced Advantage Fund	Nov 21	2.14	1,092	10.46	-8.81%	3.53%	46%	30%	24%
Mahindra Manulife Balanced Advantage Yojana	Dec 21	2.37	669	10.29	-0.27%	2.83%	60%	31%	9%
Mirae Asset Balanced Advantage Fund	Aug 22	2.28	953	10.21	14.31%	3.28%	50%	33%	17%
Motilal Oswal Dynamic Fund	Sep 16	2.38	727	15.27	-10.63%	-1.35%	60%	24%	16%
Nippon India Balanced Advantage Fund	Nov 04	1.89	6,772	127.37	4.16%	2.19%	51%	34%	15%
NJ Balanced Advantage Fund	Oct 21	1.86	4,439	9.95	-8.49%	2.26%	60%	22%	19%
PGIM India Balanced Advantage Fund	Feb 21	2.10	1,458	11.51	-3.10%	0.44%	81%	19%	0%
SBI Balanced Advantage Fund	Aug 21	1.64	22,536	10.74	-4.80%	3.46%	45%	30%	25%
Shriram Balanced Advantage Fund	Jul 19	2.60	50	13.31	-0.40%	2.56%	61%	30%	9%
Sundaram Balanced Advantage Fund	Dec 10	2.10	1,593	26.65	1.52%	3.08%	57%	23%	19%
Tata Balanced Advantage Fund	Jan 19	1.81	6,366	15.32	9.78%	2.71%	47%	35%	18%
Union Balanced Advantage Fund	Dec 17	2.09	1,742	15.38	-5.59%	2.40%	32%	34%	35%
Average		2.04			-0.16%		54%	31%	16%

Equity Savings Fund

Scheme Name	Date of Inception	Expense Ratio %	As on 30th Dec 2022		% Change over a quarter		% Exposure in Holdings*		
			Corpus in crs	NAV (Rs)	Corpus	NAV	Equity	Debt / Cash	Arbitrage
Aditya Birla Sun Life Equity Savings Fund	Nov 14	2.32	485	17.37	-4.05%	1.58%	44%	33%	23%
Axis Equity Saver Fund	Aug 15	2.20	1,047	16.96	-9.09%	1.74%	39%	32%	29%
Baroda BNP Paribas Equity Savings Fund	Jul 19	2.51	262	12.73	-7.75%	1.68%	35%	34%	31%
DSP Equity Savings Fund	Mar 16	1.44	539	16.68	3.90%	2.20%	35%	33%	31%
Edelweiss Equity Savings Fund	Oct 14	2.06	270	18.88	-8.38%	2.19%	42%	36%	22%
Franklin India Equity Savings Fund	Aug 18	2.10	159	13.24	4.22%	2.14%	37%	29%	34%
HDFC Equity Savings Fund	Sep 04	2.04	2,615	50.63	1.47%	3.13%	37%	33%	30%
HSBC Equity Savings Fund	Oct 11	1.58	170	23.44	-7.36%	0.53%	26%	0%	41%
ICICI Prudential Equity Savings Fund	Dec 14	1.00	4,965	18.07	-0.56%	2.90%	13%	33%	55%
IDBI Equity Savings Fund	Mar 11	2.12	10	21.48	-7.23%	2.19%	44%	23%	34%
IDFC Equity Savings Fund	Jun 08	1.37	100	25.47	-5.07%	1.51%	22%	24%	54%
Invesco India Equity Savings Fund	Mar 19	2.31	141	12.46	-8.12%	1.01%	37%	31%	31%
Kotak Equity Savings Fund	Oct 14	2.08	2,083	19.56	5.82%	3.19%	27%	32%	41%
Mahindra Manulife Equity Savings Dhan Sanchay Yojana	Feb 17	2.49	435	15.94	-1.93%	2.10%	38%	34%	28%
Mirae Asset Equity Savings Fund	Dec 18	1.41	589	15.17	1.32%	2.69%	41%	27%	32%
Nippon India Equity Savings Fund	May 15	1.64	185	12.71	-3.89%	2.52%	28%	25%	47%
PGIM India Equity Savings Fund	Jan 04	1.22	152	40.93	-10.17%	1.82%	16%	31%	53%
SBI Equity Savings Fund	May 15	1.18	2,305	17.65	-4.86%	0.74%	40%	33%	27%
Sundaram Equity Savings Fund	Dec 18	2.34	423	52.14	6.83%	2.28%	47%	24%	29%
Tata Equity Savings Fund	Apr 97	1.03	146	42.42	-3.55%	2.07%	36%	29%	34%
Union Equity Savings Fund	Aug 18	1.93	140	13.51	-8.82%	2.27%	31%	34%	35%
UTI Equity Savings Fund	Aug 18	1.51	261	13.88	2.84%	3.42%	67%	33%	0%
Average		1.81	0.01		-2.93%		36%	29%	34%

Conservative Hybrid Fund

Scheme Name	Date of Inception	^ Expense Ratio %	As on 30th Dec 2022		% Change over a quarter		% Exposure in Holdings*				
			Corpus in crs	NAV (Rs)	Corpus	NAV	Equity	Debt/Cash	AAA and Equivalent	AA & Lower Rated	Avg Maturity (yrs)
Aditya Birla Sun Life Regular Savings Fund	Apr 05	1.87	1,686	52.76	1.92%	1.94%	25%	75%	68.16	7.10	3.72
Axis Regular Saver Fund	Jul 10	2.18	437	24.60	-2.70%	1.06%	23%	77%	65.66	10.85	5.64
Bank of India Conservative Hybrid Fund	Mar 09	2.30	64	27.98	13.44%	2.10%	22%	78%	73.30	4.70	2.60
Baroda BNP Paribas Conservative Hybrid Fund	Sep 04	2.39	511	35.61	-0.01%	1.54%	24%	76%	45.07	31.01	3.11
Canara Robeco Conservative Hybrid Fund	Mar 96	1.82	1,101	77.47	-3.28%	1.97%	23%	77%	77.21	0.00	3.75
DSP Regular Savings Fund	May 05	1.13	201	45.12	-0.78%	2.57%	23%	77%	76.70	0.00	2.16
Franklin India Debt Hybrid Fund	Sep 00	1.38	255	70.65	-1.95%	2.33%	24%	76%	75.51	0.00	3.46
HDFC Hybrid Debt Fund	Dec 05	1.82	2,751	62.91	1.66%	3.46%	22%	78%	61.32	16.38	5.03
HSBC Conservative Hybrid Fund	Feb 04	2.18	128	46.57	42.07%	1.96%	25%	75%	75.35	0.00	3.62
ICICI Prudential Regular Savings Fund	Nov 00	1.74	3,291	58.18	-0.02%	1.80%	22%	78%	46.72	31.31	3.89
IDFC Regular Savings Fund	Feb 10	2.11	158	26.04	-3.42%	0.80%	22%	78%	78.27	0.00	2.16
ITI Conservative Hybrid Fund	Mar 22	1.62	30	10.32	37.93%	1.97%	8%	92%	92.40	0.00	0.55
Kotak Debt Hybrid Fund	Dec 03	1.81	1,637	44.64	4.22%	2.10%	24%	76%	70.64	4.89	5.74
LIC MF Debt Hybrid Fund	Jun 03	2.25	63	68.50	-3.80%	1.71%	22%	78%	77.53	0.00	4.24
Navi Regular Savings Fund	Jul 10	2.15	28	22.78	-0.29%	1.87%	22%	78%	71.88	6.20	0.91
Nippon India Hybrid Bond Fund	Jan 04	1.95	722	46.18	0.14%	2.06%	12%	88%	34.49	53.06	1.89
Parag Parikh Conservative Hybrid Fund	May 21	0.63	1,169	11.20	13.40%	2.82%	20%	80%	79.56	0.00	4.58
SBI Conservative Hybrid Fund	Apr 01	1.11	6,998	55.93	4.23%	1.92%	24%	76%	61.03	15.34	6.95
Sundaram Debt Oriented Hybrid Fund	Mar 10	2.16	31	24.38	-3.36%	2.63%	22%	78%	75.59	2.64	7.21
UTI Regular Savings Fund	Dec 03	1.79	1,575	53.58	-1.05%	2.24%	25%	75%	62.73	12.70	6.38
Average		1.82			4.92%		22%	78%			3.88

Overnight Fund

Scheme Name	Date of Inception	^ Expense Ratio %	As on 30th Dec 2022		% Change over a quarter		% Exposure in Holdings*			
			Corpus in crs	NAV (Rs)	Corpus	NAV	AAA and Equivalent	AA and Equivalent	Below AA Including FD	Avg Maturity (in days)
Aditya Birla Sun Life Overnight Fund	Nov 18	0.19	9,233	1187.61	-17.24%	1.46%	100.00	0.00	0.00	1
Axis Overnight Fund	Mar 19	0.11	9,327	1164.40	-14.06%	1.48%	100.00	0.00	0.00	1
Bank of India Overnight Fund	Apr 19	0.15	30	1115.43	-19.99%	1.50%	100.00	0.00	0.00	1
Baroda BNP Paribas Overnight Fund	Apr 19	0.14	317	1156.57	-62.01%	1.47%	100.00	0.00	0.00	1
Canara Robeco Overnight Fund	Jul 19	0.11	163	1141.46	-42.41%	1.48%	100.00	0.00	0.00	1
DSP Overnight Fund	Jan 19	0.16	3,379	1177.98	-43.76%	1.47%	100.00	0.00	0.00	1
Edelweiss Overnight Fund	Jul 19	0.16	393	1141.18	-27.45%	1.46%	100.00	0.00	0.00	1
Franklin India Overnight Fund	May 19	0.15	165	1149.95	-6.84%	1.47%	100.00	0.00	0.00	1
HDFC Overnight Fund	Feb 02	0.20	16,015	3252.26	-11.22%	1.46%	100.00	0.00	0.00	1
HSBC Overnight Fund	May 19	0.26	2,415	1148.43	130.89%	1.46%	100.00	0.00	0.00	1
ICICI Prudential Overnight Fund	Nov 18	0.19	11,443	1184.89	-27.43%	1.46%	100.00	0.00	0.00	1
IDFC Overnight Fund	Jan 19	0.16	1,784	1171.77	-49.60%	1.46%	100.00	0.00	0.00	1
Indiabulls Overnight Fund	Jul 19	0.23	16	1138.31	-37.47%	1.43%	100.00	0.00	0.00	1
Invesco India Overnight Fund	Jan 20	0.15	427	1113.29	-3.95%	1.47%	100.00	0.00	0.00	1
ITI Overnight Fund	Oct 19	0.18	56	1121.14	-18.34%	1.43%	100.00	0.00	0.00	1
JM Overnight Fund	Dec 19	0.14	179	1119.13	-21.66%	1.47%	100.00	0.00	0.00	1
Kotak Overnight Fund	Jan 19	0.19	7,159	1173.02	-42.92%	1.46%	100.00	0.00	0.00	1
LIC MF Overnight Fund	Jul 19	0.20	404	1138.96	-33.57%	1.46%	100.00	0.00	0.00	1
Mahindra Manulife Overnight Fund	Jul 19	0.22	198	1138.43	55.33%	1.46%	100.00	0.00	0.00	1
Mirae Asset Overnight Fund	Oct 19	0.21	860	1127.78	-1.95%	1.47%	100.00	0.00	0.00	1
Nippon India Overnight Fund	Dec 18	0.17	8,912	118.02	-36.97%	1.47%	100.00	0.00	0.00	1
NJ Overnight Fund	Aug 22	0.15	32	1023.26	28.16%	1.45%	100.00	0.00	0.00	1
PGIM India Overnight Fund	Aug 19	0.21	124	1136.20	48.27%	1.47%	100.00	0.00	0.00	1
SBI Overnight Fund	May 99	0.18	18,340	3553.12	-25.78%	1.46%	100.00	0.00	0.00	1
Shriram Overnight Fund	Aug 22	0.15	103	10.21	5.18%	1.46%	100.00	0.00	0.00	1
Sundaram Overnight Fund	Mar 19	0.18	1,173	1168.34	12.57%	1.46%	100.00	0.00	0.00	1
Tata Overnight Fund	Mar 19	0.20	3,162	1159.55	-37.22%	1.46%	100.00	0.00	0.00	1
TRUSTMF Overnight Fund	Jan 22	0.12	94	1044.60	-0.42%	1.47%	100.00	0.00	0.00	1
Union Overnight Fund	Mar 19	0.18	110	1157.69	-60.14%	1.46%	100.00	0.00	0.00	1
UTI Overnight Fund	Dec 03	0.12	6,629	2992.36	-36.07%	1.48%	100.00	0.00	0.00	1
Average		0.17			-13.27%		100.00	0.00	0.00	1

Liquid Fund

Scheme Name	Date of Inception	^ Expense Ratio %	As on 30th Dec 2022		% Change over a quarter		% Exposure in Holdings*			
			Corpus in crs	NAV (Rs)	Corpus	NAV	AAA and Equivalent	AA and Equivalent	Below AA Including FD	Avg Maturity (in days)
Aditya Birla Sun Life Liquid Fund	Jun 97	0.34	39,953	353.68	21.78%	1.59%	99.33	0.67	0.00	58
Axis Liquid Fund	Oct 09	0.22	29,674	2442.55	31.72%	1.60%	100.00	0.00	0.00	45
Bank of India Liquid Fund	Jul 08	0.22	364	2525.22	-0.30%	1.62%	100.00	0.00	0.00	44
Baroda BNP Paribas Liquid Fund	Feb 09	0.26	5,011	2527.42	26.50%	1.61%	100.00	0.00	0.00	43
Canara Robeco Liquid Fund	Jan 02	0.18	2,551	2641.40	24.22%	1.60%	100.00	0.00	0.00	37
DSP Liquidity Fund	Mar 98	0.25	11,186	3135.54	5.41%	1.57%	100.00	0.00	0.00	26
Edelweiss Liquid Fund	Sep 08	0.39	1,397	2812.22	32.12%	1.57%	100.00	0.00	0.00	45
Franklin India Liquid fund	Apr 98	0.21	1,461	3304.43	12.98%	1.59%	100.00	0.00	0.00	40
HDFC Liquid Fund	Sep 00	0.30	58,671	4311.72	17.27%	1.57%	99.87	0.13	0.00	45
HSBC Liquid Fund	Dec 02	0.22	10,989	2189.31	251.31%	1.59%	100.00	0.00	0.00	39
ICICI Prudential Liquid Fund	Jun 98	0.29	40,973	325.16	3.10%	1.57%	99.88	0.12	0.00	53
IDBI Liquid Fund	Jul 10	0.17	634	2362.12	-17.21%	1.59%	100.00	0.00	0.00	25
IDFC Cash Fund	Jul 01	0.25	11,163	2655.86	4.78%	1.57%	100.00	0.00	0.00	26
IIFL Liquid Fund	Nov 13	0.25	599	1696.84	-15.82%	1.57%	95.84	4.16	0.00	21
Indiabulls Liquid Fund	Oct 11	0.31	202	2127.89	-15.02%	1.55%	99.70	0.00	0.30	40
Invesco India Liquid Fund	Nov 06	0.22	6,982	3018.22	33.49%	1.59%	100.00	0.00	0.00	35
ITI Liquid Fund	Apr 19	0.25	43	1153.33	-23.43%	1.50%	100.00	0.00	0.00	37
JM Liquid Fund	Jan 98	0.25	1,923	60.03	49.69%	1.57%	100.00	0.00	0.00	35
Kotak Liquid Fund	Oct 00	0.32	28,385	4442.99	8.82%	1.57%	100.00	0.00	0.00	47
LIC MF Liquid Fund	Mar 02	0.30	5,280	3972.65	13.48%	1.57%	100.00	0.00	0.00	45
Mahindra Manulife Liquid Fund	Jul 16	0.26	372	1428.61	-22.15%	1.59%	100.00	0.00	0.00	46
Mirae Asset Cash Management Fund	Mar 08	0.27	5,735	2302.96	46.20%	1.59%	100.00	0.00	0.00	39
Motilal Oswal Liquid Fund	Dec 18	0.36	465	11.74	-2.23%	1.48%	100.00	0.00	0.00	37
Navi Liquid Fund	Feb 10	0.20	126	24.08	31.26%	-98.98%	100.00	0.00	0.00	40
Nippon India Liquid Fund	Mar 98	0.34	25,438	5363.19	23.54%	1.58%	100.00	0.00	0.00	47
Parag Parikh Liquid Fund	May 18	0.26	1,516	1229.97	-0.28%	1.49%	99.37	0.00	0.63	38
PGIM India Insta Cash Fund	Sep 07	0.27	792	285.92	10.75%	1.57%	100.00	0.00	0.00	60
Quant Liquid Plan	Sep 05	0.54	1,481	34.96	54.26%	1.50%	98.30	0.00	1.70	34
Quantum Liquid Fund	Apr 06	0.15	582	29.79	12.62%	1.54%	100.00	0.00	0.00	36
SBI Liquid Fund	Nov 03	0.28	63,456	3438.50	16.44%	1.58%	100.00	0.00	0.00	55
Sundaram Money Fund	Mar 00	0.28	3,153	1939.07	36.76%	1.59%	98.41	1.59	0.00	40
Tata Liquid Fund	Aug 98	0.32	12,678	3460.84	4.87%	1.58%	100.00	0.00	0.00	44
Trust MF Liquid Fund	Apr 21	0.25	230	1070.24	16.57%	1.56%	100.00	0.00	0.00	30
Union Liquid Fund	Jun 11	0.17	1,471	2112.18	55.67%	1.60%	100.00	0.00	0.00	42
UTI Liquid Cash Plan	Jun 03	0.23	23,212	3602.03	-15.41%	1.58%	100.00	0.00	0.00	40
WOC Liquid Fund	Jan 19	0.41	201	1184.75	75.52%	1.54%	100.00	0.00	0.00	35
Average		0.27			22.48%		99.74	0.19	0.07	40

Ultra Short Duration Fund

Scheme Name	Date of Inception	Expense Ratio %	As on 30th Dec 2022		% Change over a quarter		% Exposure in Holdings*			
			Corpus in crs	NAV (Rs)	Corpus	NAV	AAA and Equivalent	AA and Equivalent	Below AA Including FD	Avg Maturity (in days)
Aditya Birla Sun Life Savings Fund	Nov 01	0.52	14,948	456.18	4.02%	1.58%	80.35	19.65	0.00	186
Axis Ultra Short Term Fund	Sep 18	1.19	4,357	12.47	4.80%	1.44%	91.06	8.94	0.00	161
Bank of India Ultra Short Duration Fund	Jul 08	0.57	145	2694.76	9.58%	1.51%	95.04	4.96	0.00	124
Baroda BNP Paribas Ultra Short Duration Fund	Jun 18	0.34	397	1289.32	-23.38%	1.65%	93.26	6.74	0.00	376
Canara Robeco Ultra Short Term Fund	Sep 03	0.95	612	3229.15	8.06%	1.41%	100.00	0.00	0.00	131
DSP Ultra Short Fund	Jul 06	0.98	2,438	2877.65	7.88%	1.44%	100.00	0.00	0.00	128
HDFC Ultra Short Term Fund	Sep 18	0.69	13,114	12.71	-0.01%	1.55%	99.85	0.15	0.00	132
HSBC Ultra Short Duration Fund	Jan 20	0.48	2,372	1135.01	175.23%	1.59%	100.00	0.00	0.00	133
ICICI Prudential Ultra Short Term Fund	May 11	0.87	12,472	23.22	1.85%	1.53%	84.14	15.86	0.00	153
IDBI Ultra Short Term Fund	Jan 06	0.44	205	2335.27	-5.43%	1.56%	91.92	8.08	0.00	161
IDFC Ultra Short Term Fund	Jul 18	0.43	3,935	12.76	5.96%	1.53%	100.00	0.00	0.00	131
Invesco India Ultra Short Term Fund	Jan 07	0.89	806	2268.12	27.04%	1.44%	83.38	16.62	0.00	118
ITI Ultra Short Duration Fund	May 21	0.95	146	1055.72	18.89%	1.37%	100.00	0.00	0.00	104
Kotak Savings Fund	Aug 05	0.81	12,060	36.09	0.29%	1.51%	88.46	11.54	0.00	197
LIC MF Ultra Short Term Fund	Nov 19	0.40	37	1127.17	17.57%	1.43%	100.00	0.00	0.00	94
Mahindra Manulife Ultra Short Term Fund	Oct 19	0.77	192	1156.49	15.44%	1.54%	84.86	15.14	0.00	136
Mirae Asset Ultra Short Duration Fund	Oct 20	0.48	269	1092.06	15.82%	1.57%	98.13	1.87	0.00	150
Motilal Oswal Ultra Short Term Fund	Sep 13	1.07	104	14.28	5.77%	1.27%	100.00	0.00	0.00	73
Nippon India Ultra Short Duration Fund	Dec 01	1.18	4,714	3395.99	5.48%	1.48%	76.73	23.26	0.01	181
PGIM India Ultra Short Term Fund	Nov 08	0.84	479	28.91	-6.79%	1.47%	100.00	0.00	0.00	118
SBI Magnum Ultra Short Duration Fund	Jul 07	0.50	9,691	5010.66	-16.43%	1.55%	100.00	0.00	0.00	153
Sundaram Ultra Short Duration Fund	Dec 07	1.43	1,413	2302.04	28.68%	1.31%	97.52	2.48	0.00	117
Tata Ultra Short Term Fund	Jan 19	1.15	1,485	12.01	25.87%	1.43%	98.30	1.70	0.00	152
UTI Ultra Short Term Fund	Aug 03	0.96	2,005	3574.68	-2.65%	1.48%	85.25	14.75	0.00	117
WOC Ultra Short Term Fund	Jun 19	0.89	143	1156.87	98.12%	1.43%	100.00	0.00	0.00	124
Average		0.79			16.87%		93.93	6.07	0.00	146

Low Duration Fund

Scheme Name	Date of Inception	Expense Ratio %	As on 30th Dec 2022		% Change over a quarter		% Exposure in Holdings*			
			Corpus in crs	NAV (Rs)	Corpus	NAV	AAA and Equivalent	AA and Equivalent	Below AA Including FD	Avg Maturity (in days)
Aditya Birla Sun Life Low Duration Fund	May 98	1.22	11,774	553.11	-1.63%	1.46%	75.33	24.67	0.00	299
Axis Treasury Advantage Fund	Mar 10	0.62	4,582	2579.32	-15.14%	1.51%	88.69	11.32	-0.01	438
Baroda BNP Paribas Low Duration Fund	Oct 05	1.02	186	33.80	-5.21%	1.38%	87.26	12.74	0.00	478
Canara Robeco Savings Fund	Mar 05	0.59	1,050	35.29	4.27%	1.54%	100.00	0.00	0.00	489
DSP Low Duration Fund	Mar 15	0.61	3,464	16.61	14.07%	1.51%	100.00	0.00	0.00	256
HDFC Low Duration Fund	Nov 99	1.04	14,664	48.30	-4.11%	1.41%	84.26	15.74	0.00	982
HSBC Low Duration Fund	Oct 06	0.91	514	23.66	-22.73%	1.52%	82.79	17.21	0.00	250
ICICI Prudential Savings Fund	Mar 05	0.52	20,658	449.31	-6.41%	1.42%	94.61	5.39	0.00	1978
IDFC Low Duration Fund	Feb 03	0.57	6,036	32.32	4.34%	1.58%	100.00	0.00	0.00	324
Invesco India Treasury Advantage Fund	Jan 07	0.65	1,630	3166.41	-2.44%	1.51%	100.00	0.00	0.00	255
JM Low Duration Fund	Sep 06	0.79	148	31.15	5.65%	1.40%	100.00	0.00	0.00	197
Kotak Low Duration Fund	Mar 08	1.19	7,618	2809.59	11.02%	1.43%	81.00	19.00	0.00	792
LIC MF Savings Fund	Jun 03	0.83	712	33.37	-24.56%	1.37%	100.00	0.00	0.00	313
Mahindra Manulife Low Duration Fund	Feb 17	1.17	368	1377.22	-12.70%	1.46%	85.26	14.74	0.00	271
Mirae Asset Savings Fund	Mar 08	0.92	607	1898.66	-1.82%	1.41%	84.44	15.56	0.00	353
Nippon India Low Duration Fund	Mar 07	1.03	6,210	3140.87	-0.44%	1.51%	88.58	11.42	0.00	322
PGIM India Low Duration Fund	Jun 07	1.17	101	24.85	0.50%	1.44%	95.00	5.00	0.00	259
SBI Magnum Low Duration Fund	Jul 07	0.96	7,593	2934.71	-3.51%	1.54%	89.62	10.38	0.00	318
Sundaram Low Duration Fund	Sep 04	1.28	377	2918.31	-0.53%	1.49%	91.00	9.00	0.00	274
Tata Treasury Advantage Fund	Sep 05	0.59	2,701	3293.04	18.91%	1.43%	100.00	0.00	0.00	305
UTI Treasury Advantage Fund	Jul 99	0.44	3,009	2953.83	19.30%	1.55%	89.18	10.82	0.00	274
Average		0.86			-1.10%		91.29	8.71	0.00	449

Money Market Fund

Scheme Name	Date of Inception	^ Expense Ratio %	As on 30th Dec 2022		% Change over a quarter		% Exposure in Holdings*			
			Corpus in crs	NAV (Rs)	Corpus	NAV	AAA and Equivalent	AA and Equivalent	Below AA Including FD	Avg Maturity (in days)
Aditya Birla Sun Life Money Manager Fund	Jun 05	0.33	13,544	307.35	4.47%	1.66%	100.00	0.00	0.00	128
Axis Money Market Fund	Aug 19	0.36	3,228	1189.45	-10.93%	1.61%	100.00	0.00	0.00	137
Baroda BNP Paribas Money Market Fund	Jul 19	0.39	140	1155.94	685.65%	1.48%	100.00	0.00	0.00	288
DSP Savings Fund	Sep 99	0.48	4,007	44.09	25.66%	1.60%	100.00	0.00	0.00	88
Edelweiss Dynamic Bond Fund	Jun 08	0.98	368	24.08	1.62%	1.31%	100.00	0.00	0.00	256
Franklin India Savings Fund	Feb 02	0.29	1,016	41.75	13.20%	1.56%	100.00	0.00	0.00	146
HDFC Money Market Fund	Nov 99	0.41	13,976	4758.74	10.47%	1.62%	100.00	0.00	0.00	125
HSBC Money Market Fund	Aug 05	0.73	680	22.09	-9.00%	1.47%	100.00	0.00	0.00	151
ICICI Prudential Money Market Fund	Mar 06	0.33	11,137	315.41	1.10%	1.63%	100.00	0.00	0.00	153
IDFC Money Manager Fund	Feb 03	0.93	2,669	33.91	2.02%	1.42%	100.00	0.00	0.00	138
Invesco India Money Market Fund	Aug 09	0.55	1,829	2550.20	-0.63%	1.57%	100.00	0.00	0.00	61
Kotak Money Market Fund	Jul 03	0.35	12,835	3735.87	0.34%	1.61%	100.00	0.00	0.00	128
LIC MF Money Market Fund	Aug 22	0.61	78	1019.73	-39.05%	1.38%	100.00	0.00	0.00	196
Mirae Asset Money Market Fund	Aug 21	0.65	58	1056.19	-0.19%	1.46%	100.00	0.00	0.00	124
Nippon India Money Market Fund	Jun 06	0.34	10,238	3449.70	7.74%	1.65%	100.00	0.00	0.00	122
PGIM India Money Market Fund	Mar 20	0.51	194	1112.55	301.32%	1.57%	100.00	0.00	0.00	60
SBI Savings Fund	Jul 04	0.76	18,533	34.81	-3.97%	1.51%	100.00	0.00	0.00	146
Sundaram Money Market Fund	Oct 18	0.30	36	12.53	11.21%	1.53%	100.00	0.00	0.00	66
Tata Money Market Fund	Sep 04	0.42	8,618	3925.23	24.46%	1.64%	100.00	0.00	0.00	126
TRUSTMF Money Market Fund	Aug 22	0.32	179	1022.45	6.77%	1.63%	100.00	0.00	0.00	42
Union Money Market Fund	Aug 21	1.01	142	1049.56	41.87%	1.42%	100.00	0.00	0.00	138
UTI Money Market Fund	Apr 97	0.27	7,440	2560.97	9.88%	1.65%	100.00	0.00	0.00	99
Average		0.51			49.27%		100.00	0.00	0.00	133

Short Duration Fund

Scheme Name	Date of Inception	^ Expense Ratio %	As on 30th Dec 2022		% Change over a quarter		% Exposure in Holdings*			
			Corpus in crs	NAV (Rs)	Corpus	NAV	AAA and Equivalent	AA and Equivalent	Below AA Including FD	Avg Maturity (in yrs)
Aditya Birla Sun Life Short Term Fund	May 03	1.10	5,007	39.47	-13.87%	1.51%	78.11	21.89	0.00	2.00
Axis Short Term Fund	Mar 10	0.99	6,941	25.59	-7.59%	1.52%	84.76	15.24	0.00	2.85
Bank of India Short Term Income Fund	Dec 08	1.06	77	22.22	66.21%	8.69%	93.72	6.28	0.00	2.70
Baroda BNP Paribas Short Duration Fund	Jun 10	1.04	252	24.27	-10.86%	1.48%	88.37	11.63	0.00	2.44
Canara Robeco Short Duration Fund	Mar 09	1.02	549	21.40	-1.28%	1.49%	100.00	0.00	0.00	1.69
DSP Short Term Fund	Sep 02	0.91	2,735	38.87	-1.51%	1.46%	95.82	4.18	0.00	2.09
HDFC Short Term Debt Fund	Jun 10	0.76	11,258	26.39	-16.71%	1.63%	80.90	19.10	0.00	3.44
HSBC Short Duration Fund	Dec 11	0.75	3,615	22.06	2.86%	1.50%	100.00	0.00	0.00	1.84
ICICI Prudential Short Term Fund	Oct 01	1.12	15,528	49.69	5.73%	1.62%	84.13	15.87	0.00	4.72
IDBI Short Term Bond Fund	Mar 11	0.75	30	22.99	-8.63%	1.58%	90.29	9.71	0.00	1.78
IDFC Bond Fund - Short Term Plan	Dec 00	0.77	9,520	47.37	-2.29%	1.69%	100.00	0.00	0.00	2.26
Indiabulls Short Term Fund	Sep 13	1.49	20	1768.98	-16.16%	1.50%	87.53	9.49	2.98	1.71
Invesco India Short Term Fund	Mar 07	1.20	401	2976.16	-17.89%	1.41%	100.00	0.00	0.00	1.63
JM Short Duration Fund	Aug 22	1.19	130	10.15	-6.81%	1.32%	100.00	0.00	0.00	1.91
Kotak Bond Short Term Fund	May 02	1.17	13,372	43.52	5.09%	1.53%	100.00	0.00	0.00	3.59
LIC MF Short Term Debt Fund	Feb 19	1.44	114	12.24	-26.57%	1.34%	100.00	0.00	0.00	2.64
Mahindra Manulife Short Term Fund	Feb 21	1.26	43	10.66	-22.26%	1.50%	88.48	11.52	0.00	2.33
Mirae Asset Short Term Fund	Mar 18	1.15	415	13.17	4.59%	1.41%	88.00	12.00	0.00	2.21
Nippon India Short Term Fund	Dec 02	1.16	5,604	43.72	-14.47%	1.59%	90.06	9.93	0.01	2.98
PGIM India Short Maturity Fund	Jan 03	1.17	25	37.62	-2.49%	1.46%	94.01	5.99	0.00	1.34
SBI Short Term Debt Fund	Aug 07	0.84	13,340	26.71	0.06%	1.66%	89.90	10.10	0.00	2.17
Sundaram Short Term Debt Fund	Apr 02	0.93	205	36.79	-1.20%	1.59%	96.93	3.07	0.00	1.99
Tata Short Term Bond Fund	Aug 02	1.20	2,291	40.07	-1.51%	1.43%	97.55	0.00	2.45	2.86
TRUSTMF Short Term Fund	Aug 21	0.73	98	1046.92	1.66%	1.56%	100.00	0.00	0.00	2.12
UTI Short Term Income Fund	Aug 07	0.96	2,246	26.34	3.05%	1.54%	84.88	15.12	0.00	2.14
Average		1.05			-3.31%		92.54	11.32	0.22	2.38

Medium Duration Fund

Scheme Name	Date of Inception	^ Expense Ratio %	As on 30th Dec 2022		% Change over a quarter		% Exposure in Holdings*			
			Corpus in crs	NAV (Rs)	Corpus	NAV	AAA and Equivalent	AA and Equivalent	Below AA Including FD	Avg Maturity (in yrs)
Aditya Birla Sun Life Medium Term Plan	Mar 09	1.51	1,647	31.48	2.03%	1.87%	56.12	39.24	4.64	4.18
Axis Strategic Bond Fund	Mar 12	1.09	1,598	22.93	-3.72%	1.60%	66.98	27.89	5.13	4.14
Baroda BNP Paribas Medium Duration Fund	Mar 14	0.97	33	15.72	-5.60%	1.81%	84.98	15.02	0.00	4.83
DSP Bond Fund	Apr 97	0.73	334	67.60	-1.85%	1.87%	96.86	3.14	0.00	3.78
HDFC Medium Term Debt Fund	Feb 02	1.29	3,691	46.69	0.72%	1.70%	68.97	30.35	0.68	4.16
HSBC Medium Duration Fund	Feb 15	1.45	664	16.84	-3.34%	1.73%	80.05	19.95	0.00	4.12

Medium Duration Fund

Scheme Name	Date of Inception	^ Expense Ratio %	As on 30th Dec 2022		% Change over a quarter		% Exposure in Holdings*			
			Corpus in crs	NAV (Rs)	Corpus	NAV	AAA and Equivalent	AA and Equivalent	Below AA Including FD	Avg Maturity (in yrs)
ICICI Prudential Medium Term Bond Fund	Sep 04	1.41	6,255	36.97	-0.92%	1.68%	50.54	49.46	0.00	3.97
IDFC Bond Fund - Medium Term Plan	Jul 03	1.47	2,035	38.23	-7.00%	1.69%	100.00	0.00	0.00	3.42
Invesco India Medium Duration Fund	Jul 21	1.35	299	1035.66	1.67%	1.64%	84.96	15.04	0.00	3.77
Kotak Medium Term Fund	Mar 14	1.59	1,933	18.75	2.31%	1.46%	64.34	25.22	10.44	6.14
Nippon India Strategic Debt Fund	Sep 00	1.95	167	12.77	-8.14%	1.49%	84.97	15.03	0.00	1.26
SBI Magnum Medium Duration Fund	Nov 03	1.21	7,146	42.25	-21.08%	1.86%	54.84	41.01	4.15	4.64
Sundaram Medium Term Bond Fund	Dec 97	2.15	45	59.37	1.79%	1.42%	100.00	0.00	0.00	3.75
Union Medium Duration Fund	Sep 20	0.91	176	10.74	-7.29%	1.65%	94.48	5.52	0.00	3.84
UTI Medium Term Fund	Mar 15	1.61	56	15.30	-4.41%	1.59%	78.99	21.01	0.00	3.88
Average		1.38			-3.66%		77.80	20.53	1.67	3.99

Medium to Long Duration Fund

Scheme Name	Date of Inception	^ Expense Ratio %	As on 30th Dec 2022		% Change over a quarter		% Exposure in Holdings*			
			Corpus in crs	NAV (Rs)	Corpus	NAV	Gsec/SOV	AAA and Equivalent	AA Equivalent & Below	Avg Maturity (in yrs)
Aditya Birla Sun Life Income Fund	Oct 95	0.89	1,515	104.37	-1.75%	1.74%	77.09	22.91	0.00	5.34
Canara Robeco Income Fund	Sep 02	1.88	126	47.05	-0.40%	1.55%	80.83	19.17	0.00	7.39
HDFC Income Fund	Sep 00	2.12	533	48.27	1.68%	1.49%	63.96	36.04	0.00	8.47
HSBC Medium to Long Duration Fund Fund	Dec 02	2.04	41	35.55	1.51%	1.50%	95.40	4.60	0.00	5.68
ICICI Prudential Bond Fund	Aug 08	1.18	2,402	32.86	-1.25%	1.64%	59.85	40.15	0.00	5.68
IDFC Bond Fund - Income Plan	Jul 00	1.99	502	54.84	-4.91%	1.60%	97.88	2.12	0.00	5.09
JM Medium to Long Duration Fund	Apr 95	1.03	20	51.46	-3.09%	1.71%	87.37	12.63	0.00	6.37
Kotak Bond Fund	Nov 99	1.79	1,548	63.83	-0.94%	1.39%	86.21	13.79	0.00	6.26
LIC MF Bond Fund	Mar 99	0.71	117	59.58	-8.75%	1.79%	84.53	15.47	0.00	8.65
Nippon India Income Fund	Dec 97	1.75	239	74.63	8.48%	1.75%	70.17	29.83	0.00	7.59
SBI Magnum Income Fund	Nov 98	1.46	1,501	58.47	-2.04%	1.88%	61.25	19.92	18.83	9.07
UTI Bond Fund	May 98	1.63	282	60.95	1.97%	1.75%	72.53	25.74	1.73	7.60
Average		1.54			-0.79%		78.09	20.20	1.71	6.93

Dynamic Bond Fund

Scheme Name	Date of Inception	^ Expense Ratio %	As on 30th Dec 2022		% Change over a quarter		% Exposure in Holdings*			
			Corpus in crs	NAV (Rs)	Corpus	NAV	Gsec/SOV	AAA and Equivalent	AA Equivalent & Below	Avg Maturity (in yrs)
Aditya Birla Sun Life Dynamic Bond Fund	Sep 04	1.18	1,779	38.06	-0.11%	1.61%	31.67	35.93	32.40	3.31
Axis Dynamic Bond Fund	Apr 11	0.67	1,676	24.45	-0.56%	2.07%	31.62	68.38	0.00	7.09
Baroda BNP Paribas Dynamic Bond Fund	Sep 04	1.69	112	37.99	-6.76%	1.68%	80.65	19.35	0.00	4.67
Canara Robeco Dynamic Bond Fund	May 09	1.75	116	24.93	-3.57%	1.76%	79.22	20.78	0.00	6.81
DSP Strategic Bond Fund	May 07	1.14	497	2739.52	-2.15%	1.21%	11.54	83.40	5.06	1.25
HDFC Dynamic Debt Fund	Apr 97	1.75	526	74.44	3.81%	1.29%	81.78	17.45	0.77	5.82
HSBC Dynamic Bond Fund	Aug 06	1.61	213	24.50	428.15%	1.15%	42.47	57.53	0.00	3.81
ICICI Prudential All Seasons Bond Fund	Mar 02	1.38	6,264	30.34	6.99%	1.60%	46.30	19.70	34.00	5.96
IDFC Dynamic Bond Fund	Jun 02	1.62	2,210	28.14	-6.41%	1.65%	98.66	1.34	0.00	3.31
IIFL Dynamic Bond Fund	Jun 13	0.52	453	18.38	-15.26%	1.52%	12.35	67.55	20.10	4.79
Indiabulls Dynamic Bond Fund	Dec 18	0.76	26	1256.48	1.79%	1.66%	57.09	33.13	9.77	1.33
ITI Dynamic Bond Fund	Jul 21	1.20	56	10.56	156.89%	1.41%	28.60	71.40	0.00	0.58
JM Dynamic Bond Fund	Jun 03	0.98	44	34.53	-2.45%	1.57%	59.77	40.23	0.00	3.63
Kotak Dynamic Bond Fund	May 08	1.32	1,999	30.91	-1.15%	1.61%	62.80	22.77	14.43	7.25
Mahindra Manulife Dynamic Bond Yojana	Aug 18	1.61	70	11.95	-7.10%	1.59%	64.75	35.25	0.00	4.45
Mirae Asset Dynamic Bond Fund	Mar 17	1.12	216	13.69	-9.89%	1.82%	48.70	51.30	0.00	3.91
Nippon India Dynamic Bond Fund	Nov 04	0.72	3,406	30.59	12.41%	1.88%	97.07	2.93	0.00	7.39
PGIM India Dynamic Bond Fund	Jan 12	1.63	136	2188.77	0.88%	1.00%	55.31	44.69	0.00	2.17
Quantum Dynamic Bond Fund	May 15	0.61	84	17.66	0.44%	2.37%	66.81	33.19	0.00	2.30
SBI Dynamic Bond Fund	Jan 04	1.64	2,351	29.48	-1.95%	1.97%	72.05	27.95	0.00	10.03
Union Dynamic Bond Fund	Feb 12	1.51	96	19.40	1.18%	1.65%	68.81	31.19	0.00	7.52
UTI Dynamic Bond Fund	Jun 10	1.54	364	25.75	10.50%	1.25%	47.97	46.64	5.38	3.95
Average		1.27			25.71%		56.64	37.82	5.54	4.61

Corporate Bond Fund

Scheme Name	Date of Inception	^ Expense Ratio %	As on 30th Dec 2022		% Change over a quarter		% Exposure in Holdings*			
			Corpus in crs	NAV (Rs)	Corpus	NAV	Gsec/SOV	AAA and Equivalent	AA Equivalent & Below	Avg Maturity (in yrs)
Aditya Birla Sun Life Corporate Bond Fund	Mar 97	0.46	12,603	92.78	-6.67%	1.70%	27.48	71.96	0.55	2.37
Axis Corporate Debt Fund	Jul 17	0.93	2,990	14.12	-5.96%	1.53%	22.46	77.54	0.00	3.19
Baroda BNP Paribas Corp Bond Fund	Nov 08	0.64	20	22.59	-29.15%	1.46%	10.63	84.27	5.11	3.34
Canara Robeco Corporate Bond Fund	Feb 14	1.03	196	18.35	-3.72%	1.46%	24.17	75.83	0.00	2.03
DSP Corporate Bond Fund	Sep 18	0.49	2,647	13.33	4.60%	1.95%	28.69	71.31	0.00	4.13
Franklin India Corporate Debt Fund	Jun 97	0.78	748	82.21	-2.39%	1.52%	22.20	75.41	2.39	1.87
HDFC Corporate Bond Fund	Jun 10	0.60	23,220	26.76	8.95%	1.58%	27.91	72.09	0.00	4.84
HSBC Corporate Bond Fund	Mar 97	0.63	7,235	60.68	6.73%	1.95%	26.05	73.95	0.00	5.79
ICICI Prudential Corporate Bond Fund	Sep 04	0.58	16,440	24.55	11.22%	1.48%	26.15	73.85	0.00	4.36
IDFC Corporate Bond Fund	Jan 16	0.61	15,405	15.99	-6.74%	1.51%	15.42	84.58	0.00	1.23
Invesco India Corporate Bond Fund	Aug 07	0.66	2,523	2633.54	17.84%	1.60%	24.32	75.68	0.00	2.09
Kotak Corporate Bond Fund	Sep 07	0.66	8,840	3115.27	2.96%	1.55%	12.42	87.58	0.00	3.28
Mirae Asset Corp Bond Fund	Mar 21	0.91	62	10.64	-19.50%	1.66%	14.70	85.30	0.00	2.86
Nippon India Corporate Bond Fund	Sep 00	0.68	1,582	49.28	11.89%	1.81%	13.01	76.87	10.12	2.28
PGIM India Corp Bond Fund	Jan 03	0.99	53	36.06	-2.61%	1.31%	12.25	81.22	6.52	1.65
SBI Corporate Bond Fund	Feb 19	0.80	16,117	12.87	2.30%	1.62%	18.40	80.80	0.80	3.17
Sundaram Corporate Bond Fund	Dec 04	0.54	1,035	33.47	-0.36%	1.51%	8.78	91.22	0.00	0.40
Tata Corporate Bond Fund	Dec 21	0.87	427	10.24	-0.73%	1.56%	16.22	67.74	16.04	2.99
Union Corporate Bond Fund	May 18	0.69	374	12.69	-4.14%	1.50%	12.44	83.65	3.91	2.61
UTI Corporate Bond Fund	Aug 18	0.57	3,150	13.58	0.30%	1.55%	20.63	79.37	0.00	2.64
Average		0.71			-0.76%		19.22	78.51	2.27	2.86

Credit Risk Fund

Scheme Name	Date of Inception	^ Expense Ratio %	As on 30th Dec 2022		% Change over a quarter		% Exposure in Holdings*			
			Corpus in crs	NAV (Rs)	Corpus	NAV	AAA and Equivalent	AA and Equivalent	Below AA Including FD	Avg Maturity (in yrs)
Aditya Birla Sun Life Credit Risk Fund	Apr 15	1.54	1,202	17.16	-0.24%	1.71%	28.48	65.87	5.65	2.97
Axis Credit Risk Fund	Jul 15	1.66	622	17.70	-4.67%	1.60%	46.18	46.42	7.39	2.02
Bank of India Credit Risk Fund	Feb 15	1.53	166	10.54	0.38%	1.29%	32.71	66.38	0.91	1.17
Baroda BNP Paribas Credit Risk Fund	Jan 15	1.60	187	18.28	-7.57%	1.47%	25.50	74.33	0.17	3.24
DSP Credit Risk Fund	May 03	1.51	234	33.68	-4.01%	1.52%	38.20	61.80	0.00	1.73
HDFC Credit Risk Debt Fund	Mar 14	1.57	8,508	19.96	-1.25%	1.60%	43.46	51.48	5.07	2.56
HSBC Credit Risk Fund	Oct 09	1.66	138	24.19	-13.70%	1.54%	32.76	67.24	0.00	0.19
ICICI Prudential Credit Risk Fund	Dec 10	1.55	7,866	26.06	-0.47%	1.72%	33.53	50.10	16.38	2.32
IDBI Credit Risk Fund	Mar 14	1.35	26	15.68	-12.39%	1.72%	35.46	64.54	0.00	2.78
IDFC Credit Risk Fund	Mar 17	1.60	565	13.91	-8.38%	1.58%	45.94	54.06	0.00	5.29
Invesco India Credit Risk Fund	Sep 13	1.50	129	1516.28	-0.04%	1.44%	47.69	52.31	0.00	1.57
Kotak Credit Risk Fund	May 10	1.71	1,410	24.60	-6.25%	1.25%	25.91	57.89	16.20	2.96
Nippon India Credit Risk Fund	Jun 05	1.65	1,020	28.53	1.28%	1.58%	49.87	29.91	20.22	1.97
SBI Credit Risk Fund	Jul 14	1.55	2,834	37.29	-2.84%	1.58%	40.44	50.02	9.54	3.68
UTI Credit Risk Fund	Nov 12	1.60	448	14.25	-5.06%	1.75%	33.58	63.76	2.66	2.35
Average		1.57			-4.35%		37.31	57.07	5.61	2.45

Banking and PSU Fund

Scheme Name	Date of Inception	^ Expense Ratio %	As on 30th Dec 2022		% Change over a quarter		% Exposure in Holdings*			
			Corpus in crs	NAV (Rs)	Corpus	NAV	Gsec/SOV	AAA and Equivalent	AA Equivalent & Below	Avg Maturity (in yrs)
Aditya Birla Sun Life Banking & PSU Debt Fund	Oct 99	0.70	8,030	304.37	-5.60%	1.53%	17.67	78.86	3.47	3.11
Axis Banking & PSU Debt Fund	Jun 12	0.63	13,113	2200.25	-1.51%	1.52%	10.18	89.82	0.00	2.72
Baroda BNP Paribas Banking and PSU Bond Fund	Dec 20	0.80	53	10.54	-34.60%	1.27%	0.00	91.79	8.21	2.74
Canara Rob Banking and PSU Debt Fund	Aug 22	0.71	395	10.14	-10.45%	1.52%	11.21	88.79	0.00	2.90
DSP Banking & PSU Debt Fund	Sep 13	0.57	2,508	19.92	-0.28%	1.49%	12.23	87.77	0.00	2.19
Edelweiss Banking and PSU Debt Fund	Sep 13	0.64	355	20.45	-1.47%	2.02%	18.37	81.63	0.00	5.95
Franklin India Banking & PSU Debt Fund	Apr 14	0.53	705	18.68	-3.34%	1.60%	24.72	73.86	1.42	2.68
HDFC Banking and PSU Debt Fund	Mar 14	0.82	4,831	19.10	-3.39%	1.43%	18.14	79.20	2.67	2.82
HSBC Banking and PSU Debt Fund	Sep 07	0.61	4,579	20.31	1.15%	1.62%	28.49	71.51	0.00	3.08
ICICI Prudential Banking & PSU Debt Fund	Jan 10	0.80	7,162	27.08	-9.20%	1.41%	28.97	62.70	8.33	7.41

Banking and PSU Fund

Scheme Name	Date of Inception	^ Expense Ratio %	As on 30th Dec 2022		% Change over a quarter		% Exposure in Holdings*			
			Corpus in crs	NAV (Rs)	Corpus	NAV	Gsec/SOV	AAA and Equivalent	AA Equivalent & Below	Avg Maturity (in yrs)
IDFC Banking & PSU Debt Fund	Mar 13	0.62	14,408	20.55	-5.00%	1.46%	10.49	89.51	0.00	0.25
Invesco India Banking & PSU Debt Fund	Dec 12	0.70	132	1882.62	-24.88%	1.57%	17.06	82.94	0.00	2.73
ITI Banking & PSU Debt Fund	Oct 20	0.70	28	10.93	3.82%	1.57%	0.00	100.00	0.00	0.46
Kotak Banking & PSU Debt Fund	Dec 98	0.80	5,906	54.26	-9.70%	1.58%	20.54	69.88	9.58	6.35
LIC MF Banking & PSU Debt Fund	May 07	0.83	1,239	28.97	-3.98%	1.46%	16.18	83.82	0.00	3.11
Mirae Asset Banking & PSU Debt Fund	Jul 20	0.84	95	10.82	-8.10%	1.45%	15.09	84.91	0.00	2.52
Nippon India Banking & PSU Debt Fund	May 15	0.84	3,979	17.23	-4.25%	1.56%	16.34	83.63	0.03	3.35
PGIM India Banking & PSU Debt Fund	Mar 13	0.41	57	20.30	-12.29%	1.47%	10.99	89.01	0.00	2.22
SBI Banking & PSU Fund	Oct 09	0.82	5,057	2597.40	-4.25%	1.55%	10.78	87.12	2.09	2.59
Sundaram Banking & PSU Debt Fund	Mar 15	0.40	455	35.69	-0.75%	1.59%	13.95	86.05	0.00	2.57
Tata Banking & PSU Debt Fund	Oct 19	0.72	274	11.96	-4.85%	1.50%	11.40	88.60	0.00	0.89
TRUSTMF Banking & PSU Debt Fund	Feb 21	0.71	376	1062.30	-9.33%	1.52%	14.96	78.28	6.76	3.69
UTI Banking & PSU Debt Fund	Jan 14	0.57	527	18.27	1.46%	1.75%	26.68	73.32	0.00	4.01
Average		0.69			-6.56%		15.41	82.74	1.85	3.06

Floater Fund

Scheme Name	Date of Inception	^ Expense Ratio %	As on 30th Dec 2022		% Change over a quarter		% Exposure in Holdings*			
			Corpus in crs	NAV (Rs)	Corpus	NAV	AAA and Equivalent	AA and Equivalent	Below AA Including FD	Avg Maturity (in yrs)
Aditya Birla Sun Life Floating Rate Fund	Jun 05	0.45	13,015	287.79	-4.43%	1.57%	100.00	0.00	0.00	0.55
Axis Floater Fund	Jul 21	0.52	460	1059.38	-33.90%	1.78%	99.99	0.00	0.01	4.09
DSP Floater Fund	Mar 21	0.51	1,192	10.74	-7.14%	1.57%	100.00	0.00	0.00	1.99
Franklin India Floating Rate Fund	Apr 01	0.98	316	33.56	4.17%	1.49%	96.77	3.23	0.00	3.03
HDFC Floating Rate Debt Fund	Jan 05	0.48	15,041	41.04	-6.51%	1.45%	85.58	14.42	0.00	3.89
ICICI Prudential Floating Interest Fund	Mar 03	1.30	11,869	350.10	6.86%	1.18%	89.93	10.07	0.00	8.82
IDFC Floating Rate Fund	Feb 21	0.83	349	10.70	-37.17%	1.49%	100.00	0.00	0.00	1.05
Kotak Floating Rate Fund	May 09	0.62	5,308	1245.68	-6.15%	1.43%	93.39	6.61	0.00	3.59
Nippon India Floating Rate Fund	Sep 05	0.60	7,348	37.24	-19.02%	1.60%	99.90	0.00	0.10	2.91
SBI Floating Rate Debt Fund	Oct 20	0.46	1,976	10.97	-10.79%	1.66%	98.73	1.27	0.00	1.28
Tata Floating Rate Fund	Jul 21	0.73	279	10.61	-21.19%	1.22%	87.35	12.65	0.00	2.06
UTI Floater Fund	Oct 18	0.85	1,721	1258.59	-12.02%	1.41%	100.00	0.00	0.00	0.91
Average		0.69			-12.27%		95.97	4.02	0.01	2.85

Gilt Fund

Scheme Name	Date of Inception	^ Expense Ratio %	As on 30th Dec 2022		% Change over a quarter		Avg Maturity (in yrs)
			Corpus in crs	NAV (Rs)	Corpus	NAV	
Aditya Birla SL Government Securities Fund	Sep 99	0.94	1,341	67.10	5.37%	1.79%	3.14
Axis Gilt Fund	Jan 12	1.00	126	20.85	-0.39%	1.07%	5.40
Baroda BNP Paribas Gilt Fund	Mar 02	1.86	28	34.66	6.25%	1.66%	4.55
Canara Robeco Gilt Fund	Dec 99	1.25	80	62.89	-6.73%	1.83%	7.87
DSP Government Securities Fund	Sep 99	1.06	416	78.28	4.14%	1.61%	4.54
Edelweiss Government Securities Fund	Feb 14	1.34	117	20.31	2.05%	1.69%	5.05
Franklin India Government Securities Fund	Jun 99	1.02	129	49.81	-15.26%	1.61%	3.06
HDFC Gilt Fund	Jul 01	0.90	1,715	45.64	2.66%	1.69%	5.43
HSBC Gilt Fund	Mar 00	1.70	239	55.84	-2.00%	1.25%	6.60
ICICI Prudential Gilt Fund	Aug 99	1.14	2,601	83.79	6.40%	1.22%	9.17
IDFC Gov Sec. Fund-Inv Plan	Mar 04	1.24	1,418	28.91	2.20%	1.75%	3.47
Invesco India Gilt Fund	Feb 08	1.25	22	2334.13	3.05%	1.61%	3.28
Kotak Gilt Fund	Dec 98	1.50	1,810	80.24	6.25%	1.35%	7.40
LIC MF Gilt Fund	Nov 99	1.48	47	49.97	-2.77%	1.30%	7.29
Nippon India Gilt Securities Fund	Aug 08	1.57	1,144	31.58	2.18%	1.53%	8.90
PGIM India Gilt Fund	Oct 08	1.46	134	25.07	-4.19%	1.31%	3.34
SBI Magnum Gilt Fund	Dec 00	0.94	3,968	54.18	5.19%	2.00%	11.34
Tata Gilt Securities Fund	Sep 99	1.71	252	64.41	1.12%	0.75%	8.80
Union Gilt Fund	Aug 22	1.14	122	10.16	-22.50%	1.78%	5.27
UTI Gilt Fund	Jan 02	0.94	512	51.98	-1.28%	1.62%	4.96
Average		1.27			-0.41%		5.94

Gilt Fund with 10 yr constant duration

Scheme Name	Date of Inception	^ Expense Ratio %	As on 30th Dec 2022		% Change over a quarter		Avg Maturity (in yrs)
			Corpus in crs	NAV (Rs)	Corpus	NAV	
DSP 10Y G-Sec Fund	Sep 99	0.52	42	17.72	-23.17%	2.13%	9.57
ICICI Prudential Constant Maturity Gilt Fund	Nov 03	0.39	403	19.93	20.07%	2.09%	9.32
IDFC Government Securities Fund - Constant Maturity Plan	Sep 14	0.65	215	36.90	2.43%	2.07%	9.48
SBI Magnum Constant Maturity Fund	Apr 01	0.64	834	51.79	2.14%	2.06%	9.66
UTI Gilt Fund with 10 year Constant Duration	Aug 22	0.69	99	10.27	8.43%	2.07%	9.50
Average		0.55			0.36%		9.51

DEFINITION OF LARGE CAP, MID CAP AND SMALL CAP:

- **Large Cap:** 1st -100th company in terms of full market capitalization
- **Mid Cap:** 101st -250th company in terms of full market capitalization
- **Small Cap:** 251st company onwards in terms of full market capitalization

SCHEME CLASSIFICATION:**Equity Schemes:**

Flexi Cap Fund: An open ended equity scheme investing across large cap, mid cap, small cap stocks, Minimum investment in equity & equity related instruments 65% of total assets

Multi Cap Funds: Minimum investment in equity & equity related instruments 75% of total assets, with a minimum 25% allocation to large, mid and small cap stocks

Large Cap Fund: An open ended equity scheme predominantly investing in large cap stocks, Minimum investment in equity & equity related instruments of large cap companies 80% of total assets

Large & Mid Cap Fund: An open ended equity scheme investing in both large cap and mid cap stocks, Minimum investment in equity & equity related instruments of large cap companies 35% of total assets & mid cap companies 35% of total assets

Mid Cap Fund: An open ended equity scheme predominantly investing in mid cap stocks, Minimum investment in equity & equity related instruments of mid cap companies 65% of total assets

Small cap Fund: An open ended equity scheme predominantly investing in small cap stocks, Minimum investment in equity & equity related instruments of small cap companies 65% of total assets

Dividend Yield Fund: An open ended equity scheme predominantly investing in dividend yielding stocks, Minimum investment in equity 65% of total assets

Value Fund: An open ended equity scheme following a value investment strategy, Minimum investment in equity & equity related instruments 65% of total assets

Contra Fund: An open ended equity scheme following contrarian investment strategy, Minimum investment in equity & equity related instruments 65% of total assets

Focused Fund: An open ended equity scheme investing in maximum 30 stocks (where the scheme intends to focus, multi cap, large cap, mid cap, small cap), Minimum investment in equity & equity related instruments 65% of total assets

Sectoral/ Thematic: An open ended equity scheme investing in Sector / Theme, Minimum investment in equity & equity related instruments of a particular sector / particular theme 80% of total assets

ELSS: An open ended equity linked saving scheme with a statutory lock in of 3 years and tax benefit, Minimum investment in equity & equity related instruments 80% of total assets

Debt Schemes:

Overnight Fund: Investment in overnight securities having maturity of 1 day

Liquid Fund: Investment in Debt and money market securities with maturity of upto 91 days only

Ultra Short Duration Fund : Investment in Debt & Money Market instruments such that the Macaulay duration of the portfolio is between 3 - 6 months

Low Duration Fund: Investment in Debt & Money Market instruments such that the Macaulay duration of the portfolio is between 6 - 12 months

Money Market Fund: Investment in Money Market instruments having maturity upto 1 year

Short Duration FundL: Investment in Debt & Money Market instruments such that the Macaulay duration of the portfolio is between 1 - 3 years

Medium Duration Fund: Investment in Debt & Money Market instruments such that the Macaulay duration of the portfolio is between 3 - 4 years. Portfolio Macaulay duration under anticipated adverse situation is 1 year to 4 years.

Medium to Long Duration Fund: Investment in Debt & Money Market instruments such that the Macaulay duration of the portfolio is between 4 - 7 years. Portfolio Macaulay duration under anticipated adverse situation is 1 year to 7 years.

Long Duration Fund: Investment in Debt & Money Market Instruments such that the Macaulay duration of the portfolio is greater than 7 years

Dynamic Bond Fund: Investment across duration

Corporate Bond Fund: Minimum investment in corporate bonds 80% of total assets (only in AA+ and above rated corporate bonds)

Credit Risk Fund: Minimum investment in corporate bonds 65% of total assets [only in AA (excluding AA+) and below rated corporate bonds]

Banking and PSU Fund: Minimum investment in Debt instruments of banks, Public Sector Undertakings, Public Financial Institutions and Municipal Bonds - 80% of total assets

Gilt Fund: Minimum investment in Gsecs 80% of total assets (across maturity)

Gilt Fund with 10 year constant duration : Minimum investment in Gsecs 80% of total assets such that the Macaulay duration of the portfolio is equal to 10 years

Floater Fund: Minimum investment in floating rate instruments (including fixed rate instruments converted to floating rate exposures using swaps/ derivatives) - 65% of total assets

Macaulay Duration : It is the weighted average term to maturity of the cash flows from an instrument. The weight of each cash flow is determined by dividing the present value of the cash flow by the price. Macaulay duration is a measure of interest rate sensitivity of a Fixed income instrument. Higher the Macaulay duration, higher would be the interest rate risk.

Hybrid Schemes:

Conservative Hybrid Fund: An open ended hybrid scheme investing predominantly in debt instruments, Investment in equity & equity related instruments between 10% and 25% of total assets; Debt instruments between 75% and 90% of total assets

Aggressive Hybrid Fund: An open ended hybrid scheme investing predominantly in equity and equity related instruments, Equity & Equity related instruments between 65% and 80% of total assets; Debt instruments between 20% 35% of total assets

Dynamic Asset Allocation or Balanced Advantage: An open ended dynamic asset allocation fund, Investment in equity / debt that is managed dynamically

Multi Asset Allocation: An open ended scheme investing in three different asset classes with a minimum allocation of at least 10% each in all three asset classes

Arbitrage Fund: An open ended scheme investing in arbitrage opportunities. Minimum investment in equity & equity related instruments 65% of total assets

Equity Savings: An open ended scheme investing in equity,

arbitrage and debt, Minimum investment in equity & equity related instruments 65% of total assets and debt 10% of total assets

Solution Oriented Schemes :

Retirement Fund: An open ended retirement solution oriented scheme having a lock-in of 5 years or till retirement age (whichever is earlier)

Children's Fund: An open ended fund for investment for children having a lock-in for at least 5 years or till the child attains age of majority (whichever is earlier)

Other Schemes:

Index Funds/ ETFs: Minimum investment in securities of a particular index (which is being replicated / tracked) 95% of total assets

FoFs (Overseas/ Domestic): An open ended fund of fund scheme. Minimum investment in the underlying fund 95% of total assets

How To Read Fund Performance Scorecard

Rank: Higher the return, Higher the rank, i.e. scheme with the highest return will have the first rank. If a scheme has higher ranks (Rank 1 or 2) in all the given periods, then that scheme is considered to be a good performing as well as consistent scheme.

Quartile: Performance for the period is differentiated in four quartiles. First quartile represents best performing schemes (top 25% schemes), while last or fourth quartile represents relatively worst performing schemes for the period. **If a scheme remains in first or second quartile for all the given periods, then the performance of the scheme is considered as consistent & above average.** For further filtration, risk ratio should be considered.

Standard Deviation: Standard Deviation is absolute measure of volatility. It suggests the deviation of returns from its mean.

Beta: It is the measure of the volatility of a security or a portfolio as compared to the market as a whole. Beta signifies the risk or volatility relative to the Benchmark Indices. By definition, benchmark index holds Beta of 1. For example - If a fund's Beta is 1.2, it simply means that the fund is 1.2 times more volatile than the benchmark index.

Sharpe Ratio: The Sharpe ratio, also known as Reward to Risk Ratio, measures the risk-adjusted performance. It indicates the excess return per unit of risk associated with the excess return.

To calculate Sharpe ratio, risk free rate is subtracted from portfolio returns and dividing the result by the standard deviation of the portfolio returns. **The higher the Sharpe Ratio, the better the performance.** A negative Sharpe indicates that a rational investor would choose risk-less asset over the risky investment under analysis.

Treynor Ratio: The Treynor ratio, also known as the Reward to Volatility ratio, measures returns earned in excess of that which could have been earned on a risk-less investment per each unit of market risk. To calculate Treynor ratio, risk free rate is subtracted from portfolio returns and dividing the result by the Beta of the portfolio returns. Treynor ratio is a risk-adjusted measure of return based on systematic risk. It is similar to the Sharpe ratio, but the Treynor ratio uses beta as the measurement of volatility whereas Sharpe ratio uses Standard Deviation. **The higher Treynor Ratio score means better the fund.**

Alpha: The excess return of the fund relative to the return of the benchmark index is a fund's alpha. Alpha is the actual return in excess to what was predicted using the CAPM model. Alpha is often considered to represent the value that a portfolio manager adds to or subtracts from a fund's return. **The higher Alpha score means better the fund.**

Diversification - A risk management technique that mixes a wide variety of investments within a portfolio. The rationale behind this technique contends that a portfolio of different kinds of investments will, on average, yield higher returns and pose a lower risk than any individual investment found within the portfolio. Diversification strives to smooth out unsystematic risk events in a portfolio so that the positive performance of some investments will neutralize the negative performance of others. Therefore, the benefits of diversification will hold only if the securities in the portfolio are not perfectly correlated (ideally perfectly negatively correlated).

Risk Adjusted Returns - We should know that how much risk is involved in producing an investment's return. The return generated in excess of risk is known as Risk Adjusted Return and is generally expressed as a number or rating. Risk-adjusted returns are applied to individual securities and investment funds and portfolios. There are five principal risk measures: Alpha, Beta, R-squared, Standard Deviation and the Sharpe ratio. Each risk measure is unique in how it measures risk.

Large Cap Fund

Scheme Name	CAGR Returns %				Quartile			
	1 Yr	3 Yr	5 Yr	10 Yr	1 Yr	3 Yr	5 Yr	10 Yr
Aditya Birla Sun Life Frontline Equity Fund - Gr	4.58	14.60	9.59	13.51	2	2	3	2
Axis Bluechip Fund - Gr	-4.80	10.61	11.47	13.69	4	4	1	1
Bank of India Bluechip Fund - Gr	-1.92	N.A.	N.A.	N.A.	4	-	-	-
Baroda BNP Paribas Large Cap Fund - Gr	5.11	13.82	10.84	13.88	1	3	1	1
CaN.A.ra Robeco Bluechip Equity Fund - Gr	1.80	15.41	13.07	13.39	3	1	1	2
DSP Top 100 Equity Fund Gr	2.35	9.00	7.80	10.26	3	4	4	4
Edelweiss Large Cap Fund - Gr	4.26	14.18	11.15	13.39	2	2	1	2
Franklin India Bluechip Fund Gr	-1.18	13.73	8.41	11.38	4	3	4	4
HDFC Top 100 Fund - Gr	11.40	14.50	10.18	12.79	1	2	2	3
HSBC Large Cap Fund - Gr	1.50	12.36	9.75	11.73	3	4	3	3
ICICI Prudential Bluechip Fund - Gr	7.76	15.89	11.27	14.24	1	1	1	1
IDBI India Top 100 Equity Fund - Gr	4.00	16.02	10.77	12.94	2	1	2	2
IDFC Large Cap Fund - Regular Gr	-1.32	13.06	9.02	11.18	4	3	4	4
Indiabulls Blue Chip Fund - Gr	5.28	9.59	7.94	10.92	1	4	4	4
Invesco India Largecap Fund - Gr	-1.95	13.40	10.04	12.96	4	3	3	2
ITI Large Cap Fund - Gr	0.46	N.A.	N.A.	N.A.	4	-	-	-
JM Large Cap Fund - Gr	4.44	14.47	9.73	11.07	2	2	3	4
Kotak Bluechip Fund - Gr	3.07	14.65	11.13	13.26	2	1	1	2
LIC MF Large Cap Fund - Gr	-0.54	11.24	9.93	11.77	4	4	3	3
Mahindra Manulife Large Cap Pragati YojaN.A. - Gr	2.85	13.67	N.A.	N.A.	3	3	-	-
Mirae Asset Large Cap Fund - Gr	2.44	13.68	10.57	15.72	3	3	2	1
Nippon India Large Cap Fund - Gr	12.39	15.45	10.60	14.35	1	1	2	1
PGIM India Large Cap Fund - Gr	2.42	11.36	8.96	12.42	3	4	4	3
SBI Blue Chip Fund - Gr	5.56	15.06	10.38	14.41	1	1	2	1
Sundaram Large Cap Fund - Gr	4.95	N.A.	N.A.	N.A.	2	-	-	-
Tata Large Cap Fund - Gr	4.14	13.86	9.91	12.29	2	2	3	3
Taurus Largecap Equity Fund - Gr	7.59	11.22	7.12	9.39	1	4	4	4
Union Largecap Fund - Gr	0.60	13.49	9.39	N.A.	3	3	4	-
UTI Master Share - Gr	-0.80	14.53	10.73	12.94	4	2	2	2
Average of Large Cap Funds	2.98	13.42	9.99	12.66				
NIFTY 50 TRI	6.61	15.25	12.85	13.23				
S&P BSE 100 TRI	7.09	15.91	12.28	13.46				
Universe	29	26	25	24				

Large & Mid Cap Fund

Scheme Name	CAGR Returns %				Quartile			
	1 Yr	3 Yr	5 Yr	10 Yr	1 Yr	3 Yr	5 Yr	10 Yr
Aditya Birla Sun Life Equity Advantage Fund - Gr	-11.89	12.38	5.99	14.07	4	4	4	3
Axis Growth Opportunities Fund - Gr	-8.20	17.79	N.A.	N.A.	4	2	-	-
Bank of India Large & Mid Cap Equity Fund - Reg Gr	3.11	16.85	8.09	12.05	2	3	4	4
Baroda BNP Paribas Large & Mid Cap Fund - Gr	-0.46	N.A.	N.A.	N.A.	3	-	-	-
CaN.A.ra Robeco Emerging Equities Fund - Gr	-0.45	18.70	10.59	19.48	3	2	3	1
DSP Equity Opportunities Fund - Gr	5.26	16.07	9.61	15.03	2	3	3	2
Edelweiss Large & Mid Cap Fund - Regular Gr	2.23	17.37	11.76	14.24	3	3	2	3
Franklin India Equity Advantage Fund - Gr	-1.80	14.77	7.99	13.05	4	4	4	3
HDFC Large and Mid Cap Fund - Gr	9.34	19.84	12.07	11.65	1	1	1	4
HSBC Large and Mid Cap Fund - Gr	-2.71	14.27	N.A.	N.A.	4	4	-	-
ICICI Prudential Large & Mid Cap Fund - Gr	12.74	20.92	11.91	14.41	1	1	2	2
IDFC Core Equity Fund - Regular Plan - Gr	8.02	17.34	9.76	12.63	1	3	3	4
Invesco India Growth Opportunities Fund - Gr	0.49	13.39	10.07	14.53	3	4	3	2
Kotak Equity Opportunities Fund - Gr	7.90	17.52	11.66	15.30	2	2	2	2
LIC MF Large & Mid Cap Fund - Gr	-1.60	14.04	9.38	N.A.	4	4	3	-
Mahindra Manulife Top 250 Nivesh YojaN.A. - Gr	2.96	20.05	N.A.	N.A.	2	1	-	-
Mirae Asset Emerging Bluechip Fund - Gr	-0.51	18.76	12.73	21.48	4	1	1	1
Motilal Oswal Large and Mid-Cap Fund - Gr	2.97	17.04	N.A.	N.A.	2	3	-	-
N.A.vi Large & Midcap Fund - Gr	1.14	15.83	9.28	N.A.	3	3	4	-
Nippon India Vision Fund Gr	3.58	15.65	6.37	12.12	2	4	4	4
Quant Large and Mid Cap Fund - Gr	14.39	25.67	13.49	18.41	1	1	1	1
SBI Large & Midcap Fund - Gr	8.55	20.07	11.86	16.24	1	1	2	1
Sundaram Large & Midcap Fund - Gr	-0.29	14.49	10.81	13.90	3	4	2	3
Tata Large & Mid Cap Fund - Gr	12.40	18.00	12.22	15.19	1	2	1	2
Union Large & Midcap Fund - Gr	-2.16	18.33	N.A.	N.A.	4	2	-	-
UTI Core Equity Fund - Gr	5.59	18.38	9.17	12.61	2	2	4	4
Average of Large & Mid Cap Funds	2.72	17.34	10.24	14.80				
NIFTY 100 TRI	5.96	15.21	12.05	13.48				
S&P BSE 200 TRI	6.77	16.94	12.35	14				
Universe	26	25	20	18				

Multi Cap Fund

Scheme Name	CAGR Returns %				Quartile			
	1 Yr	3 Yr	5 Yr	10 Yr	1 Yr	3 Yr	5 Yr	10 Yr
Aditya Birla Sun Life Multi-Cap Fund - Gr	0.65	N.A.	N.A.	N.A.	3	-	-	-
Axis Multicap Fund - Regular Gr	-1.49	N.A.	N.A.	N.A.	4	-	-	-
Baroda BNP Paribas Multi Cap Fund - Gr Plan	-2.08	19.47	10.44	13.14	4	2	3	4
HDFC Multi Cap Fund - Gr	10.66	N.A.	N.A.	N.A.	2	-	-	-
ICICI Prudential Multicap Fund - Gr	5.57	15.90	10.61	14.41	2	4	3	3
IDFC Multi Cap Fund - Gr	7.29	N.A.	N.A.	N.A.	2	-	-	-
Invesco India Multicap Fund - Gr	-1.17	17.70	8.39	16.25	4	4	4	2
ITI Multi Cap Fund - Gr	3.43	7.61	N.A.	N.A.	3	4	-	-
Kotak Multicap Fund - Gr	11.24	N.A.	N.A.	N.A.	1	-	-	-
Mahindra Manulife Multi Cap Badhat YojaN.A. - Gr	2.51	21.21	12.90	N.A.	3	2	2	-
Nippon India Multi Cap Fund - Gr	15.41	19.24	11.19	14.17	1	3	2	4
Quant Active Fund - G	11.49	35.02	20.43	20.38	1	1	1	1
Sundaram Multi Cap Fund - Gr	-0.44	18.09	9.47	15.27	4	3	4	2
Average of Multi Cap Funds	4.85	19.28	11.92	15.60				
NIFTY 500 TRI	5.33	17.17	11.52	13.84				
Universe	13	8	7	6				

Flexi Cap Fund

Scheme Name	CAGR Returns %				Quartile			
	1 Yr	3 Yr	5 Yr	10 Yr	1 Yr	3 Yr	5 Yr	10 Yr
Aditya Birla Sun Life Flexi Cap Fund - Gr	-0.10	14.19	9.25	15.29	3	3	4	1
Axis Flexi Cap Fund - Gr	-7.81	11.57	11.89	N.A.	4	4	2	-
Bank of India Flexi Cap Fund - Gr	0.00	N.A.	N.A.	N.A.	2	-	-	-
CaN.A.ra Robeco Flexi Cap Fund - Gr	-0.61	16.63	12.54	13.55	3	2	1	3
DSP Flexi Cap Fund - Reg. Plan - Gr	-3.52	14.39	10.20	13.70	4	3	3	3
Edelweiss Flexi Cap Fund - Gr	1.60	15.54	9.83	N.A.	2	2	3	-
Franklin India Flexi Cap Fund - Gr	6.47	19.56	11.12	14.96	1	1	2	2
HDFC Flexi Cap Fund - Gr	19.18	19.62	12.06	14.69	1	1	2	2
HSBC Flexi Cap Fund - Gr	-3.51	13.79	7.06	13.11	4	3	4	4
ICICI Prudential Flexicap Fund - Gr	9.49	N.A.	N.A.	N.A.	1	-	-	-
IDBI Flexi Cap Fund - Gr	-0.20	16.13	9.94	N.A.	3	2	3	-
IDFC Flexi Cap Fund - Regular Gr	-0.36	12.54	7.05	13.19	3	4	4	3
JM Flexicap Fund - Gr	8.93	16.68	12.00	15.19	1	2	2	2
Kotak Flexicap Fund - Gr	6.06	13.57	10.37	15.33	1	3	3	1
LIC MF Flexi Cap Fund - Gr	-1.80	8.75	6.29	9.19	3	4	4	4
Mahindra Manulife Flexi Cap YojaN.A. - Gr	2.26	N.A.	N.A.	N.A.	2	-	-	-
Motilal Oswal Flexi Cap Fund - Gr	-2.02	7.09	4.18	N.A.	3	4	4	-
N.A.vi Flexi Cap Fund - Gr	1.25	13.00	N.A.	N.A.	2	3	-	-
Nippon India Flexi Cap Fund - Gr	-0.07	N.A.	N.A.	N.A.	2	-	-	-
Parag Parikh Flexi Cap Fund - Reg Gr	-6.44	21.10	15.27	N.A.	4	1	1	-
PGIM India Flexi Cap Fund - Gr	-5.93	22.02	13.07	N.A.	4	1	1	-
Quant Flexi Cap Fund - Gr	12.35	37.20	17.67	18.76	1	1	1	1
SBI Flexicap Fund - Gr	1.72	14.30	9.42	15.17	2	3	3	2
Shriram Flexi Cap Fund - Gr	3.49	11.32	N.A.	N.A.	2	4	-	-
Tata Flexi Cap Fund - Gr	-2.65	11.58	N.A.	N.A.	4	4	-	-
Taurus Flexi Cap Fund - Gr	5.75	10.68	5.40	9.25	1	4	4	4
Union Flexi Cap Fund - Gr	-0.24	17.67	12.09	12.15	3	2	1	4
UTI Flexi Cap Fund - Gr	-12.41	14.99	12.03	14.00	4	2	2	3
Average of Flexi Cap Funds	1.10	15.58	10.42	13.84				
NIFTY 500 TRI	5.33	17.17	11.52	13.84				
Universe	28	24	21	15				

Mid Cap Fund

Scheme Name	CAGR Returns %				Quartile			
	1 Yr	3 Yr	5 Yr	10 Yr	1 Yr	3 Yr	5 Yr	10 Yr
Aditya Birla Sun Life Midcap Fund - Gr	-4.25	18.09	5.86	14.32	4	4	4	4
Axis MidCap Fund - Gr	-3.82	18.66	14.04	17.32	4	3	1	2
Baroda BNP Paribas Mid-cap Fund - Gr	5.91	22.32	9.63	17.21	2	2	3	3
DSP Midcap Fund - Reg Gr	-3.92	14.65	8.16	15.72	4	4	4	4
Edelweiss Mid Cap Fund - Regular Gr	3.41	24.82	11.51	19.18	3	1	2	1
Franklin India Prima Fund Gr	3.43	16.83	8.40	16.62	2	4	4	3
HDFC Mid Cap Opportunities Fund - Gr	13.60	24.11	11.22	18.64	1	2	2	1
HSBC Midcap Fund - Gr	2.12	16.22	6.62	17.28	3	4	4	3
ICICI Prudential MidCap Fund - Gr	4.30	21.22	9.54	17.47	2	3	3	2
IDBI Midcap Fund - Gr	-3.05	17.61	6.28	N.A.	4	4	4	-
Invesco India Midcap Fund - Gr	1.73	21.47	11.97	17.82	3	3	2	2
ITI Mid Cap Fund - Gr	2.53	N.A.	N.A.	N.A.	3	-	-	-
Kotak Emerging Equity Fund - Gr	6.28	23.70	12.65	18.72	1	2	1	1
Mahindra Manulife Mid Cap UnN.A.ti YojaN.A. - Gr	1.36	21.28	N.A.	N.A.	3	3	-	-
Mirae Asset Midcap Fund - Gr	5.90	24.57	N.A.	N.A.	2	1	-	-
Motilal Oswal Midcap 30 Fund - Gr	11.49	23.46	12.55	N.A.	1	2	1	-
Nippon India Growth Fund - Gr	6.97	23.65	12.47	15.83	1	2	2	4
PGIM India Midcap Opportunities Fund - Gr	-0.79	33.82	15.74	N.A.	4	1	1	-
Quant Mid Cap Fund - Gr	18.52	35.67	19.10	16.30	1	1	1	3
SBI Magnum MidCap Fund - Gr	4.34	27.10	10.93	18.14	2	1	2	1
Sundaram Mid Cap Fund - Gr	5.99	17.27	6.33	15.83	2	4	4	4
Tata Mid Cap Growth Fund - Gr	1.72	20.57	10.15	17.67	3	3	3	2
Taurus Discovery (Midcap) Fund - Gr	8.04	21.13	10.93	16.09	1	3	2	4
Union Midcap Fund - Gr	-1.24	N.A.	N.A.	N.A.	4	-	-	-
UTI Mid Cap Fund - Gr	0.35	23.49	9.84	18.08	4	2	3	2
Average of Mid Cap Funds	3.64	22.25	10.66	17.12				
NIFTY MIDCAP 100 TRI	6.01	23.85	9.37	15.31				
Universe	25	23	21	18				

Small Cap Fund

Scheme Name	CAGR Returns %				Quartile			
	1 Yr	3 Yr	5 Yr	10 Yr	1 Yr	3 Yr	5 Yr	10 Yr
Aditya Birla Sun Life Small Cap Fund - Gr	-5.48	19.41	3.02	14.75	4	4	4	4
Axis Small Cap Fund - Gr	3.20	25.72	16.65	N.A.	2	4	1	-
Bank of India Small Cap Fund - Gr	-1.14	36.69	N.A.	N.A.	3	1	-	-
CaN.A.ra Robeco Small Cap Fund - Gr	7.68	37.28	N.A.	N.A.	1	1	-	-
DSP Small Cap Fund - Gr	1.48	28.80	9.80	20.56	3	2	4	2
Edelweiss Small Cap Fund - Gr	2.38	31.93	N.A.	N.A.	2	2	-	-
Franklin India Smaller Companies Fund - Gr	4.51	24.45	8.56	18.88	2	4	4	2
HDFC Small Cap Fund - Gr	5.86	27.64	11.51	17.62	2	3	3	3
HSBC Small Cap Fund - Gr	1.68	27.54	10.40	N.A.	3	3	3	-
ICICI Prudential Smallcap Fund - Gr	6.60	28.00	12.30	16.12	2	3	2	3
IDBI Small Cap Fund - Gr	3.29	26.41	10.28	N.A.	2	3	3	-
IDFC Emerging Businesses Fund - Gr	-5.13	N.A.	N.A.	N.A.	4	-	-	-
Invesco India Smallcap Fund - Gr	0.46	26.34	N.A.	N.A.	3	4	-	-
ITI Small Cap Fund - Gr	-3.25	N.A.	N.A.	N.A.	4	-	-	-
Kotak Smallcap Fund - Gr	-2.06	30.74	14.07	18.41	4	2	2	2
Nippon India Small Cap Fund - Gr	7.45	33.97	14.28	23.99	1	1	1	1
PGIM India Small Cap Fund - Gr	-5.08	N.A.	N.A.	N.A.	4	-	-	-
Quant Small Cap Fund - Gr	10.50	53.97	23.14	15.61	1	1	1	4
SBI Small Cap Fund - Gr*	9.53	28.72	12.70	24.58	1	2	2	1
Sundaram Small Cap Fund - Gr	-1.28	25.62	5.67	15.98	4	4	4	4
Tata Small Cap Fund - Gr	9.05	31.59	N.A.	N.A.	1	2	-	-
Union Small Cap Fund - Gr	-0.24	27.78	11.25	N.A.	3	3	3	-
UTI Small Cap Fund - Gr	0.19	N.A.	N.A.	N.A.	3	-	-	-
Average of Small Cap Funds	2.18	30.14	11.69	18.65				
S&P BSE SMALL CAP TRI	0.17	29.61	9.49	15.84				
Universe	23	19	14	10				

Focused Fund

Scheme Name	CAGR Returns %				Quartile			
	1 Yr	3 Yr	5 Yr	10 Yr	1 Yr	3 Yr	5 Yr	10 Yr
Aditya Birla Sun Life Focused Equity Fund - Gr	1.19	13.71	9.50	13.59	3	3	3	2
Axis Focused 25 Fund - Gr	-13.51	8.42	8.16	13.15	4	4	4	3
Baroda BNP Paribas Focused Fund - Gr	3.29	12.72	7.40	N.A.	2	4	4	-
CaN.A.ra Robeco Focused Equity Fund - Gr	2.68	N.A.	N.A.	N.A.	2	-	-	-
DSP Focus Fund - Gr	-3.63	8.19	7.25	11.55	4	4	4	4
Franklin India Focused Equity Fund - Gr	9.95	18.84	11.23	17.22	1	2	2	1
HDFC Focused 30 Fund - Gr	19.35	19.87	8.87	12.96	1	1	3	3
HSBC Focused Equity Fund - Gr	-1.08	N.A.	N.A.	N.A.	4	-	-	-
ICICI Prudential Focused Equity Fund - Retail Gr	6.65	21.63	11.93	13.23	2	1	1	3
IDBI Focused 30 Equity Fund - Gr	2.10	14.88	8.96	N.A.	3	3	3	-
IDFC Focused Equity Fund - Regular Gr	-3.85	10.54	5.26	10.17	4	4	4	4
IIFL Focused Equity Fund - Gr	0.05	18.61	14.71	N.A.	3	2	1	-
Invesco India Focused 20 Equity Fund - Gr	-7.37	N.A.	N.A.	N.A.	4	-	-	-
JM Core 11 Fund - Reg Gr	8.17	9.58	6.83	12.45	1	4	4	4
Kotak Focused Equity Fund - Gr	2.54	15.29	N.A.	N.A.	2	3	-	-
Mahindra Manulife Focused Equity YojaN.A. - Gr	9.56	N.A.	N.A.	N.A.	1	-	-	-
Mirae Asset Focused Fund - Gr	-5.92	16.21	N.A.	N.A.	4	2	-	-
Motilal Oswal Focused 25 Fund - Gr	3.16	10.76	8.97	N.A.	2	4	3	-
Nippon India Focused Equity Fund - Gr	8.81	19.44	9.78	16.89	1	1	2	1
Quant Focused fund - Gr	10.72	22.30	11.77	17.23	1	1	2	1
SBI Focused Equity Fund - Regular Plan - Gr	-7.90	14.37	10.84	14.35	4	3	2	2
Sundaram Focused Fund - Gr	0.69	16.55	11.99	13.63	3	2	1	2
Tata Focused Equity Fund - Gr	5.81	15.79	N.A.	N.A.	2	3	-	-
Union Focused Fund - Gr	0.72	17.20	N.A.	N.A.	3	2	-	-
UTI Focused Equity Fund - Gr	0.59	N.A.	N.A.	N.A.	3	-	-	-
Average of Focused Funds	2.17	15.25	9.59	13.87				
NIFTY 50 TRI	6.61	15.25	12.85	13.23				
S&P BSE SENSEX TRI	6.64	14.88	13.63	13.56				
Universe	25	20	16	12				

Value Fund

Scheme Name	CAGR Returns %				Quartile			
	1 Yr	3 Yr	5 Yr	10 Yr	1 Yr	3 Yr	5 Yr	10 Yr
Aditya Birla Sun Life Pure Value Fund - Gr	4.63	17.17	1.91	15.20	3	3	4	2
Axis Value Fund - Gr	0.20	N.A.	N.A.	N.A.	4	-	-	-
CaN.A.ra Robeco Value Fund - Gr	12.83	N.A.	N.A.	N.A.	1	-	-	-
DSP Value Fund - Gr	-2.19	N.A.	N.A.	N.A.	4	-	-	-
HDFC Capital Builder Value Fund - Gr	4.50	16.55	8.44	14.55	4	4	3	3
HSBC Value Fund - Gr	6.08	19.03	9.41	17.53	2	2	3	1
ICICI Prudential Value Discovery Fund Gr	15.87	24.96	13.52	17.11	1	1	1	1
IDBI Long Term Value Fund - Gr	5.97	16.77	N.A.	N.A.	3	3	-	-
IDFC Sterling Value Fund - Regular Gr	3.98	24.98	9.80	15.69	4	1	3	2
Indiabulls Value Fund - Gr	3.13	13.86	4.02	N.A.	4	4	4	-
ITI Value Fund - Gr	6.31	N.A.	N.A.	N.A.	2	-	-	-
JM Value Fund - Gr Option	6.59	17.47	10.10	14.33	2	3	2	3
Nippon India Value Fund - Gr	5.62	19.17	10.45	14.19	3	2	2	4
Quant Value Fund - Gr	16.54	N.A.	N.A.	N.A.	1	-	-	-
Quantum Long Term Equity Value Fund - Reg Gr	7.36	14.30	8.24	N.A.	2	4	4	-
Tata Equity P/E Fund Gr	6.63	14.86	8.35	15.42	2	4	4	2
Templeton India Value Fund - Gr	16.54	23.00	10.09	13.74	1	1	2	4
Union Value Discovery Fund - Gr	5.91	17.59	N.A.	N.A.	3	2	-	-
UTI Value Opportunities Fund - Gr	5.17	17.30	11.76	12.52	3	3	1	4
Average of Value Funds	6.93	18.36	8.84	15.03				
NIFTY 500 TRI	5.33	17.17	11.52	13.84				
Universe	19	14	12	10				

Contra Fund

Scheme Name	CAGR Returns %				Quartile			
	1 Yr	3 Yr	5 Yr	10 Yr	1 Yr	3 Yr	5 Yr	10 Yr
Invesco India Contra Fund - Gr	4.70	17.55	10.80	16.53	4	3	4	2
Kotak India EQ Contra Fund - Gr	8.37	17.03	12.68	14.31	3	4	3	4
SBI Contra Fund - Regular Gr	13.66	30.08	13.36	14.59	2	2	2	3
Average of Contra Funds	8.91	21.55	12.28	15.14				
NIFTY 500 TRI	5.33	17.17	11.52	13.84				
Universe	3	3	3	3				

Dividend Yield Fund

Scheme Name	CAGR Returns %				Quartile			
	1 Yr	3 Yr	5 Yr	10 Yr	1 Yr	3 Yr	5 Yr	10 Yr
Aditya Birla Sun Life Dividend Yield Fund - Gr	6.09	18.55	8.02	11.19	2	3	4	4
HDFC Dividend Yield Fund - Gr	7.59	N.A.	N.A.	N.A.	1	-	-	-
ICICI Prudential Dividend Yield Equity Fund - Gr	9.74	22.42	9.41	N.A.	1	2	4	-
IDBI Dividend Yield Fund - Gr	-0.40	16.94	N.A.	N.A.	4	4	-	-
Sundaram Dividend Yield Fund - Gr	2.16	17.09	9.82	12.81	3	3	3	2
Tata Dividend Yield Fund - Gr	2.05	N.A.	N.A.	N.A.	3	-	-	-
Templeton India Equity Income Fund - Gr	5.89	22.90	12.26	13.99	2	1	1	1
UTI Dividend Yield Fund - Gr	-4.75	15.92	10.15	11.52	4	4	2	3
Average of Dividend Yield Funds	3.55	18.97	9.93	12.38				
Universe	8	6	5	4				

ELSS

Scheme Name	CAGR Returns %				Quartile			
	1 Yr	3 Yr	5 Yr	10 Yr	1 Yr	3 Yr	5 Yr	10 Yr
Aditya Birla Sun Life Tax Relief 96 Fund - Gr	-0.36	8.43	4.96	13.29	4	4	4	3
Axis Long Term Equity Fund - Gr	-10.86	9.49	9.27	15.98	4	4	3	1
Bank of India Tax Advantage Fund - Regular Gr	-0.32	22.17	11.93	15.94	4	1	1	1
Baroda BNP Paribas ELSS Fund - Gr	-1.20	12.35	8.11	13.32	4	4	3	3
CaN.A.ra Robeco Equity Tax Saver Fund - Gr	0.91	19.49	14.33	14.78	3	1	1	2
DSP Tax Saver Fund - Gr	5.38	17.45	11.49	16.09	2	2	1	1
Edelweiss Long Term Equity Fund (Tax Savings) - Gr	0.72	13.76	8.01	12.83	3	3	4	4
Franklin India Taxshield Gr	6.45	16.45	10.03	14.27	1	2	2	2
HDFC Tax saver - Gr	11.62	16.42	7.86	12.89	1	2	4	4
HSBC ELSS Fund - Gr	-1.83	12.60	6.63	12.94	4	4	4	3
ICICI Prudential Long Term Equity Fund - Regular Gr	3.25	15.78	11.20	14.47	2	2	2	2
IDBI Equity Advantage Fund - Gr	3.24	11.44	7.63	N.A.	2	4	4	-
IDFC Tax Advantage (ELSS) Fund - Regular Gr	4.91	22.51	11.25	16.47	2	1	2	1
Indiabulls Tax Savings Fund - Gr	3.72	10.43	6.37	N.A.	2	4	4	-
Invesco India Tax Plan - Gr	-6.57	13.23	9.53	14.82	4	3	2	2
ITI Long Term Equity Fund - Gr	3.41	10.79	N.A.	N.A.	2	4	-	-
JM Tax Gain Fund - Gr Option	1.65	16.09	11.50	15.15	3	2	1	1
Kotak Tax Saver - Gr	7.83	17.81	12.16	14.32	1	2	1	2
LIC MF Tax Plan Gr	-0.74	10.49	8.40	12.73	4	4	3	4
Mahindra Manulife ELSS Kar Bachat Yojana.A. - Gr	2.95	17.32	8.88	N.A.	3	2	3	-
Mirae Asset Tax Saver Fund - Gr	1.02	17.94	12.92	N.A.	3	2	1	-
Motilal Oswal Long Term Equity Fund - Gr	3.17	13.31	8.60	N.A.	3	3	3	-
N.A.vi ELSS Tax Saver Fund - Gr	-1.09	11.04	7.09	N.A.	4	4	4	-
Nippon India Tax Saver Fund - Gr	7.95	13.50	3.35	12.74	1	3	4	4
Parag Parikh Tax Saver Fund - Gr	6.33	22.35	N.A.	N.A.	2	1	-	-
PGIM India Long Term Equity Fund - Gr	5.39	19.18	11.44	N.A.	2	1	2	-
Quant Tax Plan Gr	13.34	38.03	21.05	20.69	1	1	1	1
Quantum Tax Saving Fund - Regular plan - Gr	7.98	14.56	8.33	N.A.	1	3	3	-
SBI Long Term Equity Fund - Gr	7.96	18.41	9.69	13.54	1	1	2	3
Shriram Long Term Equity Fund - Gr	3.17	11.84	N.A.	N.A.	3	4	-	-
Sundaram Tax Savings Fund - Gr	5.36	17.71	8.80	14.92	2	2	3	2
Tata India Tax Savings Fund Regular Plan - Gr	6.71	15.43	9.95	N.A.	1	3	2	-
Taurus Tax Shield - Gr	7.77	13.10	9.40	11.97	1	3	3	4
Union Long Term Equity Fund - Gr	2.45	18.60	11.93	12.68	3	1	1	4
UTI Long Term Equity Fund (Tax Saving) - Gr	-2.35	15.47	9.77	13.01	4	3	2	3
Average of ELSS	3.12	15.86	9.75	14.34				
NIFTY 500 TRI	5.33	17.17	11.52	13.84				
S&P BSE 200 TRI	6.77	16.94	12.35	14				
Universe	35	35	32	23				

Sectoral Fund

Scheme Name		CAGR Returns %				Quartile			
		6M	1 Yr	3 Yr	5 Yr	6M	1 Yr	3 Yr	5 Yr
Banking Funds	Aditya Birla Sun Life Banking And FIN.A.ncial Services Fund - Regular Gr	25.85	12.64	9.49	8.11	3	4	2	4
	Baroda BNP Paribas Banking and FIN.A.ncial Services Fund - Gr	24.63	16.80	7.11	9.02	3	2	4	3
	HDFC Banking & FIN.A.ncial Services Fund - Gr	27.08	16.38	N.A.	N.A.	2	2	-	-
	ICICI Prudential Banking and FIN.A.ncial Services Fund - Gr	21.59	12.88	9.10	8.28	4	4	3	3
	IDBI Banking & FIN.A.ncial Services Fund - Gr	23.11	11.75	7.05	N.A.	4	4	4	-
	Invesco India FIN.A.ncial Services Fund - Gr	26.46	13.93	9.36	9.73	2	3	3	2
	ITI Banking and FIN.A.ncial Services Fund - Gr	22.57	9.35	N.A.	N.A.	4	4	-	-
	LIC MF Banking & FIN.A.ncial Services Fund - Gr	28.55	20.88	8.54	4.79	1	1	3	4
	Mirae Asset Banking and FIN.A.ncial Services Fund - Gr	24.35	14.21	N.A.	N.A.	3	3	-	-
	Nippon India Banking & FIN.A.ncial Services Fund - Gr	27.42	21.70	11.69	8.90	2	1	1	3
	SBI Banking & FIN.A.ncial Services Fund - Gr	22.15	14.66	9.87	12.02	4	3	2	1
	Sundaram FIN.A.ncial Services Opportunities Fund - Gr	27.46	17.91	11.18	11.00	2	2	1	2
	Tata Banking & FIN.A.ncial Services Fund - Gr	30.60	18.08	10.09	11.01	1	2	1	2
	Taurus Banking & FIN.A.ncial Services Fund - Gr	29.91	19.28	9.87	12.02	1	1	2	1
	UTI Banking and FIN.A.ncial Services Fund - Gr	26.23	16.33	7.35	5.30	3	3	4	4
Average of Banking Funds		25.86	15.79	9.23	9.11				
Technology Funds	Aditya Birla Sun Life Digital India Fund - Gr	5.56	-21.35	28.35	21.90	2	2	2	4
	Franklin India Technology Fund - Gr	2.36	-22.22	19.04	16.33	4	3	4	4
	ICICI Prudential Technology Gr	3.57	-22.92	31.71	22.92	3	4	1	1
	SBI Technology Opportunities Fund - Regular Plan - Gr	8.24	-15.37	27.19	22.20	1	1	4	3
	Tata Digital India Fund - Gr	3.36	-23.01	27.25	22.70	4	4	3	2
Average of Technology Funds		4.62	-20.97	26.71	21.21				
Pharma Funds	Aditya Birla Sun Life Pharma & Healthcare Fund - Gr	5.47	-12.10	17.18	N.A.	4	4	4	-
	DSP Healthcare Fund - Gr	13.73	-6.89	26.24	N.A.	1	1	1	-
	ICICI Prudential Pharma Healthcare And Diagnostics (PH.D) Fund - Gr	6.74	-7.79	22.77	N.A.	3	2	3	-
	IDBI Healthcare Fund - Gr	4.03	-11.93	16.43	N.A.	4	4	4	-
	ITI Pharma and Healthcare Fund - Gr	8.83	-7.95	N.A.	N.A.	2	2	-	-
	Mirae Asset Healthcare Fund - Gr	5.73	-11.25	24.72	N.A.	4	3	1	-
	Nippon India Pharma Fund - Gr	8.36	-8.95	22.87	14.39	2	3	2	1
	SBI Healthcare Opportunities Fund - Regular Plan - Gr	11.13	-5.19	23.22	12.57	1	1	2	3
	Tata India Pharma & Healthcare Fund - Gr	7.58	-7.32	21.56	13.08	2	2	3	2
UTI Healthcare Fund - Gr	6.14	-11.81	20.40	10.33	3	4	4	4	
Average of Pharma Funds		7.77	-9.12	21.71	12.59				
FMCG/ Consumption Funds	Baroda BNP Paribas India Consumption Fund - Gr	12.14	5.88	16.02	N.A.	4	4	2	-
	Ca.N.A.ra Robeco Consumer Trends Fund - Regular Gr	17.55	7.46	18.24	13.89	1	3	2	1
	ICICI Prudential Bharat Consumption Fund - Gr	8.70	11.21	14.15	N.A.	4	2	3	-
	ICICI Prudential FMCG Fund-Gr	14.40	19.44	15.70	11.65	3	1	3	2
	Mahindra Manulife Rural Bharat and Consumption Yojana - Gr	13.80	8.98	13.13	N.A.	3	3	4	-
	Mirae Asset Great Consumer Fund - Gr	16.29	8.55	16.41	11.91	2	3	2	2
	Nippon India Consumption Fund - Gr	18.02	15.62	23.22	12.57	1	1	1	1
	SBI Consumption Opportunities Fund - Regular Plan - Gr	15.31	14.88	20.64	11.52	2	2	1	3
	Sundaram Consumption Fund - Gr	16.82	10.94	13.93	6.99	2	2	4	4
	Tata India Consumer Fund - Gr	14.56	2.15	15.78	8.37	3	4	3	3
UTI India Consumer Fund - Gr	10.73	-1.04	12.30	7.98	4	4	4	4	
Average of Consumption / FMCG Funds		14.39	9.46	16.32	10.61				

Thematic - Infrastructure Fund

Scheme Name		CAGR Returns %				Quartile			
		1 Yr	3 Yr	5 Yr	10 Yr	1 Yr	3 Yr	5 Yr	10 Yr
Aditya Birla Sun Life Infrastructure Fund - Gr		10.23	21.29	5.79	12.64	2	3	4	3
Bank of India Manufacturing and Infrastructure Fund - Gr		4.37	26.64	9.81	13.69	4	1	2	2
Ca.N.A.ra Robeco Infrastructure - Gr		10.02	22.95	8.94	13.78	2	2	3	2
DSP T.I.G.E.R. Fund - Gr		14.94	21.13	9.39	13.49	1	3	2	2
Franklin Build India Fund - Gr		12.14	19.56	10.11	18.16	2	3	1	1
HDFC Infrastructure Fund - Gr		19.99	16.45	1.61	8.28	1	4	4	4
HSBC Infrastructure Fund - Gr		4.36	17.94	5.62	14.24	4	4	4	2
ICICI Prudential Infrastructure Fund - Gr		29.96	26.23	12.06	13.79	1	1	1	2
IDFC Infrastructure Fund - Regular Gr		2.59	21.38	4.57	10.85	4	2	4	4
Invesco India Infrastructure Fund - Gr		3.33	22.73	10.51	15.52	4	2	1	1
Kotak Infrastructure and Economic Reform Fund - Gr		16.65	23.60	9.38	15.41	1	1	3	1
L&T Infrastructure Fund - Gr		8.71	16.39	8.85	11.14	3	4	3	4
LIC MF Infrastructure Fund - Gr		14.37	39.88	19.47	16.79	2	1	1	1
SBI Infrastructure Fund - Regular Plan - Gr		10.50	20.47	9.62	12.66	2	3	2	3
Sundaram Infrastructure Advantage Fund - Gr		3.12	19.07	6.11	11.24	4	3	4	4
Tata Infrastructure Fund - Gr		8.66	22.55	9.72	12.97	3	2	2	3
Taurus Infrastructure Fund - Gr		5.95	18.10	8.62	12.35	3	4	3	3
UTI Infrastructure Fund - Gr		9.69	16.29	7.15	10.81	3	4	3	4
Average of Infrastructure Funds		10.53	21.81	8.74	13.21				
Universe		18	18	18	18				

Thematic - Other Fund

Scheme Name	CAGR Returns %				Quartile			
	1 Yr	3 Yr	5 Yr	10 Yr	1 Yr	3 Yr	5 Yr	10 Yr
Aditya Birla Sun Life Business Cycle Fund - Gr	6.04	N.A.	N.A.	N.A.	3	-	-	-
Aditya Birla Sun Life India GenNext Fund - Gr	6.49	15.88	11.99	16.22	3	4	1	1
Aditya Birla Sun Life Manufacturing Equity Fund - Reg Gr	0.05	14.90	4.92	N.A.	3	4	4	-
Aditya Birla Sun Life MNC Fund Gr	-3.84	5.96	3.49	13.44	4	4	4	3
Aditya Birla Sun Life PSU Equity Fund - Gr	29.42	20.02	N.A.	N.A.	1	2	-	-
Baroda BNP Paribas Business Cycle Fund - Gr	2.47	N.A.	N.A.	N.A.	3	-	-	-
CaN.A.ra Robeco Consumer Trends Fund - Regular Gr	7.46	18.24	13.89	15.86	2	2	1	1
DSP N.A.tural Resources and New Energy Fund - Gr	10.97	20.48	9.11	15.80	2	2	2	2
DSP Quant Fund - Gr	-6.57	13.57	N.A.	N.A.	4	4	-	-
Franklin India Opportunities Fund-Gr	-0.75	17.32	8.96	13.64	4	3	3	3
HSBC Business Cycles Fund - Gr	6.60	15.71	6.12	N.A.	2	4	4	-
ICICI Prudential Business Cycle Fund - Gr	11.16	N.A.	N.A.	N.A.	2	-	-	-
ICICI Prudential Commodities Fund - Gr	16.42	39.32	N.A.	N.A.	1	1	-	-
ICICI Prudential Exports and Services Fund - Gr	7.38	19.36	10.63	18.02	2	2	2	1
ICICI Prudential India Opportunities Fund - Gr	20.45	24.14	N.A.	N.A.	1	1	-	-
ICICI Prudential Manufacturing Fund - Gr	9.09	21.04	N.A.	N.A.	2	1	-	-
ICICI Prudential MNC Fund - Gr	0.53	21.74	N.A.	N.A.	3	1	-	-
Invesco India PSU Equity Fund - Gr	21.53	18.86	8.92	11.78	1	2	3	4
Kotak Pioneer Fund - Gr	-7.40	18.17	N.A.	N.A.	4	3	-	-
Nippon India Power & Infra Fund - Gr	12.11	22.59	6.99	11.38	1	1	3	4
Nippon India Quant Fund - Gr	8.53	17.84	10.87	11.58	2	3	1	4
SBI Equity Minimum Variance Fund - Gr	7.03	17.51	N.A.	N.A.	2	3	-	-
SBI Magnum COMMA Fund - Gr	-5.19	20.67	9.83	12.25	4	1	2	4
SBI Magnum Global Fund - Gr	-5.02	16.32	8.45	15.28	4	3	3	2
SBI PSU Fund - Gr	30.11	15.43	4.43	6.82	1	4	4	4
Sundaram Consumption Fund - Gr	10.94	13.93	6.99	13.90	2	4	3	3
Sundaram Services Fund - Gr	3.95	19.68	N.A.	N.A.	3	2	-	-
Tata Business Cycle Fund - Gr	14.59	N.A.	N.A.	N.A.	1	-	-	-
Tata Ethical Fund - Gr	-5.79	19.44	10.61	14.20	4	2	2	2
Tata Quant Fund - Gr	5.94	N.A.	N.A.	N.A.	3	-	-	-
Tata Resources & Energy Fund - Gr	2.85	24.66	12.46	N.A.	3	1	1	-
Taurus Ethical Fund - Gr	-1.19	17.22	10.69	13.70	4	3	2	3
UTI MNC Fund - Gr	-0.21	11.29	6.25	13.94	4	4	4	2
UTI Transportation and Logistics Fund- Gr	16.45	16.32	3.06	16.53	1	3	4	1
Average of Thematic Funds	6.84	18.54	8.43	13.78				
Universe	34	29	20	17				

Thematic - ESG Fund

Scheme Name	CAGR Returns				Quartile			
	6 M	1 Yr	3 Yr	5 Yr	6 M	1 Yr	3 Yr	5 Yr
Aditya Birla Sun Life ESG Fund - Gr	15.38	-9.30	N.A.	N.A.	2	3	-	-
Axis ESG Equity Fund - Gr	10.02	-11.39	N.A.	N.A.	4	4	-	-
ICICI Prudential ESG Fund - Gr	11.92	-2.98	N.A.	N.A.	3	3	-	-
Invesco India ESG Equity Fund - Gr	10.58	-9.49	N.A.	N.A.	4	4	-	-
Kotak ESG Opportunities Fund - Gr	17.12	-0.26	N.A.	N.A.	1	1	-	-
Quantum India ESG Equity Fund - Gr	11.52	-2.70	16.07	N.A.	3	2	3	-
SBI Magnum Equity ESG Fund - Gr	12.19	-1.38	12.82	11.37	2	2	4	4
Average of ESG Funds	12.68	-5.36	14.45	11.37				
Universe	7	7	2	1				

Thematic - International Fund

Scheme Name	CAGR Returns %				Quartile			
	1 Yr	2 Yr	3 Yr	5 Yr	1 Yr	2 Yr	3 Yr	5 Yr
Aditya Birla Sun Life CEF - Global Agri Plan - Gr	7.05	19.80	12.99	9.38	1	1	1	3
Aditya Birla Sun Life InterN.A.tioN.A.I Equity Fund A - Gr	-2.40	5.36	7.76	10.32	2	2	3	3
Franklin Asian Equity Fund - Gr	-13.47	-10.17	0.30	2.32	3	4	4	4
ICICI Prudential US Bluechip Equity Fund - Gr	-7.64	6.78	10.53	13.75	2	2	2	1
Nippon India Japan Equity Fund - Gr	-15.63	-5.41	0.43	3.72	4	4	4	4
Nippon India Us Equity Opportunities Fund - Gr	-19.70	-0.53	6.62	11.44	4	3	3	2
Average of Thematic International Funds	-8.63	2.64	6.44	8.49				
Universe	6	6	6	6				

FoF - International Fund

Scheme Name	CAGR Returns %				Quartile			
	1 Yr	2 Yr	3 Yr	5 Yr	1 Yr	2 Yr	3 Yr	5 Yr
Aditya Birla Sun Life Global Emerging Opportunities Fund - Gr	-16.61	2.35	9.11	7.22	4	2	1	2
Aditya Birla Sun Life Global Excellence Equity Fund of Fund - Gr	-19.13	3.21	-0.58	3.46	4	2	4	4
DSP Global Allocation Fund - Gr	-7.12	-0.12	6.66	7.24	2	3	2	2
DSP US Flexible Equity Fund - Gr	-6.79	7.63	12.65	12.55	2	2	1	1
DSP World Agriculture Fund - Gr	-13.45	-4.38	3.60	3.97	3	3	3	3
DSP World Energy Fund - Gr	-8.94	8.32	5.64	4.40	3	1	3	3
DSP World Gold Fund - Gr	-7.00	-8.68	3.58	5.92	2	4	3	2
DSP World Mining Fund - Regular Gr	11.45	14.62	21.33	14.47	1	1	1	1
Edelweiss ASEAN Equity Off-shore - Gr	4.78	5.56	4.47	4.57	1	2	3	3
Edelweiss Emerging Markets Opportunities Equity Offshore Fund - Gr	-16.83	-11.53	-1.62	2.02	4	4	4	4
Edelweiss Europe Dyn.A.mic Equity Offshore Fund - Gr	-6.03	4.86	7.65	6.13	2	2	2	2
Edelweiss Greater ChiN.A. Equity Off-shore Fund - Reg Gr	-21.09	-15.06	4.32	6.42	4	4	3	2
Edelweiss US Value Equity Off-shore Fund- Reg Gr	3.26	15.01	11.78	11.54	1	1	1	1
Franklin India Feeder - Franklin European Growth Fund - Gr	-4.93	-0.60	-3.42	-2.16	2	3	4	4
Franklin India Feeder - Franklin U.S. Opportunities Fund - Gr	-30.82	-9.43	6.16	11.25	4	4	2	1
HSBC Asia Pacific Div Yield Fund - Gr	-8.52	-2.31	2.98	5.22	3	3	3	3
HSBC Brazil Fund - Gr	14.62	-8.51	-13.61	-2.76	1	3	4	4
HSBC Global Emerging Markets Fund - Gr	-15.13	-9.70	1.00	2.68	3	4	4	4
ICICI Prudential Global Stable Equity Fund - Gr (FOF)	2.47	10.66	8.29	9.17	1	1	1	1
Invesco India - Invesco Global Equity Income Fund of Fund - Gr	-2.41	8.70	8.25	7.97	2	1	1	2
Invesco India - Invesco Pan European Equity Fund of Fund - Reg Gr	1.16	8.51	6.29	4.61	1	1	2	3
Kotak Global Emerging Market Fund - Gr	-14.77	-8.07	2.89	2.58	3	3	4	4
PGIM India Emerging Markets Equity Fund - Gr	-35.63	-19.65	-8.91	-3.68	4	4	4	4
PGIM India Global Equity Opportunities Fund - Gr	-34.32	-15.84	6.73	9.90	4	4	2	1
Sundaram Global Brand Fund - Gr	-16.02	-0.04	6.72	5.62	3	2	2	3
Average of FoF International Funds	-9.91	-0.98	4.48	5.61				
Universe	25	25	25	25				

Nifty Based Index Funds

Scheme Name	CAGR Returns %				Quartile			
	6 M	1 Yr	2 Yr	3 Yr	6 M	1 Yr	2 Yr	3 Yr
Aditya Birla Sun Life Nifty 50 Index - Gr	14.90	5.87	14.36	14.37	3	2	2	2
Axis Nifty 100 Index Fund - Gr	14.57	4.92	13.87	13.93	4	3	3	3
DSP Nifty 50 Equal Weight Index Fund - Gr	16.91	8.24	19.55	18.14	1	1	1	1
DSP Nifty 50 Index Fund - Gr	15.04	6.14	14.64	14.49	2	1	2	2
DSP Nifty Next 50 Index Fund - Gr	15.59	1.93	14.24	13.92	2	4	3	3
Franklin India NSE Nifty 50 Index Fund - Gr	14.84	5.86	14.21	14.11	4	2	3	3
HDFC Index Fund - NIFTY 50 Plan	15.04	6.10	14.66	14.54	2	1	2	2
HDFC NIFTY50 Equal Weight Index Fund - Gr	16.75	7.93	N.A.	N.A.	1	1	-	-
HSBC Nifty 50 Index Fund - Gr	14.90	5.95	14.45	N.A.	3	2	2	-
HSBC Nifty Next 50 Index Fund - Gr	15.12	1.25	13.78	N.A.	2	4	4	-
ICICI Prudential Nifty 50 Index Fund - Gr	15.04	6.07	14.60	14.53	2	2	2	2
ICICI Prudential Nifty Next 50 Index Fund - Gr	15.48	1.61	13.92	13.74	2	4	3	4
IDBI Nifty Index Fund - Gr	14.67	5.62	13.71	13.75	4	3	4	4
IDBI Nifty Junior Index Fund - Gr	15.67	1.90	14.12	13.69	1	4	3	4
IDFC Nifty 50 Index Fund - Regular Gr	15.00	6.28	14.49	14.79	3	1	2	1
Kotak Nifty 50 Index Fund - Gr	14.92	6.05	N.A.	N.A.	3	2	-	-
Kotak Nifty Next 50 Index Fund - Gr	15.94	2.20	N.A.	N.A.	1	3	-	-
LIC MF Nifty 50 Index Fund - Gr	14.81	5.57	13.83	13.85	4	3	4	3
Motilal Oswal Nifty 50 Index Fund - Gr	14.97	5.98	14.32	14.63	3	2	3	2

Nifty Based Index Funds

Scheme Name	CAGR Returns %				Quartile			
	6 M	1 Yr	2 Yr	3 Yr	6 M	1 Yr	2 Yr	3 Yr
Motilal Oswal Nifty 500 Index Fund	15.29	4.18	15.72	15.75	2	3	1	1
Motilal Oswal Nifty Bank Index Fund	28.38	22.29	16.43	9.06	1	1	1	4
Motilal Oswal Nifty Midcap 150 Index Fund	18.16	4.11	22.63	23.43	1	3	1	1
Motilal Oswal Nifty Next 50 Index Fund - Gr	15.40	1.39	13.62	13.37	2	4	4	4
Motilal Oswal Nifty Smallcap 250 Index Fund	16.96	-3.00	24.02	24.50	1	4	1	1
Nippon India Index Fund - Nifty 50 Plan - Gr	14.85	5.55	13.92	13.77	4	3	3	4
Nippon India Nifty 50 Value 20 Index Fund - Gr	13.08	1.15	N.A.	N.A.	4	4	-	-
Nippon India Nifty Midcap 150 Index Fund - Gr	18.33	4.07	N.A.	N.A.	1	3	-	-
Nippon India Nifty Smallcap 250 Index Fund - Gr	17.08	-3.08	23.99	N.A.	1	4	1	-
SBI Nifty Index Fund - Gr	14.99	6.01	14.46	14.23	3	2	2	3
Sundaram NIFTY 100 Equal Weight Fund - Gr	13.89	2.81	15.81	15.06	4	3	1	1
Tata Nifty 50 Index Fund - Regular Plan	14.98	6.07	14.47	14.30	3	2	2	2
Taurus Nifty Index Fund - Gr	14.89	6.11	14.62	15.13	3	1	2	1
UTI Nifty 50 Index Fund - Gr	15.11	6.25	14.84	14.78	2	1	1	2
UTI Nifty Next 50 Index Fund - Gr	15.51	1.64	14.01	13.99	2	4	3	3
UTI Nifty200 Momentum 30 Index Fund - Gr	19.06	-4.97	N.A.	N.A.	1	4	-	-
Average of Nifty Index Funds	15.89	4.46	15.56	14.99				
NIFTY 50 TRI	15.32	6.61	15.21	15.25				
Universe	35	35	29	26				

Sensex Based Index Funds

Scheme Name	CAGR Returns %				Quartile			
	6 M	1 Yr	2 Yr	3 Yr	6 M	1 Yr	2 Yr	3 Yr
HDFC Index S&P BSE Sensex Fund	15.04	6.16	13.66	14.21	2	1	4	3
ICICI Prudential S&P BSE Sensex Index Fund - Gr	15.10	6.23	13.61	14.49	2	1	4	2
LIC MF S&P BSE Sensex Index Fund Gr	14.78	5.48	12.94	13.65	4	3	4	4
Nippon India Index Fund - S&P BSE Sensex Plan - Gr	14.78	5.88	13.41	14.17	4	2	4	3
Tata S&P BSE Sensex Index Fund - Regular Plan	14.86	6.00	13.02	13.59	4	2	4	4
Average of Sensex Index Funds	14.91	5.95	13.33	14.02				
S&P BSE SENSEX TRI	15.32	6.64	14.19	14.88				
Universe	5	5	5	5				

Aggressive Hybrid Fund

Scheme Name	CAGR Returns %				Quartile			
	1 Yr	3 Yr	5 Yr	10 Yr	1 Yr	3 Yr	5 Yr	10 Yr
Aditya Birla Sun Life Equity Hybrid 95 Fund - Gr	-0.89	10.83	6.28	11.74	4	3	4	3
Axis Equity Hybrid Fund - Gr	-4.49	10.22	N.A.	N.A.	4	4	-	-
Bank of India Mid & Small Cap Equity & Debt Fund - Gr	-4.02	24.56	9.56	N.A.	4	1	2	-
Baroda BNP Paribas Aggressive Hybrid Fund - Gr	5.15	13.42	11.32	N.A.	2	3	1	-
CaN.A.ra Robeco Equity Hybrid Fund - Gr	2.18	14.07	10.99	13.40	3	2	1	1
DSP Equity & Bond Fund - Gr	-1.94	12.18	8.90	12.38	4	3	3	2
Edelweiss Aggressive Hybrid Fund - Regular Plan - Gr	6.01	14.58	10.71	12.32	2	2	2	3
Franklin India Equity Hybrid Fund - Gr	5.46	13.70	9.36	12.88	2	2	2	2
HDFC Hybrid Equity Fund - Gr	9.47	15.61	8.09	11.63	1	2	3	3
HSBC Aggressive Hybrid Fund - Gr	-2.93	10.25	6.64	12.32	4	3	4	3
ICICI Prudential Equity & Debt Fund - Regular Gr	12.50	19.88	13.09	15.81	1	1	1	1
IDBI Hybrid Equity Fund - Gr	-0.17	11.82	5.65	N.A.	3	3	4	-
IDFC Hybrid Equity Fund - Regular Plan - Gr	-0.33	13.69	8.20	N.A.	4	2	3	-
Indiabulls Equity Hybrid Fund - Gr	4.85	10.97	N.A.	N.A.	2	3	-	-
Invesco India Equity And Bond Fund - Gr	-0.22	9.40	N.A.	N.A.	3	4	-	-
JM Equity Hybrid Fund - Gr	8.85	19.93	10.12	11.38	1	1	2	4
Kotak Equity Hybrid Fund - Gr	5.87	15.97	10.83	N.A.	2	1	1	-
LIC MF Equity Hybrid Fund - Gr	-1.61	7.27	6.07	8.64	4	4	4	4
Mahindra Manulife Hybrid Equity Nivesh YojaN.A. - Gr	5.00	16.71	N.A.	N.A.	2	1	-	-
Mirae Asset Hybrid - Equity Fund - Gr	3.00	12.81	10.30	N.A.	3	3	2	-
Motilal Oswal Equity Hybrid Fund - Gr	3.88	10.16	N.A.	N.A.	2	4	-	-
N.A.vi Equity Hybrid Fund - Gr	3.12	9.45	N.A.	N.A.	3	4	-	-
Nippon India Equity Hybrid Fund - Gr	7.25	8.78	4.79	10.67	1	4	4	4
PGIM India Hybrid Equity Fund - Gr	-3.18	9.29	6.76	9.92	4	4	4	4
Quant Absolute Fund - Gr	14.17	30.39	18.34	17.48	1	1	1	1
SBI Equity Hybrid Fund - Gr	3.07	12.49	10.11	13.98	3	3	2	1
Shriram Hybrid Equity Fund - Regular Gr	2.23	9.44	7.59	N.A.	3	4	4	-
Sundaram Aggressive Hybrid Fund - Gr	3.86	14.36	8.60	12.97	2	2	3	2
Tata Hybrid Equity Fund - Regular Plan - Gr	8.75	13.79	9.05	12.71	1	2	3	2
Union Hybrid Equity Fund - Gr	0.08	N.A.	N.A.	N.A.	3	-	-	-
UTI Hybrid Equity Fund - Gr	6.42	15.91	8.58	11.62	1	1	3	4
Average of Aggressive Hybrid Funds	3.27	13.73	9.16	12.46				
Universe	31	30	24	17				

Dynamic Asset Allocation / Balanced Advantage

Scheme Name	CAGR Returns %				Quartile			
	1 Yr	2 Yr	3 Yr	5 Yr	1 Yr	2 Yr	3 Yr	5 Yr
Aditya Birla Sun Life Balanced Advantage Fund - Gr	4.68	8.72	10.83	8.23	2	2	2	2
Axis Balanced Advantage Fund - Gr	0.07	7.35	8.12	6.64	4	3	4	3
Bank of India Balanced Advantage Fund - Gr	16.33	11.22	9.69	4.96	1	1	3	4
Baroda BNP Paribas Balanced Advantage Fund - Gr	3.07	9.47	14.60	N.A.	3	2	1	-
DSP DyN.A.mic Asset Allocation Fund - Gr	0.37	4.67	7.23	6.85	4	4	4	3
Edelweiss Balanced Advantage Fund - Gr	2.63	10.19	14.06	10.31	3	2	1	1
HDFC Balanced Advantage Fund - Gr	19.32	22.51	17.30	11.36	1	1	1	1
HSBC Balanced Advantage Fund - Gr	2.07	5.05	7.47	6.84	3	4	4	3
ICICI Prudential Balanced Advantage Fund - Regular Gr	8.32	11.60	11.44	9.51	1	1	2	1
IDFC Balanced Advantage Fund - Regular Plan - Gr	-1.41	6.56	8.50	7.10	4	3	3	3
Invesco India DyN.A.mic Equity Fund - Gr	4.60	8.56	8.16	5.72	2	3	4	4
ITI Balanced Advantage Fund - Gr	-3.00	8.72	N.A.	N.A.	4	2	-	-
Kotak Balanced Advantage Fund - Gr	4.18	8.31	9.96	N.A.	2	3	3	-
LIC MF Balanced Advantage Fund - Gr	5.88	N.A.	N.A.	N.A.	1	-	-	-
Mahindra Manulife Balanced Advantage YojaN.A. - Gr	2.87	N.A.	N.A.	N.A.	3	-	-	-
Motilal Oswal DyN.A.mic Fund - Gr	-0.50	3.09	4.83	4.91	4	4	4	4
Nippon India Balanced Advantage Fund - Gr	5.46	10.36	10.47	8.01	2	2	2	2
NJ Balanced Advantage Fund - Gr	0.20	N.A.	N.A.	N.A.	4	-	-	-
PGIM India Balanced Advantage Fund - Gr	1.23	N.A.	N.A.	N.A.	3	-	-	-
SBI Balanced Advantage Fund - Gr	5.38	N.A.	N.A.	N.A.	2	-	-	-
Shriram Balanced Advantage Fund - Gr	3.20	6.00	8.44	N.A.	2	4	3	-
Sundaram Balanced Advantage Fund - Gr	6.37	8.32	8.78	6.11	1	3	3	4
Tata Balanced Advantage Fund - Gr	5.98	10.85	12.30	N.A.	1	1	1	-
Union Balanced Advantage Fund - Gr	2.88	5.95	10.85	8.99	3	4	2	2
Average of DAA Funds	4.17	8.82	10.17	7.54				
Universe	24	19	18	14				

Equity Savings Fund

Scheme Name	CAGR Returns %				Quartile			
	6 M	1 Yr	2 Yr	3 Yr	6 M	1 Yr	2 Yr	3 Yr
Aditya Birla Sun Life Equity Savings Fund - Gr	6.30	-0.63	5.69	7.43	2	4	4	3
Axis Equity Saver Fund - Gr	6.60	0.24	6.37	7.96	2	4	4	3
Baroda Equity Savings Fund - Gr	6.88	3.44	4.86	7.12	2	2	4	4
DSP Equity Savings Fund - Gr	5.86	4.75	8.53	8.26	3	1	2	3
Edelweiss Equity Savings Fund - Regular - Gr	6.09	3.45	7.43	9.16	3	2	3	2
Franklin India Equity Savings Fund - Gr	7.14	4.10	8.38	8.40	1	2	2	2
HDFC Equity Savings Fund - Gr	7.78	6.32	11.34	10.43	1	1	1	1
HSBC Equity Savings Fund - Gr	4.59	2.33	8.88	9.43	4	4	2	2
ICICI Prudential Equity Savings Fund - Gr	4.15	7.18	8.36	7.15	4	1	2	4
IDBI Equity Savings Fund - Gr	6.54	3.43	6.55	7.49	2	3	3	3
IDFC Equity Savings Fund - Regular Gr	4.42	2.61	6.27	7.38	4	3	4	3
Invesco India Equity Savings Fund - Gr	4.99	-1.17	4.26	5.42	4	4	4	4
Kotak Equity Savings Fund - Gr	6.76	7.13	8.97	9.33	2	1	2	2
Mahindra Manulife Equity Savings Dhan Sanchay YojaN.A. - Gr	7.07	2.69	9.11	10.34	1	3	1	1
Mirae Asset Equity Savings Fund - Gr	7.83	4.02	9.59	10.82	1	2	1	1
Nippon India Equity Savings Fund - Gr	5.34	3.91	7.49	2.70	3	2	3	4
PGIM India Equity Savings Fund - Gr	3.88	3.27	7.74	6.73	4	3	2	4
SBI Equity Savings Fund - Gr	6.11	2.17	7.47	8.76	3	4	3	2
Sundaram Equity Savings Fund - Gr	6.95	4.70	10.94	12.07	2	2	1	1
Tata Equity Savings Fund - Regular Plan - Gr	5.03	3.38	6.91	7.57	4	3	3	3
Union Equity Savings Fund - Gr	5.63	1.96	5.19	6.99	3	4	4	4
UTI Equity Savings Fund - Gr	7.73	6.68	10.14	10.04	1	1	1	1
Average of Equity Savings Funds	6.08	3.45	7.75	8.23				
Universe	22	22	22	22				

Child Fund

Scheme Name	CAGR Returns				Quartile			
	1 Yr	3 Yr	5 Yr	10 Yr	1 Yr	3 Yr	5 Yr	10 Yr
Aditya Birla Sun Life Bal Bhavishya YoJN.A. - Wealth Plan-Gr	1.10	8.54	N.A.	N.A.	3	4	-	-
Axis Childrens Gift Fund - Gr(Compulsory Lock-in)	-6.54	10.51	8.98	N.A.	4	3	2	-
HDFC Childrens Gift Fund	7.28	16.49	10.90	14.64	1	1	1	1
ICICI Prudential Child Care Plan-Gift Plan	3.04	11.61	8.18	12.19	2	2	3	2
LIC MF Childrens Gift Fund - Gr	-0.23	8.53	6.00	8.74	4	4	4	4
SBI Magnum Children Benefit Fund-Savings Plan	2.08	11.42	7.31	11.19	2	3	4	3
Tata Young Citizen Fund (after 7 years)	1.88	17.52	9.38	11.12	3	1	1	3
UTI CCF - Investment Plan - Gr	-2.90	14.90	9.17	12.74	4	2	2	1
UTI CCF - Savings Plan - Gr	3.16	9.73	6.27	9.82	2	3	4	4
Average of Child Funds	0.99	12.14	8.27	11.49				
Universe	9	9	8	7				

ETF Funds

Scheme Name	CAGR Returns				Quartile			
	6 M	1 Yr	3 Yr	5 Yr	6 M	1 Yr	3 Yr	5 Yr
Axis NIFTY 50 ETF - Gr	15.25	6.55	N.A.	N.A.	3	2	-	-
Axis NIFTY Bank ETF - Gr	28.72	23.28	N.A.	N.A.	1	1	-	-
Edelweiss ETF - Nifty Bank - Gr	28.68	23.31	9.96	11.16	1	1	4	3
HDFC NIFTY Bank ETF - Gr	28.70	23.27	N.A.	N.A.	1	1	-	-
ICICI Prudential Nifty 100 ETF - Gr	14.86	5.44	14.65	11.60	3	3	3	3
ICICI Prudential Nifty 100 Low Volatility 30 ETF - IDCW	10.96	2.35	15.54	11.72	4	4	2	3
ICICI Prudential Nifty 50 ETF - Gr	15.27	6.57	15.09	12.73	2	2	2	1
ICICI Prudential Nifty Alpha Low-Volatility 30 ETF - Gr	14.35	-2.67	N.A.	N.A.	4	4	-	-
ICICI Prudential Nifty Midcap 150 ETF - Gr	18.79	4.95	N.A.	N.A.	1	3	-	-
ICICI Prudential Nifty Next 50 ETF	15.85	2.34	14.79	N.A.	1	4	3	-
ICICI Prudential Nifty Private Bank ETF - Gr	31.08	23.02	6.56	N.A.	1	1	4	-
ICICI Prudential Nifty50 Value 20 ETF - Gr	13.55	2.01	19.94	15.59	4	4	1	1
ICICI Prudential S&P BSE Midcap Select ETF	9.94	-2.09	15.10	5.08	4	4	2	4
ICICI Prudential S&P BSE Sensex ETF - Gr	15.27	6.61	14.80	13.53	2	2	3	1
IDFC Nifty 50 ETF	15.28	6.45	14.94	12.60	2	3	3	2
IDFC S&P BSE Sensex ETF	15.15	6.18	14.38	13.25	3	3	3	1
Indiabulls Nifty 50 ETF - Gr	15.06	6.35	15.30	N.A.	3	3	2	-
Invesco India Nifty 50 ETF - Gr	15.22	6.49	15.00	12.66	3	3	3	2
Kotak Nifty 50 ETF	15.20	6.46	14.89	12.62	3	3	3	2
Kotak Nifty 50 Value 20 ETF - IDCW	13.56	2.05	19.93	15.62	4	4	1	1
Kotak Nifty Bank ETF	28.66	23.89	9.32	10.85	1	1	4	3
Kotak Nifty PSU Bank ETF	77.15	76.28	19.58	2.94	1	1	1	4
LIC MF Nifty 100 ETF - Gr	15.09	5.78	14.86	11.72	3	3	3	3
LIC MF Nifty 50 ETF - Gr	15.32	6.57	15.09	12.73	2	2	2	1
LIC MF S&P BSE Sensex ETF - Gr	15.33	6.59	14.73	13.54	2	2	3	1
Mirae Asset Nifty 100 ESG Sector Leaders ETF - Gr	13.65	2.51	N.A.	N.A.	4	3	-	-
Mirae Asset Nifty 50 ETF - Gr	15.26	6.54	15.03	N.A.	2	2	2	-
Mirae Asset Nifty Next 50 ETF - Gr	15.67	2.25	N.A.	N.A.	2	4	-	-
Motilal Oswal Nifty 50 ETF - Gr	15.26	6.64	14.92	12.52	2	2	3	2
Motilal Oswal Nifty Midcap 100 ETF	19.19	5.57	23.19	8.82	1	3	1	4
Nippon India CPSE ETF FFO - Gr (Retail Individual Investors)	15.07	27.68	17.85	4.70	3	1	1	4
Nippon India ETF Hang Seng BeES	-3.46	-2.39	-4.75	N.A.	4	4	4	-
Nippon India ETF Nifty 100	14.83	5.39	14.28	11.06	3	3	4	3
Nippon India ETF Nifty 50 BeES	15.26	6.56	15.08	N.A.	2	2	2	-
Nippon India ETF Nifty 50 Shariah BeES	7.66	-9.64	17.23	9.62	4	4	1	4
Nippon India ETF Nifty 50 Value 20	13.43	1.83	20.21	N.A.	4	4	1	-
Nippon India ETF Nifty Bank BeES	28.73	23.29	9.63	N.A.	1	1	4	-
Nippon India ETF Nifty Dividend Opportunities 50	14.47	5.30	17.26	10.46	4	3	1	3
Nippon India ETF Nifty India Consumption	13.03	9.64	15.67	9.12	4	1	2	4
Nippon India ETF Nifty Infrastructure BeES	13.95	7.29	17.48	8.12	4	1	1	4
Nippon India ETF Nifty IT - Gr	3.81	-24.60	N.A.	N.A.	4	4	-	-
Nippon India ETF Nifty Midcap 150 - Gr	18.78	4.96	24.30	N.A.	1	3	1	-
Nippon India ETF Nifty Next 50 Junior BeES	15.79	2.23	14.68	7.19	2	4	3	4
Nippon India ETF Nifty PSU Bank BeES	77.15	76.33	19.70	N.A.	1	1	1	-
Nippon India ETF S&P BSE Sensex	15.25	6.57	14.74	13.51	3	2	3	1
Nippon India ETF S&P BSE Sensex Next 50 - Gr	15.18	6.36	16.39	N.A.	3	3	2	-
Quantum Nifty 50 ETF	15.28	6.56	15.01	10.97	2	2	2	3
SBI Nifty 200 Quality 30 ETF - Gr	9.14	-4.11	14.21	N.A.	4	4	4	-
SBI Nifty 50 ETF - Gr	15.25	6.53	14.04	11.86	3	3	4	2
SBI Nifty Bank ETF	28.76	23.29	9.66	10.93	1	1	4	3
SBI Nifty IT ETF	3.88	-24.58	N.A.	N.A.	4	4	-	-
SBI Nifty Next 50 ETF - Gr	15.84	2.26	14.67	7.17	2	4	3	4
SBI Nifty Private Bank ETF	30.72	22.80	N.A.	N.A.	1	1	-	-
SBI S&P BSE 100 ETF	15.64	6.90	15.61	12.04	2	1	2	2
SBI S&P BSE Sensex ETF - Gr	15.26	6.56	13.81	12.58	2	2	4	2
SBI S&P BSE Sensex Next 50 ETF	15.43	6.64	16.74	N.A.	2	2	1	-
Tata Nifty 50 ETF	15.26	6.60	15.15	N.A.	2	2	2	-
Tata Nifty Private Bank ETF	30.61	22.70	7.04	N.A.	1	1	4	-
UTI Nifty 50 ETF - Gr	15.25	6.54	14.06	12.13	3	2	4	2
UTI S&P BSE Sensex ETF - Gr	15.26	6.57	13.81	12.96	2	2	4	1
Average of ETF Universe	18.36	9.06	14.82	11.02				
	60	60	50	35				

Arbitrage Fund

Scheme Name	Annualized Returns				Quartile			
	6 M	1 Yr	2 Yr	3 Yr	6 M	1 Yr	2 Yr	3 Yr
Aditya Birla Sun Life Arbitrage Fund - Gr	4.42	4.00	4.00	4.01	3	2	2	2
Axis Arbitrage Fund - Regular Gr	4.14	4.14	4.06	4.03	4	1	1	2
Bank of India Arbitrage Fund - Gr	3.31	2.94	2.64	2.79	4	4	4	4
Baroda BNP Paribas Arbitrage Fund - Regular Plan Gr	4.14	3.68	3.77	3.99	4	4	3	3
DSP Arbitrage Fund - Gr	4.61	4.00	3.79	3.84	2	2	3	3
Edelweiss Arbitrage Fund - Gr	4.62	4.28	4.14	4.22	1	1	1	1
HDFC Arbitrage Fund - Wholesale Gr	4.58	4.08	3.93	3.83	2	2	2	3
HSBC Arbitrage Fund - Gr	4.31	3.81	3.82	4.11	3	3	3	1
ICICI Prudential Equity - Arbitrage Fund - Regular Gr	4.73	4.13	4.06	4.11	1	1	1	1
IDFC Arbitrage Fund - Regular Plan - Gr	4.65	4.03	3.87	3.82	1	2	2	3
Indiabulls Arbitrage Fund - Gr	3.30	2.69	2.63	2.71	4	4	4	4
Invesco India Arbitrage Fund - Gr	5.40	5.06	4.34	4.29	1	1	1	1
ITI Arbitrage Fund - Gr	2.44	2.39	2.45	2.63	4	4	4	4
JM Arbitrage Fund - Gr	4.45	3.89	3.38	3.08	2	3	4	4
Kotak Equity Arbitrage Fund - Gr	4.80	4.47	4.29	4.27	1	1	1	1
LIC MF Arbitrage Fund - Gr	4.23	4.01	3.66	3.60	3	2	4	4
Mahindra Manulife Arbitrage Yojana - Gr	3.27	3.12	3.04	N.A.	4	4	4	-
Mirae Asset Arbitrage Fund - Gr	4.62	4.04	3.85	N.A.	1	2	3	-
Nippon India Arbitrage Fund - Gr	4.57	4.09	4.04	4.10	2	2	2	2
PGIM India Arbitrage Fund - Gr	4.17	3.69	3.71	3.74	4	3	3	3
SBI Arbitrage Opportunities Fund - Gr	5.00	4.53	4.33	4.02	1	1	1	2
Sundaram Arbitrage Fund - Gr	4.24	3.65	3.03	2.77	3	4	4	4
Tata Arbitrage Fund - Gr	4.59	3.99	3.93	4.24	2	3	2	1
Union Arbitrage Fund - Gr	4.38	3.60	3.73	3.95	3	4	3	3
UTI Arbitrage Fund - Gr	4.37	3.97	3.99	4.08	3	3	2	2
Average of Arbitrage Fund	4.29	3.85	3.70	3.75				
Universe	25	25	25	23				

Conservative Hybrid Fund

Scheme Name	Annualized Returns				Quartile			
	6 M	1 Yr	2 Yr	3 Yr	6 M	1 Yr	2 Yr	3 Yr
Aditya Birla Sun Life Regular Savings Fund - Gr	12.40	5.58	9.28	9.24	2	1	1	2
Axis Regular Saver Fund - Gr	10.67	0.74	5.44	8.10	3	4	3	3
Bank of India Conservative Hybrid Fund - Regular - Gr	9.98	21.89	14.75	13.62	4	1	1	1
Baroda BNP Paribas Conservative Hybrid Fund - Gr	10.01	2.69	4.49	5.88	3	4	4	4
Canara Robeco Conservative Hybrid Fund - Gr	10.71	2.89	6.26	8.67	3	3	3	2
DSP Regular Savings Fund - Gr	10.74	3.69	5.64	6.85	2	2	3	3
Franklin India Debt Hybrid Fund - Gr	12.89	4.22	6.00	6.34	2	2	3	3
HDFC Hybrid Debt Fund - Gr	15.13	6.20	9.66	9.82	1	1	1	1
HSBC Conservative Hybrid Fund - Gr	10.25	0.93	4.34	6.45	3	4	4	3
ICICI Prudential Regular Savings Fund Gr	11.50	5.32	7.55	8.61	2	1	2	2
IDFC Regular Savings Fund - Regular Gr	6.64	0.38	3.08	4.77	4	4	4	4
Kotak Debt Hybrid Fund - Gr	14.08	4.62	8.74	10.38	1	2	2	1
LIC MF Debt Hybrid Fund - Gr	8.43	1.04	4.19	5.94	4	4	4	4
Navi Regular Saving Fund - Gr	9.08	3.21	4.42	4.62	4	3	4	4
Nippon India Hybrid Bond Fund - Gr	9.34	4.87	7.38	1.74	4	2	2	4
SBI Conservative Hybrid Fund - Gr	13.14	4.84	9.22	10.59	1	2	1	1
Sundaram Debt Oriented Hybrid Fund - Gr	11.11	2.96	8.46	8.04	2	3	2	3
UTI Regular Savings Fund - Gr	13.40	3.62	8.19	8.76	1	3	2	2
Average of Conservative Hybrid Fund	11.08	4.43	7.06	7.69				
Universe	18	18	18	18				

Overnight Fund

Scheme Name	Annualized Returns				Quartile			
	15 D	1 M	3 M	6 M	15 D	1 M	3 M	6 M
Aditya Birla Sun Life Overnight Fund - Gr	6.21	5.95	5.93	5.55	2	3	2	3
Axis Overnight Fund - Gr	6.33	6.05	6.01	5.63	1	1	1	1
Bank of India Overnight Fund - Gr	6.35	6.09	6.08	5.69	1	1	1	1
Baroda BNP Paribas Overnight Fund - Gr	6.16	5.98	5.97	5.60	3	1	1	1
Canara Robeco Overnight Fund - Gr	6.25	6.00	6.00	5.62	1	1	1	1
DSP Overnight Fund - Gr	6.24	5.98	5.96	5.58	2	1	2	2
Edelweiss Overnight Fund - Gr	6.12	5.91	5.92	5.52	4	4	3	4
Franklin India Overnight Fund - Gr	6.20	5.94	5.94	5.56	3	3	2	2
HDFC Overnight Fund - Gr	6.17	5.92	5.91	5.51	3	3	4	4
HSBC Overnight Fund - Gr	6.12	5.91	5.90	5.52	4	4	4	4
ICICI Prudential Overnight Fund - Gr	6.20	5.95	5.93	N.A.	3	3	2	-
IDFC Overnight Fund - Gr	6.22	5.97	5.94	5.55	2	1	2	3
Indiabulls Overnight Fund - Gr	5.88	5.68	5.80	5.44	4	4	4	4
Invesco India Overnight Fund - Gr	6.25	5.98	5.96	5.58	1	1	2	2
ITI Overnight Fund - Gr	6.05	5.80	5.81	5.40	4	4	4	4
JM Overnight Fund - Gr	6.25	5.98	5.95	5.57	1	1	2	2
Kotak Overnight Fund - Gr	6.20	5.95	5.91	5.54	3	3	4	3
L&T Overnight Fund - Gr	6.18	5.92	5.91	5.55	3	3	4	3
LIC MF Overnight Fund - Gr	6.22	5.96	5.92	5.55	2	1	3	3
Mahindra Manulife Overnight Fund - Gr	6.28	6.02	5.98	5.58	1	1	1	2
Mirae Asset Overnight Fund - Gr	6.22	5.98	5.95	5.57	2	1	2	2
Nippon India Overnight Fund - Gr	6.16	5.90	5.87	N.A.	3	4	4	-
NJ Overnight Fund - Gr	6.20	5.97	5.97	5.61	3	1	1	1
PGIM India Overnight Fund - Gr	6.05	N.A.	N.A.	N.A.	4	-	-	-
Quant Overnight Fund - Gr	5.99	5.75	N.A.	N.A.	4	4	-	-
SBI Overnight Fund - Gr	6.21	5.94	5.92	5.54	2	3	3	3
Shriram Overnight Fund - Gr	6.21	5.95	5.93	N.A.	2	3	2	-
Sundaram Overnight Fund - Gr	6.21	5.95	5.92	5.53	2	3	3	4
Tata Overnight Fund - Gr	6.16	5.91	5.91	5.53	3	4	4	4
TRUST MF Overnight Fund - Gr	6.30	6.00	5.96	5.58	1	1	2	2
Union Overnight Fund - Gr	6.24	5.99	5.93	5.55	2	1	2	3
UTI Overnight Fund - Gr	6.28	6.00	5.98	5.61	1	1	1	1
Average of Overnight Fund	6.19	5.94	5.94	5.56				
Universe	32	31	30	27				

Liquid Fund

Scheme Name	Annualized Returns				Quartile			
	1 M	3 M	6 M	1 Yr	1 M	3 M	6 M	1 Yr
Aditya Birla Sun Life Liquid Fund - Gr	6.65	6.44	5.84	4.82	1	1	2	2
Axis Liquid Fund - Gr	6.67	6.50	5.90	4.87	1	1	1	1
Bank of India Liquid Fund - Retail Plan - Gr	6.75	6.56	5.94	4.92	1	1	1	1
Baroda BNP Paribas Liquid Fund Gr	6.65	6.51	5.91	4.92	1	1	1	1
Canara Robeco Liquid Fund - Regular Plan - Gr	6.68	6.50	5.92	4.85	1	1	1	1
DSP Liquidity Fund - Regular Plan - Gr	6.57	6.38	5.84	4.82	3	2	2	2
Edelweiss Liquid Fund - Retail Plan - Gr	6.50	6.35	5.77	4.65	4	3	3	4
HDFC Liquid Fund - Gr	6.63	6.38	5.78	4.76	1	2	3	3
HSBC Liquid Fund - Gr	6.62	6.44	5.85	4.83	1	1	2	1
ICICI Prudential Liquid Fund - Gr	6.62	6.35	5.77	4.75	1	3	3	3
IDBI Liquid Fund - Gr	6.56	6.44	5.92	4.88	3	1	1	1
IDFC Cash Fund - Regular Plan - Gr	6.51	6.37	5.79	4.80	3	3	3	2
IIFL Liquid Fund - Gr	6.48	6.36	5.76	4.72	4	3	3	4
Indiabulls Liquid Fund - Gr	6.40	6.27	5.67	4.60	4	4	4	4
Invesco India Liquid Fund - Gr	6.63	6.44	5.84	4.82	1	1	2	2
ITI Liquid Fund - Gr	6.34	6.07	5.56	4.63	4	4	4	4
JM Liquid Fund - Gr	6.52	6.36	5.82	4.81	3	3	2	2
Kotak Liquid Regular Plan - Gr	6.62	6.37	5.75	4.74	1	3	4	3
LIC MF Liquid Fund Gr	6.56	6.36	5.75	4.73	3	3	4	4
Mahindra Manulife Liquid Fund - Gr	6.61	6.47	5.89	4.86	1	1	1	1
Mirae Asset Cash Management Fund - Reg Gr	6.59	6.43	5.82	4.82	3	2	2	2
Motilal Oswal Liquid Fund - Gr	6.09	5.98	5.37	4.43	4	4	4	4
Navi Liquid Fund - Gr	6.53	N.A.	N.A.	N.A.	3	-	-	-
Nippon India Liquid Fund - Gr	6.59	6.41	5.80	4.77	3	2	2	3
Parag Parikh Liquid Fund - Gr	6.12	6.03	5.49	4.53	4	4	4	4
PGIM India Liquid Fund - Gr	6.64	6.36	5.80	4.80	1	3	2	2

Liquid Fund

Scheme Name	Annualized Returns				Quartile			
	1 M	3 M	6 M	1 Yr	1 M	3 M	6 M	1 Yr
Quant Liquid Plan - Gr	6.19	6.10	5.58	4.76	4	4	4	3
Quantum Liquid Fund - Regular plan - Gr	6.26	6.14	5.57	4.58	4	4	4	4
SBI Liquid Fund - Gr	6.69	6.42	5.81	4.76	1	2	2	3
Sundaram Liquid Fund - Gr	6.62	6.43	5.87	4.83	1	2	1	1
Tata Liquid Fund Regular Plan - Gr	6.60	6.40	5.76	4.76	1	2	3	3
Trust MF Liquid Fund - Gr	6.53	6.31	5.79	4.74	3	4	3	3
Union Liquid Fund - Gr	6.69	6.50	5.87	4.84	1	1	1	1
UTI Liquid Cash Plan Institutional - Gr	6.61	6.42	5.86	4.82	1	2	2	2
WhiteOak Capital Liquid Fund - Gr	6.37	6.24	5.56	4.45	4	4	4	4
Average of Liquid Fund	6.53	6.36	5.77	4.76				
Universe	35	34	34	34				

Ultra Short Duration Fund

Scheme Name	Annualized Returns				Quartile			
	1 M	3 M	6 M	1 Yr	1 M	3 M	6 M	1 Yr
Aditya Birla Sun Life Savings Fund - Gr	6.56	6.42	5.78	4.77	1	1	1	1
Axis Ultra Short Term Fund - Gr	6.32	5.82	5.22	4.17	3	3	3	3
Bank of India Ultra Short Duration Fund - Retail Plan - Gr	6.75	6.12	5.53	4.38	1	2	2	2
Baroda BNP Paribas Ultra Short Duration Fund - Gr	7.09	6.67	6.31	4.91	1	1	1	1
Canara Robeco Ultra Short Term Fund - Reg Gr	6.14	5.74	5.07	3.95	4	4	4	4
DSP Ultra Short Fund - Gr	6.47	5.86	5.13	4.11	3	3	4	4
HDFC Ultra Short Term Fund - Gr	6.58	6.28	5.63	4.51	1	2	2	2
HSBC Ultra Short Duration Fund - Gr	6.79	6.44	5.81	4.57	1	1	1	1
ICICI Prudential Ultra Short Term Fund - Gr	6.54	6.21	5.59	4.55	1	2	2	1
IDBI Ultra Short Term Fund - Gr	6.25	6.31	5.75	4.52	3	1	1	2
IDFC Ultra Short Term Fund - Gr	6.73	6.20	5.58	4.42	1	2	2	2
Invesco India Ultra Short Term Fund - Gr	6.41	5.86	5.21	4.12	3	3	3	4
ITI Ultra Short Duration Fund - Gr	5.80	5.57	4.97	3.80	4	4	4	4
Kotak Savings Fund - Gr	6.60	6.10	5.47	4.47	1	2	3	2
LIC MF Ultra Short Term Fund - Gr	5.88	5.79	5.32	4.23	4	4	3	3
Mahindra Manulife Ultra Short Term Fund - Gr	6.48	6.26	5.59	4.37	1	2	2	3
Mirae Asset Ultra Short Duration Fund - Gr	6.66	6.37	5.66	4.68	1	1	1	1
Motilal Oswal Ultra Short Term Fund - Gr	5.18	5.16	4.63	3.61	4	4	4	4
Nippon India Ultra Short Duration Fund - Gr	6.35	6.01	5.51	4.60	3	3	2	1
PGIM India Ultra Short Term Fund - Gr	6.30	5.95	5.32	4.32	3	3	3	3
SBI Magnum Ultra Short Duration Fund - Gr	6.85	6.30	5.64	4.48	1	1	1	2
Sundaram Ultra Short Duration Fund - Gr	5.66	5.33	4.73	3.68	4	4	4	4
Tata Ultra Short Term Fund - Gr	6.13	5.81	5.17	4.13	4	4	4	3
UTI Ultra Short Term Fund - Gr	6.48	5.98	5.37	4.23	1	3	3	3
WhiteOak Capital Ultra Short Term Fund - Gr	6.20	5.78	4.97	3.90	4	4	4	4
Average of Ultra Short Duration Fund	6.37	6.01	5.40	4.30				
Universe	25	25	25	25				

Low Duration Fund

Scheme Name	Annualized Returns				Quartile			
	1 M	3 M	6 M	1 Yr	1 M	3 M	6 M	1 Yr
Aditya Birla Sun Life Low Duration Fund - Gr	6.14	5.92	5.65	4.31	1	3	1	1
Axis Treasury Advantage Fund - Gr	6.30	6.11	5.80	4.41	1	2	1	1
Baroda BNP Paribas Low Duration Fund - Regular - Gr	5.53	5.58	5.50	3.76	4	4	2	4
Canara Robeco Savings Fund - Regular Plan - Gr	6.63	6.25	5.41	4.11	1	1	3	2
DSP Low Duration Fund - Regular Plan - Growth	6.57	6.13	5.44	4.20	1	2	3	1
HDFC Low Duration Fund - Gr	5.93	5.71	6.08	4.13	3	4	1	2

Low Duration Fund

Scheme Name	Annualized Returns				Quartile			
	1 M	3 M	6 M	1 Yr	1 M	3 M	6 M	1 Yr
HSBC Low Duration Fund - Gr	5.82	6.15	5.25	3.97	4	1	4	4
ICICI Prudential Savings Fund - Gr	5.26	5.75	7.61	4.54	4	4	1	1
IDFC Low Duration Fund - Regular Plan - Gr	6.35	6.40	5.61	4.07	1	1	2	3
Invesco India Treasury Advantage Fund - Gr	6.25	6.11	5.32	4.02	1	2	4	3
JM Low Duration Fund - Gr	5.89	5.68	5.14	4.11	3	4	4	2
Kotak Low Duration Fund Standard Gr	5.47	5.80	5.93	3.91	4	3	1	4
LIC MF Savings Fund - Gr	5.62	5.57	5.00	3.86	4	4	4	4
Mahindra Manulife Low Duration Fund - Gr	6.03	5.90	5.18	3.73	1	3	4	4
Mirae Asset Savings Fund - Regular Savings Plan - Gr	5.87	5.73	5.46	3.97	3	4	3	4
Nippon India Low Duration Fund - Gr	6.12	6.11	5.47	4.18	1	2	2	2
PGIM India Low Duration Fund - Gr	5.91	5.84	5.23	4.09	3	3	4	3
SBI Magnum Low Duration Fund - Gr	6.38	6.24	5.48	4.05	1	1	2	3
Sundaram Low Duration Fund - Gr	5.62	6.06	5.35	4.17	4	2	3	2
Tata Treasury Advantage Fund - Regular Plan - Gr	5.94	5.81	5.43	4.09	3	3	3	3
UTI Treasury Advantage Fund - Instit. Plan Gr	6.39	6.28	5.65	4.50	1	1	1	1
Average of Low Duration Fund	6.00	5.96	5.57	4.10				
Universe	21	21	21	21				

Money Market Fund

Scheme Name	Annualized Returns				Quartile			
	1 M	3 M	6 M	1 Yr	1 M	3 M	6 M	1 Yr
Aditya Birla Sun Life Money Manager Fund - Gr	7.07	6.73	6.04	4.86	1	1	1	1
Axis Money Market Fund - Gr	7.10	6.55	5.88	4.80	1	2	2	2
Baroda BNP Paribas Money Market Fund - Gr	6.85	6.00	5.19	4.20	3	4	4	3
DSP Savings Fund - Gr	7.01	6.51	5.73	3.98	1	2	2	4
Edelweiss Money Market Fund - Gr	6.10	5.32	4.55	3.50	4	4	4	4
Franklin India Savings Fund - Gr	6.90	6.31	5.61	4.43	1	3	3	2
HDFC Money Market Fund - Gr	7.08	6.56	5.87	4.75	1	2	2	2
HSBC Money Market Fund - Gr	6.28	5.96	5.27	4.05	4	4	4	3
ICICI Prudential Money Market Fund - Gr	6.98	6.61	5.91	4.75	1	1	1	2
IDFC Money Manager Fund - Reg Gr	6.31	5.78	5.10	4.04	4	4	4	4
Invesco India Money Market Fund - Gr	6.88	6.36	5.59	3.92	3	3	3	4
Kotak Money Market Fund - Gr	7.03	6.53	5.85	4.87	1	2	2	1
LIC MF Money Market Fund - Gr	5.77	N.A.	N.A.	N.A.	4	-	-	-
Mirae Asset Money Market Fund - Gr	6.02	5.92	5.28	4.38	4	4	3	3
Nippon India Money Market Fund - Gr	7.21	6.70	6.05	5.01	1	1	1	1
PGIM India Money Market Fund - Gr	6.75	6.35	5.40	4.40	3	3	3	3
SBI Savings Fund - Gr	6.70	6.13	5.47	4.32	3	3	3	3
Sundaram Money Market Fund - Gr	6.32	6.19	5.65	4.64	3	3	2	2
Tata Money Market Fund Regular Plan - Gr	7.18	6.67	5.96	4.81	1	1	1	1
TRUSTMF Money Market Fund - Gr	6.90	6.61	N.A.	N.A.	1	1	-	-
Union Money Market Fund - Gr	6.07	5.76	5.02	4.05	4	4	4	3
UTI Money Market Fund - Instit. Gr	7.12	6.69	5.99	4.93	1	1	1	1
Average of Money Market Fund	6.71	6.30	5.57	4.43				
Universe	22	21	20	20				

Short Duration Fund

Scheme Name	Annualized Returns				Quartile			
	3 M	6 M	1 Yr	2 Yr	3 M	6 M	1 Yr	2 Yr
Aditya Birla Sun Life Short Term Fund - Gr	6.11	6.68	4.21	4.02	3	1	1	1
Axis Short Term Fund - Gr	6.15	5.90	3.73	3.59	2	2	1	2
Bank of India Short Term Income Fund - Regular Plan - Gr	35.24	19.82	26.97	14.38	1	1	1	1
Baroda BNP Paribas Short Duration Fund - Gr	6.00	6.06	2.99	3.36	3	2	3	2
Canara Robeco Short Duration Fund - Gr	6.05	5.08	2.90	2.85	3	4	4	4
DSP Short Term Fund - Gr	5.93	5.11	3.00	2.91	4	4	3	3
HDFC Short Term Debt Fund - Gr	6.63	6.26	3.55	3.71	1	1	2	2
HSBC Short Duration Fund - Gr	6.07	5.36	2.77	2.86	3	3	4	4
ICICI Prudential Short Term Fund - Gr	6.57	7.87	4.70	4.28	1	1	1	1
IDBI Short Term Bond Fund - Gr	6.43	6.25	3.02	7.43	2	1	3	1
IDFC Bond Fund - Short Term Plan - Reg Gr	6.84	5.81	2.84	3.09	1	2	4	3

Short Duration Fund

Scheme Name	Annualized Returns				Quartile			
	3 M	6 M	1 Yr	2 Yr	3 M	6 M	1 Yr	2 Yr
Indiabulls Short Term Fund - Gr	6.08	5.33	2.06	2.21	3	3	4	4
Invesco India Short Term Fund - Gr	5.72	4.82	2.58	2.58	4	4	4	4
JM Short Duration Fund - Gr	5.34	N.A.	N.A.	N.A.	4	-	-	-
Kotak Bond Short Term Plan - Gr	6.19	5.99	3.04	3.14	2	2	3	3
LIC MF Short Term Debt Fund - Gr	5.42	4.44	2.06	2.14	4	4	4	4
Mahindra Manulife Short Term Fund - Gr	6.09	5.33	2.76	N.A.	3	3	4	-
Mirae Asset Short Term Fund - Gr	5.71	5.37	3.11	3.10	4	3	3	3
Nippon India Short Term Fund Gr	6.44	5.88	3.22	3.81	1	2	2	2
PGIM India Short Maturity Fund - Gr	5.90	5.53	3.34	3.15	4	3	2	3
SBI Short Term Debt Fund - Gr	6.72	5.65	3.55	3.17	1	3	2	2
Sundaram Short Duration Fund - Gr	6.44	5.74	3.48	3.34	1	2	2	2
TATA Short Term Bond Fund Regular Plan - Gr	5.81	4.90	2.94	2.74	4	4	3	4
Trust MF Short Term Fund - Gr	6.34	5.57	3.26	N.A.	2	3	2	-
UTI Short Term Income Fund - Instit. Gr	6.25	6.18	3.81	6.07	2	1	1	1
Average of Short Duration Fund	7.30	6.29	4.16	4.00				
Universe	25	24	24	22				

Medium Duration Fund

Scheme Name	Annualized Returns				Quartile			
	6 M	1 Yr	2 Yr	3 Yr	6 M	1 Yr	2 Yr	3 Yr
Aditya Birla Sun Life Medium Term Plan - Gr	39.56	24.82	15.61	13.06	1	1	1	1
Axis Strategic Bond Fund - Gr	6.71	3.84	4.52	6.46	2	1	2	1
Baroda BNP Paribas Medium Term Fund - Gr	7.69	2.88	2.60	4.28	1	3	4	4
DSP Bond Fund - Gr	6.58	2.90	3.16	5.38	3	2	3	3
HDFC Medium Term Debt Fund - Gr	6.92	2.89	3.97	5.94	2	2	2	2
HSBC Medium Duration Fund - Gr	6.59	2.60	3.57	5.55	2	3	3	2
ICICI Prudential Medium Term Bond Fund - Gr	7.40	4.20	4.84	6.66	1	1	1	1
IDFC Bond Fund - Medium Term Plan - Reg Gr	5.55	1.25	1.83	4.76	4	4	4	3
Invesco India Medium Duration Fund - Gr	5.81	1.71	N.A.	N.A.	3	4	-	-
Kotak Medium Term Fund - Gr	6.29	3.22	3.92	5.43	3	2	2	3
Nippon India Strategic Debt Fund - Gr	5.12	2.06	9.48	-2.90	4	3	1	4
SBI Magnum Medium Duration Fund - Reg Gr	6.90	3.46	3.65	6.43	2	2	3	2
Sundaram Medium Term Bond Fund Regular - App	4.91	0.69	1.18	2.86	4	4	4	4
Union Medium Duration Fund - Gr	5.77	1.44	2.23		4	4	4	
UTI Medium Term Fund - Regular Plan - Gr	6.08	2.43	4.29	2.85	3	3	2	4
Average of Medium Duration Fund	8.53	4.03	4.63	5.14				
Universe	15	15	14	13				

Medium to Long Duration Fund

Scheme Name	Annualized Returns				Quartile			
	6 M	1 Yr	2 Yr	3 Yr	6 M	1 Yr	2 Yr	3 Yr
Aditya Birla Sun Life Income Fund - Gr	6.64	2.41	3.18	6.28	3	2	2	1
Canara Robeco Income Fund - Gr	5.64	1.60	1.75	4.44	4	3	3	3
HDFC Income Fund Gr	6.79	0.94	1.54	4.04	3	3	4	4
HSBC Medium to Long Duration Fund - Gr	5.50	0.56	0.96	3.73	4	4	4	4
ICICI Prudential Bond Fund - Gr	7.99	3.16	3.01	5.75	1	1	2	2
IDFC Bond Fund - Income Plan - Reg Gr	5.42	0.67	0.96	4.41	4	4	4	3
JM Income Fund - Gr	5.84	0.75	1.17	4.10	3	4	4	4
Kotak Bond Regular Plan - Gr	7.19	1.77	2.11	5.38	2	3	3	2
LIC MF Bond Gr	7.93	2.90	2.08	4.24	1	2	3	4
Nippon India Income Fund - Retail Gr	9.22	3.42	2.31	4.95	1	1	2	3
SBI Magnum Income Fund Gr	7.59	3.09	3.33	6.01	2	2	1	2
UTI Bond Fund - Gr	7.00	9.95	9.69	6.72	2	1	1	1
Avg of Medium to Long Duration Fund	6.90	2.60	2.67	5.00				
Universe	12	12	12	12				

Dynamic Bond Fund

Scheme Name	Annualized Returns				Quartile			
	6 M	1 Yr	2 Yr	3 Yr	6 M	1 Yr	2 Yr	3 Yr
Aditya Birla Sun Life Dynamic Bond Fund - Gr	12.37	6.00	5.46	6.86	1	1	1	1
Axis Dynamic Bond Fund - Gr	8.53	2.16	2.99	6.01	1	3	2	1
Baroda BNP Paribas Dynamic Bond Fund - Gr	8.10	3.29	2.33	4.60	1	2	3	3
Canara Robeco Dynamic Bond Fund - Reg Gr	6.07	2.51	1.86	4.37	2	3	4	4
DSP Strategic Bond Fund - Instit. Plan - Gr	3.89	1.61	2.00	5.30	4	4	3	3
HDFC Dynamic Debt Fund - Gr	6.07	1.64	4.48	5.94	2	4	1	1
HSBC Dynamic Bond Fund - Gr	4.87	2.62	1.85	4.72	4	2	4	3
ICICI Prudential All Seasons Bond Fund - Gr	9.20	4.60	4.44	6.82	1	1	1	1
IDFC Dynamic Bond Fund - Regular Gr	5.38	1.05	1.40	5.07	3	4	4	3
IIFL Dynamic Bond Fund - Gr	6.36	3.57	4.60	5.77	2	2	1	2
Indiabulls Dynamic Bond Fund - Gr	5.87	2.79	3.15	4.50	3	2	2	4
ITI Dynamic Bond Fund - Gr	5.21	3.74	N.A.	N.A.	4	2	-	-
JM Dynamic Bond Fund - Gr	5.47	3.86	3.28	4.75	3	2	2	3
Kotak Dynamic Bond Fund Regular Plan - Gr	7.16	2.54	2.83	5.71	2	3	3	2
Mahindra Manulife Dynamic Bond Yojana - Gr	5.78	0.91	1.65	2.98	3	4	4	4
Mirae Asset Dynamic Bond Fund - Gr	6.76	1.41	1.92	4.46	2	4	4	4
Nippon India Dynamic Bond Fund - Gr	8.86	2.50	2.59	5.41	1	3	3	2
PGIM India Dynamic Bond Fund - Gr	4.50	2.38	2.38	4.48	4	3	3	4
Quantum Dynamic Bond Fund - Regular Gr	7.49	4.46	3.84	5.73	2	1	2	2
SBI Dynamic Bond Fund - Gr	7.58	4.21	3.09	5.45	2	1	2	2
Union Dynamic Bond Fund - Gr	4.71	0.31	1.16	4.25	4	4	4	4
UTI Dynamic Bond Fund - Gr	5.25	10.12	10.46	8.90	4	1	1	1
Average of Dynamic Bond Fund	6.61	3.10	3.23	5.34				
Universe	22	22	21	21				

Corporate Bond Fund

Scheme Name	Annualized Returns				Quartile			
	6 M	1 Yr	2 Yr	3 Yr	6 M	1 Yr	2 Yr	3 Yr
Aditya Birla Sun Life Corporate Bond Fund - Gr	6.87	4.13	4.07	6.61	2	1	1	1
Axis Corporate Debt Fund - Gr	6.11	3.72	3.69	6.25	2	1	2	1
Baroda BNP Paribas Corporate Bond Fund - Gr	5.76	1.64	1.91	4.51	2	4	4	4
Canara Robeco Corporate Bond Fund - Gr	5.14	2.92	2.87	5.06	4	3	4	4
DSP Corporate Bond Fund - Gr	7.17	2.08	2.73	4.91	1	4	4	4
Franklin India Corporate Debt Fund - Gr	5.44	3.19	3.48	5.29	4	2	2	4
HDFC Corporate Bond Fund - Gr	7.02	3.30	3.59	6.26	1	2	2	1
HSBC Corporate Bond Fund - Gr	7.72	2.23	3.01	6.03	1	4	4	2
ICICI Prudential Corporate Bond Fund - Gr	7.48	4.50	4.29	6.31	1	1	1	1
IDFC Corporate Bond Fund - Gr	5.53	2.64	3.15	5.88	3	3	3	3
Invesco India Corporate Bond Fund - Gr	5.65	2.89	3.12	5.41	3	3	3	3
Kotak Corporate Bond Fund Standard Gr	6.14	3.70	3.71	5.66	2	1	1	3
Mirae Asset Corporate Bond Fund - Gr	5.58	2.88	N.A.	N.A.	3	3	-	-
Nippon India Corporate Bond - Gr	6.92	4.35	4.53	6.20	1	1	1	2
PGIM India Premier Bond Fund - Gr	4.69	3.12	3.59	5.56	4	3	2	3
SBI Corporate Bond Fund - Gr	5.57	3.33	3.11	5.51	3	2	3	3
Sundaram Corporate Bond Fund - Regular Gr	5.49	3.70	3.59	5.99	4	1	2	2
Tata Corporate Bond Fund - Gr	5.66	2.35	N.A.	N.A.	3	4	-	-
Union Corporate Bond Fund - Gr	4.95	2.43	2.67	5.26	4	4	4	4
UTI Corporate Bond Fund - Gr	5.74	3.42	3.42	5.89	2	2	3	2
Average of Corporate Bond Fund	6.03	3.13	3.36	5.70				
Universe	20	20	18	18				

Credit Risk Fund

Scheme Name	Annualized Returns				Quartile			
	6 M	1 Yr	2 Yr	3 Yr	6 M	1 Yr	2 Yr	3 Yr
Aditya Birla Sun Life Credit Risk Fund - Reg Gr	11.80	7.11	6.73	7.60	1	1	2	1
Axis Credit Risk Fund - Gr	6.36	4.04	5.01	6.05	3	2	3	2
Bank of India Credit Risk Fund - Gr	4.98	143.14	63.08	13.91	4	1	1	1
Baroda BNP Paribas Credit Risk Fund - Gr	6.99	4.59	11.68	8.46	1	2	1	1
DSP Credit Risk Fund - Gr	5.16	9.24	6.01	5.62	4	1	2	3
HDFC Credit Risk Debt Fund - Gr	6.81	3.70	5.34	7.16	1	3	3	2
HSBC Credit Risk Fund - Gr	6.01	3.21	4.43	4.60	3	4	4	3
ICICI Prudential Credit Risk Fund - Gr	6.74	5.07	5.65	7.02	2	2	3	2
IDBI Credit Risk Fund - Gr	6.58	3.26	9.58	5.04	2	3	2	3
IDFC Credit Risk Fund - Gr	5.98	3.05	3.52	4.81	3	4	4	3
Invesco India Credit Risk Fund - Gr	4.84	2.24	2.51	4.31	4	4	4	4
Kotak Credit Risk Fund - Gr	5.29	0.95	3.08	4.25	4	4	4	4

Credit Risk Fund

Scheme Name	Annualized Returns				Quartile			
	6 M	1 Yr	2 Yr	3 Yr	6 M	1 Yr	2 Yr	3 Yr
Nippon India Credit Risk Fund - Gr	6.45	3.90	8.60	3.53	2	3	2	4
SBI Credit Risk Fund - Regular Plan - Gr	6.39	4.28	4.61	6.30	2	2	3	2
UTI Credit Risk Fund - Gr	6.39	3.89	12.33	-3.05	2	3	1	4
Average of Credit Risk Fund	6.45	13.44	10.14	5.71				
Universe	15	15	15	15				

Banking and PSU Fund

Scheme Name	Annualized Returns				Quartile			
	3 M	6 M	1 Yr	2 Yr	3 M	6 M	1 Yr	2 Yr
Aditya Birla Sun Life Banking & PSU Debt Fund - Gr	6.20	5.80	3.68	3.63	2	2	1	1
Axis Banking & PSU Debt Fund - Gr	6.15	4.87	3.78	3.58	3	4	1	2
Baroda BNP Paribas Banking & PSU Bond Fund - Gr	5.14	5.18	1.73	2.57	4	4	4	4
Canara Robeco Banking and PSU Debt Fund - Gr	6.15	N.A.	N.A.	N.A.	3	-	-	-
DSP Banking & PSU Debt Fund - Gr	6.06	5.33	3.21	3.16	3	4	2	3
Edelweiss Banking And PSU Debt Fund - Gr	8.20	8.16	2.59	3.59	1	1	4	2
Franklin India Banking & PSU Debt Fund - Gr	6.48	5.74	3.29	3.49	1	2	2	2
HDFC Banking and PSU Debt Fund - Gr	5.81	5.80	3.29	3.48	4	2	2	3
HSBC Banking and PSU Debt Fund - Gr	6.59	5.97	1.59	2.31	1	1	4	4
ICICI Prudential Banking & PSU Debt Fund - Gr	5.71	7.20	4.31	4.25	4	1	1	1
IDFC Banking & PSU Debt Fund - Regular Plan - Gr	5.92	5.43	3.65	3.52	4	3	2	2
Invesco India Banking & PSU Debt Fund - Gr	6.36	5.72	0.73	2.04	2	2	4	4
ITI Banking & PSU Debt Fund - Gr	6.35	5.64	4.27	3.95	2	3	1	1
Kotak Banking & PSU Debt Fund - Gr	6.39	6.82	3.63	3.76	2	1	2	1
LIC MF Banking & PSU Debt Fund - Gr	5.90	4.65	3.09	2.83	4	4	3	4
Mirae Asset Banking and PSU Debt Fund - Gr	5.88	5.40	2.70	3.04	4	3	4	3
Nippon India Banking And PSU Debt Fund - Gr	6.31	5.87	3.20	3.51	2	2	2	2
PGIM India Banking and PSU Debt Fund - Gr	5.96	4.99	3.16	3.42	3	4	3	3
SBI Banking and PSU Fund - Gr	6.29	5.32	2.90	2.74	2	4	3	4
Sundaram Banking & PSU Debt Fund - Regular - Gr	6.43	5.73	3.01	2.97	1	2	3	4
Tata Banking & Psu Debt Fund - Gr	6.07	5.69	2.94	3.16	3	3	3	3
TRUST MF Banking & PSU Debt Fund - Gr	6.18	5.72	2.09	N.A.	3	2	4	-
UTI Banking & PSU Debt Fund - Gr	7.08	6.80	10.33	6.50	1	1	1	1
Average of Banking and PSU Fund	6.24	5.81	3.33	3.40				
Universe	23	22	22	21				

Floater Fund

Scheme Name	Annualized Returns				Quartile			
	3 M	6 M	1 Yr	2 Yr	3 M	6 M	1 Yr	2 Yr
Aditya Birla Sun Life Floating Rate Fund - Gr	6.39	6.24	4.84	4.22	2	2	1	1
Axis Floater Fund - Gr	7.23	6.34	4.58	N.A.	1	2	1	-
DSP Floater Fund - Gr	6.38	5.52	3.09	N.A.	2	4	4	-
Franklin India Floating Rate Fund - Gr	6.05	6.25	4.24	3.77	2	2	3	3
HDFC Floating Rate Debt Fund - Gr	5.87	7.18	4.62	4.35	3	1	1	1
ICICI Prudential Floating Interest Fund - Gr	4.80	8.63	4.32	4.04	4	1	2	2
IDFC Floating Rate Fund - Gr	6.03	5.39	3.74	N.A.	3	4	4	-
Kotak Floating Rate Fund - Gr	5.81	6.50	3.49	3.84	3	1	4	3
Nippon India Floating Rate Fund - Gr	6.49	5.64	3.79	3.77	1	3	3	3
SBI Floating Rate Debt Fund Reg Plan - Gr	6.74	5.88	4.35	3.94	1	3	2	2
Tata Floating Rate Fund - Gr	4.93	5.78	4.50	N.A.	4	3	2	-
UTI Floater Fund - Gr	5.73	5.38	3.81	3.47	4	4	3	4
Average of Floater Fund	6.04	6.23	4.11	3.93				
Universe	12	12	12	8				

Gilt Fund

Scheme Name	Annualized Returns				Quartile			
	6 M	1 Yr	2 Yr	3 Yr	6 M	1 Yr	2 Yr	3 Yr
Aditya Birla Sun Life Government Securities Fund - Gr	6.35	1.84	2.69	5.66	3	4	2	2
Axis Gilt Fund - Gr	5.99	2.44	2.41	5.82	3	2	2	2
Baroda BNP Paribas Gilt Fund Gr	6.75	1.57	1.68	4.35	2	4	4	4
Canara Robeco Gilt Fund - Gr	6.18	2.34	2.10	4.74	3	3	3	3
DSP Government Securities Fund - Gr	6.64	2.72	2.93	6.17	2	1	1	1
Edelweiss Government Securities Fund - Gr	6.83	2.50	3.36	6.64	2	2	1	1
Franklin India Government Securities Fund - Gr	5.78	2.53	2.35	4.34	3	2	3	4
HDFC Gilt Fund - Gr	6.59	1.75	1.99	4.80	2	4	3	3
HSBC Gilt Fund - Gr	5.60	1.92	1.26	4.55	4	3	4	4
ICICI Prudential Gilt Fund - Regular Gr	9.46	3.69	3.75	6.60	1	1	1	1
IDFC GSF - Investment Plan - Regular Plan - Gr	5.78	1.41	1.73	5.54	3	4	4	2
Invesco India Gilt Fund - Gr	5.05	2.44	1.57	3.70	4	2	4	4
Kotak Gilt Investment - Gr	8.27	2.48	2.37	5.82	1	2	2	2
LIC MF Gilt Fund - Gr	3.93	1.85	1.82	4.75	4	3	3	3
Nippon India Gilt Securities Fund - Gr	7.52	2.11	1.99	4.94	1	3	3	3
PGIM India Gilt Fund - Gr	4.76	1.84	2.38	4.62	4	4	2	3
SBI Magnum Gilt Fund - Gr	7.73	4.27	3.64	6.24	1	1	1	1
TATA Gilt Securities Fund Regular Plan - Gr	5.77	2.42	1.62	4.25	4	3	4	4
UTI Gilt Fund - Gr	7.11	3.00	2.66	5.09	2	1	2	2
Average of Gilt Fund	6.43	2.37	2.33	5.19				
Universe	19	19	19	19				

Gilt Fund with 10 yr constant duration

Scheme Name	Annualized Returns				Quartile			
	6 M	1 Yr	2 Yr	3 Yr	6 M	1 Yr	2 Yr	3 Yr
DSP 10Y G-Sec Fund - Gr	7.83	0.23	0.46	4.05	4	4	4	4
ICICI Prudential Constant Maturity Gilt Fund - Gr	8.17	1.28	2.03	5.74	2	2	1	2
IDFC Government Sec Constant Maturity Plan - Reg - Gr	8.17	0.82	1.28	5.07	2	3	3	3
SBI Magnum Constant Maturity Fund - Gr	8.37	1.39	1.88	5.00	1	1	2	4
Avg of Gilt Fund 10 yr constant duration	8.14	0.93	1.41	4.97				
Universe	4	4	4	4				

Solution Oriented Fund

Scheme Name	Annualized Returns				Quartile			
	6 M	1 Yr	3 Yr	5 Yr	6 M	1 Yr	3 Yr	5 Yr
Aditya Birla Sun Life Retirement Fund - The 30s Plan - Gr	12.70	1.36	8.85	N.A.	1	3	3	-
Aditya Birla Sun Life Retirement Fund - The 40s Plan - Gr	10.36	1.00	8.19	N.A.	2	3	3	-
Aditya Birla Sun Life Retirement Fund - The 50s Plan - Gr	5.37	1.52	3.70	N.A.	4	3	4	-
Axis Retirement Savings Fund - Aggressive Plan - Gr	9.38	-6.18	7.97	N.A.	3	4	3	-
Axis Retirement Savings Fund - Conservative Plan - Gr	2.52	-3.80	6.86	N.A.	4	4	4	-
Axis Retirement Savings Fund - Dynamic Plan - Gr	8.52	-5.61	9.44	N.A.	3	4	2	-
Franklin India Pension Plan Gr	8.53	3.95	7.17	6.27	3	1	3	3
HDFC Retirement Savings Fund - Equity - Gr	16.81	9.25	22.23	12.59	1	1	1	1
HDFC Retirement Savings Fund - Hybrid Debt - Gr	5.98	3.79	7.58	6.16	4	2	3	3
HDFC Retirement Savings Fund - Hybrid Equity - Gr	12.05	5.45	15.25	10.35	1	1	1	1
ICICI Prudential Retirement Fund - Hybrid Aggressive Plan - Gr	10.50	0.79	12.81	N.A.	2	3	1	-
ICICI Prudential Retirement Fund - Hybrid Conservative Plan - Gr	5.44	1.90	6.80	N.A.	4	2	4	-
ICICI Prudential Retirement Fund - Pure Equity Plan - Gr	11.41	2.87	18.44	N.A.	2	2	1	-
Nippon India Retirement Fund - Income Generation Scheme - Gr	7.43	2.12	5.62	5.82	3	2	4	4
Nippon India Retirement Fund - Wealth Creation Scheme - Gr	16.08	2.66	10.45	5.50	1	2	2	4
Tata Retirement Savings Fund - Conservative Plan - Gr	4.78	0.36	6.32	5.48	4	3	4	4
Tata Retirement Savings Fund - Moderate Plan - Gr	10.33	-1.19	10.59	7.33	2	4	2	2
Tata Retirement Savings Fund - Progressive Plan - Gr	11.33	-3.10	10.42	7.25	2	4	2	2
UTI Retirement Benefit Pension Fund - Gr	7.85	5.71	11.84	6.54	3	1	2	3
Average Return	9.34	1.20	10.03	7.33				
Universe	19	19	19	10				

Equity Funds

Scheme Name	3 Years				
	Std. Deviation	Sharpe Ratio	Beta	Treynor Ratio	Alpha
Aditya Birla Sun Life Dividend Yield Fund - Gr	21.23	0.18	0.84	1.30	-0.15
Aditya Birla Sun Life Equity Advantage Fund - Gr	24.58	0.10	1.02	0.71	-0.78
Aditya Birla Sun Life Flexi Cap Fund - Gr	23.36	0.12	0.95	0.88	-0.56
Aditya Birla Sun Life Focused Equity Fund - Gr	21.64	0.12	0.84	0.91	-0.48
Aditya Birla Sun Life Frontline Equity Fund - Gr	21.97	0.13	0.87	0.97	-0.44
Aditya Birla Sun Life India GenNext Fund - Gr	20.71	0.15	0.84	1.08	-0.33
Aditya Birla Sun Life Manufacturing Equity Fund - Regular Gr	18.49	0.15	0.75	1.05	-0.32
Aditya Birla Sun Life Midcap Fund - Gr	24.18	0.16	1.01	1.11	-0.37
Aditya Birla Sun Life MNC Fund Gr	17.00	0.02	0.69	0.11	-0.94
Aditya Birla Sun Life PSU Equity Fund - Gr	24.04	0.18	0.76	1.64	0.12
Aditya Birla Sun Life Pure Value Fund - Gr	24.51	0.15	0.98	1.08	-0.39
Aditya Birla Sun Life Small Cap Fund - Gr	27.89	0.16	1.15	1.14	-0.39
Aditya Birla Sun Life Tax Relief 96 Fund - Gr	19.47	0.06	0.79	0.41	-0.84
Axis Bluechip Fund - Gr	18.82	0.09	0.71	0.68	-0.56
Axis Flexi Cap Fund - Gr	19.04	0.10	0.73	0.72	-0.55
Axis Focused 25 Fund - Gr	22.95	0.06	0.90	0.43	-0.94
Axis Growth Opportunities Fund - Gr	21.22	0.17	0.86	1.22	-0.22
Axis Long Term Equity Fund - Gr	22.19	0.07	0.87	0.53	-0.82
Axis MidCap Fund - Gr	19.63	0.19	0.81	1.32	-0.12
Axis Small Cap Fund - Gr	23.39	0.24	0.96	1.72	0.23
Bank of India Large & Mid Cap Equity Fund - Reg Gr	20.90	0.16	0.85	1.15	-0.28
Bank of India Small Cap Fund - Gr	24.19	0.34	0.97	2.44	0.94
Bank of India Tax Advantage Fund - Regular Gr	20.60	0.23	0.84	1.61	0.11
Baroda BNP Paribas ELSS Fund - Gr	18.77	0.11	0.76	0.81	-0.50
Baroda BNP Paribas Focused Fund - Gr	19.35	0.12	0.76	0.86	-0.47
Baroda BNP Paribas Large Cap Fund - Gr	18.82	0.13	0.72	1.01	-0.33
Baroda BNP Paribas Mid Cap Fund - Gr	22.00	0.22	0.91	1.50	0.02
Baroda BNP Paribas Multi Cap Fund - Gr Plan	21.36	0.19	0.85	1.38	-0.08
Canara Robeco Bluechip Equity Fund - Gr	19.17	0.15	0.75	1.12	-0.27
Canara Robeco Consumer Trends Fund - Regular Gr	19.35	0.19	0.78	1.35	-0.10
Canara Robeco Emerging Equities Fund - Gr	21.53	0.18	0.90	1.25	-0.20
Canara Robeco Equity Tax Saver Fund - Gr	20.26	0.20	0.81	1.43	-0.04
Canara Robeco Flexi Cap Fund - Gr	19.55	0.17	0.79	1.19	-0.23
Canara Robeco Small Cap Fund - Gr	25.02	0.34	1.02	2.37	0.92
DSP Equity Opportunities Fund - Gr	23.01	0.14	0.94	1.02	-0.42
DSP Flexi Cap Fund - Reg. Plan - Gr	22.51	0.13	0.92	0.90	-0.52
DSP Focus Fund - Gr	23.43	0.06	0.94	0.41	-1.00
DSP Midcap Fund - Reg Gr	21.74	0.13	0.91	0.91	-0.52
DSP Natural Resources and New Energy Fund - Gr	28.00	0.17	0.88	1.54	0.06
DSP Quant Fund - Gr	20.83	0.12	0.82	0.90	-0.48
DSP Small Cap Fund - Gr	26.27	0.25	1.07	1.77	0.32
DSP Tax Saver Fund - Gr	22.51	0.16	0.91	1.16	-0.29
DSP Top 100 Equity Fund Gr	22.93	0.07	0.90	0.49	-0.89
Edelweiss Flexi Cap Fund - Gr	21.74	0.14	0.88	1.03	-0.40
Edelweiss Large & Mid Cap Fund - Regular Gr	21.23	0.17	0.87	1.17	-0.27
Edelweiss Large Cap Fund - Gr	21.20	0.13	0.84	0.95	-0.44
Edelweiss Long Term Equity Fund (Tax Savings) - Gr	21.75	0.12	0.88	0.88	-0.53
Edelweiss Mid Cap Fund - Regular Gr	24.42	0.23	1.03	1.56	0.09
Edelweiss Small Cap Fund - Gr	25.02	0.29	1.05	1.99	0.54
Franklin India Bluechip Fund Gr	22.31	0.12	0.85	0.91	-0.48
Franklin India Equity Advantage Fund - Gr	25.44	0.13	1.03	0.90	-0.59
Franklin India Flexi Cap Fund - Gr	22.95	0.19	0.90	1.42	-0.05
Franklin India Focused Equity Fund - Gr	24.59	0.17	0.92	1.29	-0.17
Franklin India Opportunities Fund-Gr	22.56	0.16	0.91	1.15	-0.30
Franklin India Prima Fund Gr	24.11	0.15	0.99	1.04	-0.43
Franklin India Smaller Companies Fund - Gr	26.37	0.21	1.09	1.49	0.01
Franklin India Taxshield Gr	23.77	0.15	0.94	1.07	-0.38
HDFC Capital Builder Value Fund - Gr	23.18	0.15	0.93	1.07	-0.37
HDFC Flexi Cap Fund - Gr	24.44	0.18	0.91	1.36	-0.11
HDFC Focused 30 Fund - Gr	23.43	0.18	0.88	1.40	-0.06
HDFC Large and Mid Cap Fund - Gr	23.82	0.18	0.95	1.31	-0.16
HDFC Mid Cap Opportunities Fund - Gr	24.15	0.22	1.00	1.55	0.07
HDFC Small Cap Fund - Gr	27.73	0.23	1.13	1.65	0.20
HDFC Tax saver - Gr	21.86	0.15	0.85	1.13	-0.30
HDFC Top 100 Fund - Gr	22.78	0.13	0.85	0.99	-0.41
HSBC Business Cycles Fund - Gr	25.48	0.13	1.05	0.94	-0.56
HSBC ELSS Fund - Gr	22.61	0.11	0.93	0.76	-0.67
HSBC Flexi Cap Fund - Gr	22.80	0.12	0.94	0.85	-0.59
HSBC Large and Mid Cap Equity Fund - Gr	22.08	0.13	0.91	0.89	-0.53
HSBC Large Cap Equity Fund - Gr	21.49	0.11	0.83	0.80	-0.56
HSBC Midcap Fund - Gr	22.02	0.15	0.92	1.03	-0.42
HSBC Small CapFund - Gr	26.83	0.24	1.09	1.69	0.23
HSBC Value Fund - Gr	24.58	0.17	1.00	1.21	-0.27
ICICI Prudential Bluechip Fund - Gr	21.02	0.15	0.81	1.13	-0.28
ICICI Prudential Commodities Fund - Gr	31.07	0.30	1.11	2.42	1.05

Equity Funds

Scheme Name	3 Years				
	Std. Deviation	Sharpe Ratio	Beta	Treynor Ratio	Alpha
ICICI Prudential Dividend Yield Equity Fund - Gr	20.98	0.22	0.80	1.69	0.17
ICICI Prudential Exports and Services Fund - Gr	20.43	0.19	0.79	1.44	-0.03
ICICI Prudential Focused Equity Fund - Retail Gr	19.41	0.23	0.73	1.74	0.19
ICICI Prudential India Opportunities Fund - Gr	25.70	0.21	0.92	1.70	0.21
ICICI Prudential Large & Mid Cap Fund - Gr	23.77	0.19	0.94	1.41	-0.06
ICICI Prudential Long Term Equity Fund - Regular Gr	22.64	0.14	0.89	1.04	-0.39
ICICI Prudential Manufacturing Fund - Gr	23.43	0.19	0.91	1.44	-0.03
ICICI Prudential MidCap Fund - Gr	25.36	0.19	1.06	1.30	-0.18
ICICI Prudential MNC Fund - Gr	18.30	0.25	0.73	1.79	0.23
ICICI Prudential Multicap Fund - Gr	23.41	0.14	0.94	1.02	-0.43
ICICI Prudential Smallcap Fund - Gr	27.30	0.24	1.09	1.73	0.27
ICICI Prudential Value Discovery Fund Gr	19.82	0.27	0.74	2.06	0.43
IDBI Dividend Yield Fund - Gr	18.37	0.18	0.74	1.26	-0.16
IDBI Equity Advantage Fund - Gr	18.67	0.10	0.72	0.75	-0.52
IDBI Flexi Cap Fund - Gr	20.22	0.16	0.81	1.12	-0.29
IDBI Focused 30 Equity Fund - Gr	20.61	0.14	0.80	1.05	-0.34
IDBI India Top 100 Equity Fund - Gr	20.27	0.16	0.79	1.15	-0.26
IDBI Long Term Value Fund - Gr	22.44	0.15	0.90	1.10	-0.33
IDBI Midcap Fund - Gr	24.37	0.16	1.02	1.11	-0.38
IDBI Small Cap Fund - Gr	24.36	0.24	1.01	1.69	0.21
IDFC Core Equity Fund - Regular Plan - Gr	23.28	0.16	0.96	1.12	-0.34
IDFC Flexi Cap Fund - Regular Gr	20.63	0.11	0.84	0.79	-0.58
IDFC Focused Equity Fund - Regular Gr	20.61	0.09	0.83	0.62	-0.71
IDFC Large Cap Fund - Regular Gr	19.94	0.12	0.79	0.87	-0.47
IDFC Sterling Value Fund - Regular Gr	29.01	0.21	1.19	1.47	0.00
IDFC Tax Advantage (ELSS) Fund - Regular Gr	25.75	0.20	1.05	1.42	-0.06
IIFL Focused Equity Fund - Gr	22.68	0.17	0.93	1.23	-0.23
Indiabulls Blue Chip Fund - Gr	21.53	0.07	0.83	0.55	-0.76
Indiabulls Tax Savings Fund - Gr	20.04	0.08	0.79	0.62	-0.68
Indiabulls Value Fund - Gr	21.02	0.12	0.83	0.91	-0.47
Invesco India Contra Fund - Gr	22.07	0.17	0.89	1.18	-0.27
Invesco India Growth Opportunities Fund - Gr	20.70	0.12	0.85	0.85	-0.53
Invesco India Largecap Fund - Gr	21.67	0.12	0.86	0.87	-0.53
Invesco India Midcap Fund - Gr	22.04	0.21	0.92	1.43	-0.04
Invesco India Multicap Fund - Gr	23.20	0.16	0.96	1.13	-0.33
Invesco India PSU Equity Fund - Gr	22.28	0.18	0.81	1.40	-0.06
Invesco India Smallcap Fund - Gr	25.52	0.23	1.04	1.66	0.19
Invesco India Tax Plan - Gr	21.66	0.12	0.88	0.83	-0.57
ITI Long Term Equity Fund - Gr	22.34	0.09	0.89	0.63	-0.76
ITI Multi Cap Fund - Gr	23.06	0.05	0.89	0.37	-0.99
JM Flexicap Fund - Gr	21.63	0.16	0.84	1.17	-0.26
JM Focused Fund - Reg Gr	23.40	0.07	0.89	0.56	-0.81
JM Large Cap Fund - Gr	13.26	0.18	0.48	1.44	-0.02
JM Tax Gain Fund - Gr Option	22.87	0.15	0.92	1.06	-0.39
JM Value Fund - Gr Option	23.10	0.16	0.92	1.16	-0.29
Kotak Bluechip Fund - Gr	20.95	0.14	0.83	0.99	-0.40
Kotak Emerging Equity Fund - Gr	24.18	0.22	1.02	1.49	0.02
Kotak Equity Opportunities Fund - Gr	21.01	0.17	0.87	1.18	-0.26
Kotak Flexicap Fund - Gr	21.33	0.12	0.86	0.87	-0.52
Kotak Focused Equity Fund - Gr	21.64	0.14	0.88	1.00	-0.41
Kotak India EQ Contra Fund - Gr	22.44	0.16	0.91	1.13	-0.31
Kotak Pioneer Fund - Gr	22.93	0.17	0.91	1.22	-0.23
Kotak Smallcap Fund - Gr	26.74	0.26	1.10	1.85	0.41
Kotak Tax Saver - Gr	20.99	0.17	0.86	1.22	-0.22
LIC MF Flexi Cap Fund - Gr	18.89	0.06	0.75	0.45	-0.77
LIC MF Large & Mid Cap Fund - Gr	20.97	0.13	0.86	0.89	-0.50
LIC MF Large Cap Fund - Gr	19.85	0.10	0.76	0.72	-0.57
LIC MF Tax Plan Gr	21.09	0.08	0.85	0.60	-0.74
Mahindra Manulife ELSS Kar Bachat Yojana - Gr	21.44	0.17	0.86	1.19	-0.24
Mahindra Manulife Large Cap Pragati Yojana - Gr	20.31	0.13	0.78	0.94	-0.42
Mahindra Manulife Mid Cap Unnati Yojana - Gr	21.74	0.21	0.88	1.46	-0.01
Mahindra Manulife Multi Cap Badhat Yojana - Gr	22.31	0.20	0.90	1.46	-0.01
Mahindra Manulife Top 250 Nivesh Yojana - Gr	20.54	0.20	0.83	1.43	-0.04
Mirae Asset Emerging Bluechip Fund - Gr	22.22	0.18	0.91	1.25	-0.20
Mirae Asset Focused Fund - Gr	22.37	0.15	0.90	1.06	-0.37
Mirae Asset Large Cap Fund - Gr	21.32	0.12	0.85	0.89	-0.49
Mirae Asset Midcap Fund - Gr	23.27	0.23	0.96	1.62	0.14
Mirae Asset Tax Saver Fund - Gr	22.53	0.17	0.91	1.20	-0.25
Motilal Oswal Flexi Cap Fund - Gr	21.36	0.04	0.87	0.30	-1.02
Motilal Oswal Focused 25 Fund - Gr	20.47	0.09	0.78	0.68	-0.62
Motilal Oswal Large and Mid-Cap Fund - Gr	22.81	0.16	0.93	1.11	-0.34
Motilal Oswal Long Term Equity Fund - Gr	22.82	0.12	0.92	0.83	-0.60
Motilal Oswal Midcap Fund - Gr	24.18	0.22	0.98	1.55	0.07
Navi ELSS Tax Saver Fund - Gr	22.48	0.09	0.91	0.65	-0.75
Navi Flexi Cap Fund - Gr	21.83	0.11	0.88	0.82	-0.57

Equity Funds

Scheme Name	3 Years				
	Std. Deviation	Sharpe Ratio	Beta	Treynor Ratio	Alpha
Navi Large & Midcap Fund - Gr	23.06	0.14	0.95	1.01	-0.44
Nippon India Focused Equity Fund - Gr	26.75	0.17	1.05	1.22	-0.27
Nippon India Growth Fund - Gr	24.48	0.22	1.02	1.49	0.02
Nippon India Large Cap Fund - Gr	24.38	0.14	0.94	1.01	-0.43
Nippon India Multi Cap Fund - Gr	26.90	0.17	1.05	1.22	-0.27
Nippon India Power & Infra Fund - Gr	26.00	0.19	1.03	1.42	-0.05
Nippon India Quant Fund - Gr	19.16	0.18	0.75	1.37	-0.08
Nippon India Small Cap Fund - Gr	27.27	0.29	1.12	2.02	0.61
Nippon India Tax Saver Fund - Gr	24.16	0.11	0.94	0.85	-0.59
Nippon India Value Fund - Gr	23.37	0.18	0.95	1.26	-0.21
Nippon India Vision Fund Gr	22.58	0.14	0.92	1.01	-0.43
Parag Parikh Flexi Cap Fund - Reg Gr	19.39	0.22	0.75	1.66	0.14
Parag Parikh Tax Saver Fund - Gr	18.33	0.25	0.70	1.88	0.28
PGIM India ELSS Tax Saver Fund - Gr	21.60	0.18	0.85	1.35	-0.11
PGIM India Flexi Cap Fund - Gr	22.81	0.21	0.92	1.50	0.03
PGIM India Large Cap Fund - Gr	20.44	0.10	0.80	0.72	-0.60
PGIM India Midcap Opportunities Fund - Gr	24.24	0.31	1.01	2.16	0.69
Quant Active Fund - G	23.59	0.33	0.89	2.51	0.93
Quant Flexi Cap Fund - Gr	22.39	0.36	0.83	2.85	1.14
Quant Focused fund - Gr	21.33	0.22	0.78	1.75	0.21
Quant Large and Mid Cap Fund - Gr	20.49	0.27	0.73	2.16	0.50
Quant Mid Cap Fund - Gr - A	22.89	0.34	0.87	2.61	0.99
Quant Small Cap Fund - Gr	30.57	0.40	1.12	3.12	1.84
Quant Tax Plan Gr	23.97	0.35	0.91	2.67	1.09
Quantum India ESG Equity Fund - Gr	19.63	0.16	0.80	1.12	-0.28
Quantum Long Term Equity Value Fund - Reg Gr	22.05	0.13	0.86	0.95	-0.45
Quantum Tax Saving Fund - Regular plan - Gr	21.68	0.13	0.84	0.98	-0.42
SBI Blue Chip Fund - Gr	22.08	0.14	0.87	1.00	-0.42
SBI Contra Fund - Regular Gr	22.75	0.29	0.92	2.09	0.57
SBI Equity Minimum Variance Fund - Gr	18.67	0.18	0.69	1.43	-0.03
SBI Flexicap Fund - Gr	21.56	0.13	0.87	0.92	-0.48
SBI Focused Equity Fund - Regular Plan - Gr	20.75	0.13	0.81	0.98	-0.40
SBI Large & Midcap Fund - Gr	23.63	0.18	0.97	1.29	-0.18
SBI Long Term Equity Fund - Gr	21.63	0.18	0.87	1.27	-0.18
SBI Magnum COMMA Fund - Gr	24.97	0.18	0.93	1.41	-0.06
SBI Magnum Equity ESG Fund - Gr	21.74	0.11	0.86	0.82	-0.56
SBI Magnum Global Fund - Gr	16.00	0.18	0.62	1.38	-0.06
SBI Magnum MidCap Fund - Gr	24.94	0.24	1.03	1.70	0.23
SBI PSU Fund - Gr	23.55	0.13	0.76	1.20	-0.21
SBI Small Cap Fund - Gr	23.22	0.27	0.95	1.93	0.43
Shriram Flexi Cap Fund - Gr	19.22	0.10	0.76	0.71	-0.58
Shriram Long Term Equity Fund - Gr	18.02	0.11	0.70	0.80	-0.48
Sundaram Consumption Fund - Gr	21.27	0.13	0.87	0.88	-0.52
Sundaram Dividend Yield Fund - Gr	18.45	0.18	0.74	1.30	-0.13
Sundaram Focused Fund - Gr	20.34	0.16	0.80	1.19	-0.23
Sundaram Large & Midcap Fund - Gr	23.66	0.13	0.98	0.90	-0.56
Sundaram Mid Cap Fund - Gr	24.43	0.15	1.02	1.06	-0.42
Sundaram Multi Cap Fund - Gr	21.52	0.17	0.89	1.22	-0.22
Sundaram Services Fund - Gr	23.79	0.18	0.95	1.32	-0.15
Sundaram Small Cap Fund - Gr	27.76	0.22	1.14	1.53	0.06
Sundaram Tax Savings Fund - Gr	21.21	0.17	0.85	1.24	-0.20
Tata Equity P/E Fund Gr	20.99	0.14	0.82	1.02	-0.37
Tata Ethical Fund - Gr	17.62	0.22	0.67	1.65	0.12
Tata Flexi Cap Fund - Gr	18.43	0.10	0.75	0.73	-0.56
Tata Focused Equity Fund - Gr	22.46	0.14	0.89	1.05	-0.37
Tata India Tax Savings Fund Regular Plan - Gr	21.97	0.14	0.87	1.03	-0.39
Tata Large & Mid Cap Fund - Gr	22.24	0.17	0.89	1.22	-0.23
Tata Large Cap Fund - Gr	21.96	0.12	0.86	0.92	-0.48
Tata Mid Cap Growth Fund - Gr	22.75	0.19	0.95	1.33	-0.14
Tata Resources & Energy Fund - Gr	23.47	0.23	0.88	1.77	0.26
Tata Small Cap Fund - Gr	24.56	0.29	0.98	2.08	0.60
Taurus Discovery (Midcap) Fund - Gr	22.01	0.20	0.90	1.44	-0.03
Taurus Ethical Fund - Gr	17.28	0.19	0.69	1.36	-0.08
Taurus Flexi Cap Fund - Gr	21.65	0.09	0.86	0.63	-0.72
Taurus Largecap Equity Fund - Gr	21.32	0.09	0.82	0.70	-0.63
Taurus Tax Shield - Gr	19.66	0.12	0.78	0.88	-0.46
Templeton India Equity Income Fund - Gr	20.35	0.28	0.72	2.27	0.57
Templeton India Value Fund - Gr	25.81	0.20	0.99	1.51	0.04
Union Flexi Cap Fund - Gr	21.16	0.17	0.86	1.22	-0.22
Union Focused Fund - Gr	20.32	0.17	0.81	1.23	-0.20
Union Large & Midcap Fund - Gr	22.16	0.17	0.91	1.22	-0.23
Union Largecap Fund - Gr	21.40	0.12	0.83	0.90	-0.47
Union Long Term Equity Fund - Gr	21.14	0.18	0.86	1.29	-0.16
Union Small Cap Fund - Gr	24.71	0.25	1.00	1.81	0.33
Union Value Discovery Fund - Gr	22.35	0.16	0.88	1.20	-0.25

Equity Funds

Scheme Name	3 Years				
	Std. Deviation	Sharpe Ratio	Beta	Treynor Ratio	Alpha
UTI Core Equity Fund - Gr	24.05	0.16	0.98	1.17	-0.29
UTI Dividend Yield Fund. - Gr	18.96	0.16	0.73	1.19	-0.21
UTI Flexi Cap Fund - Gr	22.62	0.13	0.93	0.94	-0.50
UTI Long Term Equity Fund (Tax Saving) - Gr	21.80	0.14	0.90	1.00	-0.43
UTI Master Share - Gr	20.88	0.13	0.83	0.98	-0.41
UTI Mid Cap Fund - Gr	22.79	0.22	0.97	1.52	0.04
UTI MNC Fund - Gr	15.88	0.10	0.62	0.77	-0.44
UTI Transportation and Logistics Fund- Gr	27.20	0.14	0.97	1.11	-0.35
UTI Value Opportunities Fund - Gr	21.80	0.16	0.89	1.16	-0.28
Average of Equity Schemes	22.26	0.17	0.88	1.22	-0.21

Aggressive Hybrid Funds

Scheme Name	3 Years				
	Std. Deviation	Sharpe Ratio	Beta	Treynor Ratio	Alpha
Aditya Birla Sun Life Equity Hybrid 95 Fund - Gr	18.06	0.09	1.04	0.46	-0.25
Axis Equity Hybrid Fund - Gr	16.88	0.09	0.97	0.43	-0.25
Bank of India Mid & Small Cap Equity & Debt Fund - Gr	20.02	0.26	1.03	1.45	0.77
Baroda BNP Paribas Aggressive Hybrid Fund - Gr	15.12	0.14	0.87	0.72	0.03
Canara Robeco Equity Hybrid Fund - Gr	14.64	0.16	0.85	0.79	0.08
DSP Equity & Bond Fund - Gr	17.37	0.11	1.00	0.57	-0.12
Edelweiss Aggressive Hybrid Fund - Regular Plan - Gr	16.41	0.15	0.96	0.77	0.07
Franklin India Equity Hybrid Fund - Gr	16.63	0.14	0.96	0.70	0.00
HDFC Hybrid Equity Fund - Gr	17.93	0.16	1.04	0.81	0.12
HSBC Equity Hybrid Fund - Gr	16.80	0.09	0.97	0.43	-0.26
ICICI Prudential Equity & Debt Fund - Regular Gr	18.98	0.21	1.03	1.11	0.43
IDBI Hybrid Equity Fund - Gr	14.54	0.12	0.84	0.60	-0.08
IDFC Hybrid Equity Fund - Regular Plan - Gr	17.74	0.13	1.03	0.67	-0.02
Indiabulls Equity Hybrid Fund - Gr	16.72	0.10	0.96	0.50	-0.19
Invesco India Equity And Bond Fund - Gr	15.79	0.07	0.91	0.37	-0.29
JM Equity Hybrid Fund - Gr	21.01	0.20	1.10	1.09	0.43
Kotak Equity Hybrid Fund - Gr	17.97	0.17	1.04	0.82	0.14
LIC MF Equity Hybrid Fund - Gr	16.31	0.19	0.95	0.94	0.23
Mahindra Manulife Hybrid Equity Nivesh Yojana - Gr	16.24	0.13	0.95	0.63	-0.06
Mirae Asset Hybrid - Equity Fund - Gr	15.23	0.09	0.87	0.45	-0.21
Motilal Oswal Equity Hybrid Fund - Gr	16.61	0.08	0.96	0.37	-0.31
Navi Equity Hybrid Fund - Gr	22.37	0.06	1.27	0.33	-0.46
Nippon India Equity Hybrid Fund - Gr	16.99	0.07	0.98	0.36	-0.32
PGIM India Hybrid Equity Fund - Gr	17.97	0.36	0.94	1.98	1.20
Quant Absolute Fund - Gr	15.79	0.12	0.92	0.62	-0.07
SBI Equity Hybrid Fund - Gr	15.09	0.08	0.87	0.39	-0.27
Shriram Hybrid Equity Fund - Regular Gr	15.62	0.16	0.91	0.78	0.08
Sundaram Aggressive Hybrid Fund - Gr	16.63	0.14	0.96	0.71	0.02
Tata Hybrid Equity Fund - Regular Plan - Gr	17.91	0.16	1.04	0.82	0.13
UTI Hybrid Equity Fund - Gr	16.50	0.14	0.97	0.70	0.00
Average of Agg. Hybrid Funds	17.06	0.14	0.97	0.71	0.02

- The above data have been calculated using monthly rolling returns for 36 months period.
- Risk free return considered as 6.37%.
- Standard Deviation is calculated on an annualised basis.

Sip-Top Up Read Reckoner

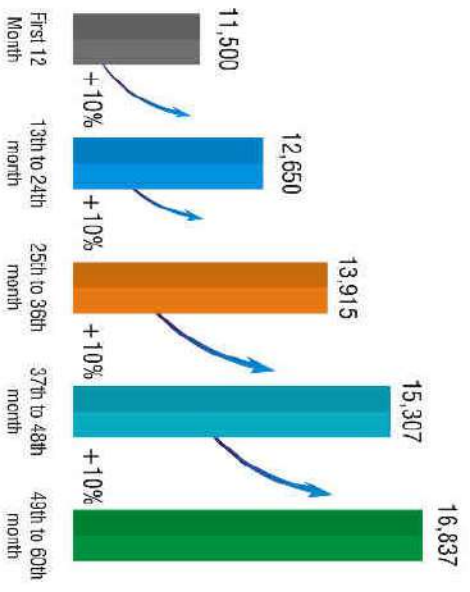
SIP With 10% annual Top up*

ASSUMED RATE OF RETURN	7%		11%		15%		7%		11%		15%		7%		11%		15%												
	5 Years						10 Years						15 Years						20 Years						25 Years				
TENURE	TARGET AMOUNT TO BE ACHIEVED																												
10 Lacs	11,500*	10,400	9,400	3,800	3,100	2,500	1,700	1,200	900	800	600	400	400	400	300	200													
25 Lacs	28,800	26,100	23,500	9,500	7,800	6,300	4,200	3,100	2,300	2,100	1,400	900	1,100	700	400														
50 Lacs	57,600	52,100	47,000	19,000	15,600	12,600	8,400	6,200	4,500	4,100	2,800	1,800	2,200	1,300	800														
1 Crore	115,300	104,200	93,900	38,100	31,200	25,300	16,700	12,500	9,000	8,300	5,600	3,600	4,400	2,700	1,500														
2 Crore	230,300	208,400	187,900	76,100	62,400	50,500	33,500	24,900	18,000	16,500	11,200	7,200	8,700	5,300	3,000														
5 Crore	576,300	521,000	469,700	190,300	156,000	126,300	83,700	62,300	45,000	41,300	27,900	18,000	21,800	13,400	7,600														
10 Crore	1,152,500	1,042,100	939,400	380,600	312,000	252,700	167,400	124,500	90,100	82,700	55,900	35,900	43,500	26,700	15,200														

Monthly SIP amount (rounded off to the nearest 100s) based on assumed rate of return on investment and corresponding tenure in years

*Illustration
Initial Installment Of Rs. 11,500 Will increase over the tenure (Say 5 years) @10%p.a. as illustrated alongside

SIP- SYSTEMATIC INVESTMENT PLAN
Mutual Fund Investment Are Subject to Market Risks,
Read All Scheme Related Documents Carefully.



Ashok Metal Industries Tagore Road, Rajkot-360002. (Guj.) INDIA. Ph : 0281-2462424 Fax : 91-281-2461888
Cell : 98240 46666 | E-mail : ram@ashokindia.com | Visit us at : www.vikalpainvest.com | www.simplyinvest.in