



**Ramkumar H. Barchha**

AFP. B. Com, P.G.D.B.M.,  
I.C.W.A.I. (Int.), B.E.C. (Level-3)  
Certified Financial & Insurance Professional



Name : \_\_\_\_\_

Contacts : \_\_\_\_\_

Vikalpa FINVEST



# Index

Equity Market .....	1
Debt Market .....	3
Forex .....	3
Fundz This Quarter .....	4
MF Industry AUM .....	5
Funds Snapshot .....	6
Terminology & Definitions .....	23
Performance Scorecard .....	25
Risk Ratios - Equity .....	44



## June 2022 - Global Indices

Indices	Close	Return(%) USD						
		1 month	3 months	1 year	3 years	5 years	10 years	
Developed	All Ordinaries (Australia)	6,746	-11.95	-16.84	-16.3	-4.16	-0.88	1.52
	Dow Jones Ind Avg (USA)	30,775	-9.03	-16	-16.06	0.37	3.34	5.47
	FTSE 100 (UK)	7,169	-7.39	-9.04	-4.13	-5.5	-4.33	-0.86
	Hang Seng (Hong Kong)	21,860	1.6	-5.46	-28.64	-12.52	-7.05	-2.19
	Nasdaq (USA)	11,029	-10.74	-26.58	-28.44	6.38	7.99	10.36
	Nikkei 225 (Japan)	26,393	-5.33	-9.46	-13.73	2.73	1.5	7.65
Emerging	S&P BSE SENSEX	53,019	-4.58	-9.48	1.02	10.41	11.39	11.77
	Bovespa (Brazil)	98,542	-12.87	-21.21	-26.87	-5.16	5.08	2.6
	Jakarta Composite (Indonesia)	6,912	-3.58	-5.78	8.67	-1.69	-1.69	2.22
	KLSE Composite (Malaysia)	1,444	-8.11	-12.29	-11.32	-8.95	-7.71	-4.31
	PSE Composite (Phillippines)	6,155	-11.42	-17.42	-16.07	-12.39	-8.49	-1.77
	RTS Index (Russia)	1,345	8.62	36.24	-23.46	-5.22	1.86	-3.37
	Seoul Composite (S. Korea)	2,333	-14.22	-18.34	-33.41	-1.46	-4.43	-1.08
	SET (Thailand)	1,568	-6.89	-11.21	-7.05	-7.47	-4.03	-0.47
	Shanghai Composite (China)	3,399	5.96	0.04	-10.94	-0.09	-2.74	0.85
	Straits Times (Singapore)	3,102	-5.97	-13.36	-6.74	-6.54	-4.7	-2.6
	Taiwan Weighted (Taiwan)	14,826	-12.37	-19.65	-21.42	6.49	3.12	3.78

All figures are as of 30th June, 2022

## HIGHLIGHTS

- Globally, the US Federal Reserve made headlines by delivering a steep 75 bps hike to the Federal Funds rate, in a bid to control rising inflation levels. This dragged down the US equity markets on fear of a looming recession. The latest PMI data suggested weakening in economic activity in the US and the Eurozone. China eased lockdowns; The Japanese Yen continued to weaken against the dollar; Europe gas prices continued to soar as Russia announced supply restrictions.
- The Indian equity markets continued to be under pressure on the back of a major sell-off in global equities, rise in crude oil prices, rate hikes by central banks. The market indices S&P BSE Sensex and NSE Nifty50 closed -5% below their May-end prices. Mid and small-cap indices also took a hit, the NSE Mid-cap 100 fell 6.5% and the NSE Small-cap 100 fell 8.3%.
- Among sectors, the S&P BSE Auto continued to deliver positive returns, rising 1.2% in June-22. Amongst sectoral indices, S&P BSE Metals remained the most impacted in June as well, declining 14.1%. Other sectors like Consumer Durables, Real Estate, IT, Banks were also impacted.

(Source: BSE, NSE, Kotak Research, AMC Factsheets)

## Equity Market Indicators

## June 2022 - Key Indices (Total Return Index)

Indices	Close	Return(%) INR					
		1 month	3 months	1 year	3 years	5 years	10 years
S&P BSE SENSEX TRI	79,749	-4.47	-8.91	2.22	11.72	12.72	13.26
NIFTY 50 TRI	22,829	-4.71	-9.11	1.66	11.58	12.04	12.95
S&P BSE 100 TRI	19,847	-5.05	-9.13	1.40	11.84	11.65	13.28
S&P BSE 200 TRI	8,430	-4.93	-9.15	1.19	12.87	11.84	13.82
NIFTY 500 TRI	20,667	-5.05	-9.71	0.56	12.80	11.24	13.67
NIFTY MIDCAP 150 TRI	12,494	-5.24	-9.61	-0.38	17.69	12.00	17.56
S&P BSE SMALL CAP TRI	30,066	-5.90	-12.01	-0.97	21.51	10.98	15.47
NIFTY NEXT 50 TRI	51,121	-6.22	-11.01	-4.06	11.25	7.95	15.10

## June 2022 - Sectoral Indices

Indices	Close	Return(%) INR					
		1 month	3 months	1 year	3 years	5 years	10 years
S&P BSE Auto	26,768	1.19	11.30	12.61	14.35	2.72	10.96
S&P BSE Bankex	38,476	-5.94	-7.85	-2.22	3.23	7.92	12.44
S&P BSE FMCG	13,766	-2.83	3.23	1.84	6.61	5.71	10.68
S&P BSE Healthcare	21,606	-3.83	-11.10	-15.57	18.79	8.77	12.12
S&P BSE Metal	15,552	-14.08	-30.47	-16.68	11.87	6.46	3.73
S&P BSE Oil & Gas	18,022	-3.14	-3.84	11.41	6.78	6.42	8.36
S&P BSE Realty	3,068	-6.41	-16.66	11.95	11.70	8.47	6.29
S&P BSE TECK	12,964	-4.88	-20.21	-2.01	19.10	18.60	8.44
NIFTY INDIA CONSUMPTION	6,693	-3.26	-2.00	5.73	12.07	9.01	13.16
NIFTY INFRASTRUCTURE	4,620	-5.28	-7.95	6.47	11.10	7.61	6.70
NIFTY MEDIA	1,898	-7.56	-20.26	5.57	-2.38	-8.64	4.12
NIFTY DIVIDEND OPPT 50	3,340	-5.65	-9.88	-0.18	7.76	7.17	8.00

## Institutional Activity (Net Investment) ₹ Cr.

	June-2022			01-Jan-22 To 30-Jun-22		
	Debt	Equity & Hybrid	Total	Debt	Equity & Hybrid	Total
FII / FPI	-1,327	-50,095	-51,422	-11,787	-215,504	-227,290
Mutual Funds	-8,681	22,051	13,369	-15,246	151,698	136,452

\* Source: SEBI

## HIGHLIGHTS

- US Treasury prices declined in June, with the yield on the 10-year bond settling at 2.97% on June 30, 2022, compared to 2.84% on May 31, 2022. Prices fell due to fear of aggressive interest rate hikes by US Fed amid rising inflation. Bond prices were also dented after the US consumer price index rose by 8.6% on year in May 2022, its highest year-on-year increase since 1981.
- G-Sec yields surged as the Reserve Bank of India (RBI) hiked repo rate by 50 bps (to 4.9%) in the June MPC meet. The benchmark 10-year G-Sec yield crossed 7.60% on June 16, 2022, 20 bps higher compared to 7.4% on May 30, 2022. Yields, however, cooled down to 7.45% by June-end on a lower inflation print and helpful global cues.

(Source: Crisil Research, AMC Factsheets)

## Debt Market Indicators

Benchmarks	As on 30-Jun-22	As on 31-May-22	As on 31-Mar-22	Change (Month)	Change (Quarter)
364 Day Tbill	6.24%	5.94%	4.45%	0.30%	1.79%
91 Day Tbill	5.11%	4.94%	3.77%	0.17%	1.34%
10-year Benchmark (06.54 GS 2032)	7.45%	7.42%	6.84%	0.03%	0.61%
3 Months Certificate Of Deposit (CD)	5.40%	5.10%	3.89%	0.30%	1.51%
Call Rate	4.90%	3.50%	3.05%	1.40%	1.85%
MIBOR	4.95%	4.27%	3.50%	0.68%	1.45%
Bank Rate	5.15%	4.65%	4.25%	0.50%	0.90%
RBI LAF-Repo rate	4.90%	4.40%	4.00%	0.50%	0.90%
RBI LAF-Reverse Repo rate	3.35%	3.35%	3.35%	0.00%	0.00%
CRR	4.50%	4.50%	4.00%	0.00%	0.50%
Foreign Exchange Reserve(\$ bn)	590.59	601.40	619.68	-10.81	-29.09
Brent Crude Oil (\$/bbl)	109.03	115.60	107.68	-6.57	1.35
Gold (\$/oz)	1817.00	1838.70	1942.15	-21.70	-125.15
US 10-yr Gilt	2.97%	2.84%	2.33%	0.13%	0.64%

Source: RBI, Reuters, Bloomberg

## Forex

## HIGHLIGHTS

- The Indian Rupee settled at 78.97 against the dollar on June 30, down 1.7% from ₹77.63 on May 31.
- India's Foreign exchange reserves stood at USD 590.5 billion as on 1 July compared to USD 601.4 billion as on 27 May.

## FOREX

	30-Jun-22	31-May-22	31-Mar-22	30-Jun-21	% Change (Month)	% Change (Quarter)	% Change (Year)
1 US\$	78.97	77.63	75.76	74.33	-1.70%	-4.06%	-5.88%
1 Euro	82.58	83.41	84.66	88.50	1.01%	2.52%	7.17%
100 Yen	57.96	60.73	62.23	67.28	4.78%	7.37%	16.08%
1 Pound	95.96	97.87	99.55	102.95	1.99%	3.74%	7.28%

\* Source: RBI

## Average Assets Under Management (AUM) for the quarter Apr - Jun 2022 (Rs in crores)

Rank	Mutual Fund Name	Average AUM	Equity	Debt & Other	Equity(%)	Debt & Other(%)
1	SBI Mutual Fund	648,641	392,204	256,437	60	40
2	ICICI Prudential Mutual Fund	484,873	220,427	264,446	45	55
3	HDFC Mutual Fund	418,852	185,992	232,861	44	56
4	Kotak Mahindra Mutual Fund	283,897	124,599	159,298	44	56
5	Aditya Birla Sun Life Mutual Fund	282,183	109,331	172,852	39	61
6	Nippon India Mutual Fund	281,440	148,536	132,904	53	47
7	Axis Mutual Fund	246,127	136,620	109,507	56	44
8	UTI Mutual Fund	224,279	147,401	76,878	66	34
9	IDFC Mutual Fund	117,110	24,901	92,210	21	79
10	DSP Mutual Fund	106,682	63,054	43,628	59	41
11	Mirae Asset Mutual Fund	102,384	90,852	11,532	89	11
12	Edelweiss Mutual Fund	93,688	15,996	77,692	17	83
13	Tata Mutual Fund	88,392	45,570	42,822	52	48
14	L&T Mutual Fund	71,571	37,510	34,060	52	48
15	Franklin Templeton Mutual Fund	60,017	46,394	13,622	77	23
16	Canara Robeco Mutual Fund	49,253	39,698	9,556	81	19
17	Invesco Mutual Fund	40,218	24,947	15,271	62	38
18	Sundaram Mutual Fund	39,954	30,019	9,935	75	25
19	Motilal Oswal Mutual Fund	32,303	27,087	5,216	84	16
20	PPFAS Mutual Fund	24,790	21,163	3,626	85	15
21	Baroda BNP Paribas Mutual Fund	21,896	10,800	11,096	49	51
22	LIC Mutual Fund	17,344	6,416	10,928	37	63
23	PGIM India Mutual Fund	17,206	12,549	4,657	73	27
24	HSBC Mutual Fund	13,532	3,859	9,673	29	71
25	Mahindra Manulife Mutual Fund	9,223	6,084	3,139	66	34
26	Quant Mutual Fund	8,788	7,890	898	90	10
27	Union Mutual Fund	8,123	5,074	3,048	62	38
28	NJ Mutual Fund	4,979	3,396	1,583	68	32
29	IIFL Mutual Fund	4,538	2,642	1,895	58	42
30	IDBI Mutual Fund	3,903	2,596	1,307	67	33
31	JM Financial Mutual Fund	3,057	539	2,518	18	82
32	Bank of India Mutual Fund	2,948	1,976	972	67	33
33	ITI Mutual Fund	2,706	2,215	490	82	18
34	Quantum Mutual Fund	1,954	967	987	49	51
35	IL&FS Mutual Fund (IDF)	1,394	0	1,394	0	100
36	Navi Mutual Fund	1,353	908	445	67	33
37	Trust Mutual Fund	1,034	0	1,034	0	100
38	IIFCL Mutual Fund (IDF)	625	0	625	0	100
39	Samco Mutual Fund	590	550	40	93	7
40	Indiabulls Mutual Fund	524	176	348	34	66
41	Taurus Mutual Fund	498	485	13	97	3
42	Shriram Mutual Fund	208	175	33	84	16
43	WhiteOak Capital Mutual Fund	127	0	127	0	100
	<b>Total of above Mutual Funds</b>	<b>3,823,199</b>	<b>2,001,598</b>	<b>1,821,601</b>	<b>52</b>	<b>48</b>

Highlighted are the top 10 AMCs on the basis of their average AUM.

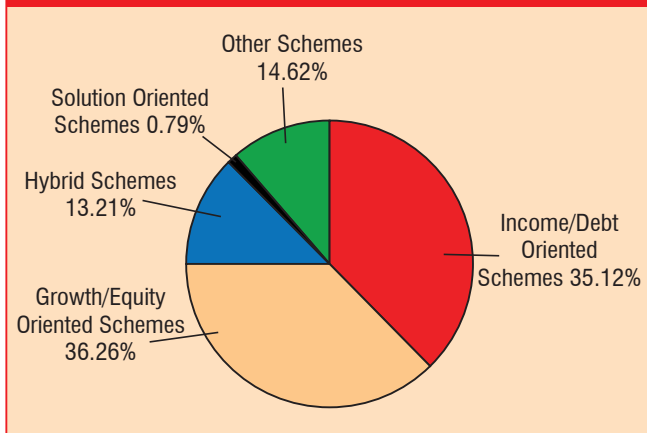
## MF Industry AUM Comparison

Mutual Fund Name	Avg. AUM Apr-Jun 2022	Avg. AUM Jan-Mar 2022	Absolute change over a quarter	% Change over a quarter	Avg. AUM Apr-Jun 2021	Absolute change over a year	% Change over a year
Aditya Birla Sun Life Mutual Fund	282,183	296,390	-14,206	-4.79	275,904	6,279	2.28
Axis Mutual Fund	246,127	260,335	-14,209	-5.46	208,505	37,622	18.04
Bank of India Mutual Fund	2,948	2,750	198	7.20	2,211	737	33.35
Baroda BNP Paribas Mutual Fund	21,896	21,393	503	2.35	18,767	3,129	16.67
Canara Robeco Mutual Fund	49,253	47,956	1,298	2.71	32,541	16,713	51.36
DSP Mutual Fund	106,682	107,911	-1,229	-1.14	104,026	2,656	2.55
Edelweiss Mutual Fund	93,688	88,713	4,975	5.61	61,256	32,431	52.94
Franklin Templeton Mutual Fund	60,017	64,123	-4,107	-6.40	61,636	-1,620	-2.63
HDFC Mutual Fund	418,852	435,537	-16,685	-3.83	418,947	-95	-0.02
HSBC Mutual Fund	13,532	12,789	742	5.80	10,815	2,716	25.11
ICICI Prudential Mutual Fund	484,873	486,424	-1,552	-0.32	429,229	55,644	12.96
IDBI Mutual Fund	3,903	4,161	-258	-6.21	4,295	-392	-9.14
IDFC Mutual Fund	117,110	121,230	-4,119	-3.40	126,268	-9,157	-7.25
IIFCL Mutual Fund (IDF)	625	625	0	0.06	596	29	4.83

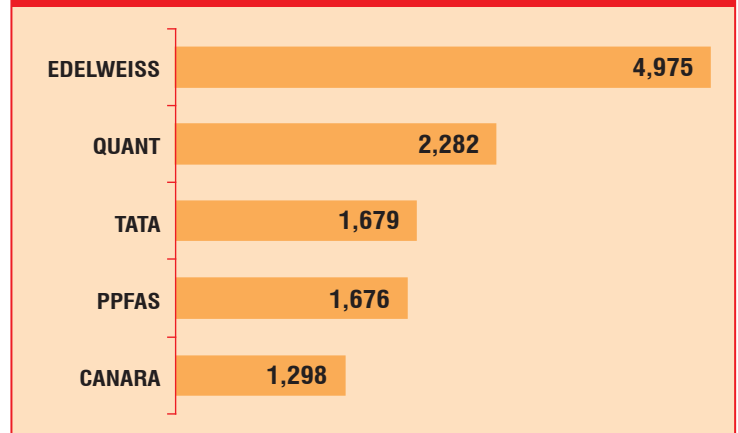
## MF Industry AUM Comparison

Mutual Fund Name	Avg. AUM Apr-Jun 2022	Avg. AUM Jan-Mar 2022	Absolute change over a quarter	% Change over a quarter	Avg. AUM Apr-Jun 2021	Absolute change over a year	% Change over a year
IIFL Mutual Fund	4,538	4,264	273	6.41	2,591	1,947	75.13
IL&FS Mutual Fund (IDF)	1,394	1,338	56	4.20	1,686	-291	-17.28
Indiabulls Mutual Fund	524	544	-20	-3.70	632	-108	-17.06
Invesco Mutual Fund	40,218	43,916	-3,698	-8.42	39,016	1,201	3.08
ITI Mutual Fund	2,706	2,718	-13	-0.46	1,562	1,143	73.18
JM Financial Mutual Fund	3,057	2,318	739	31.87	2,135	922	43.19
Kotak Mahindra Mutual Fund	283,897	286,414	-2,517	-0.88	247,750	36,147	14.59
L&T Mutual Fund	71,571	75,592	-4,021	-5.32	75,531	-3,960	-5.24
LIC Mutual Fund	17,344	17,817	-473	-2.66	17,642	-298	-1.69
Mahindra Manulife Mutual Fund	9,223	8,805	418	4.75	5,664	3,559	62.84
Mirae Asset Mutual Fund	102,384	102,757	-373	-0.36	78,139	24,245	31.03
Motilal Oswal Mutual Fund	32,303	34,948	-2,645	-7.57	29,428	2,875	9.77
Navi Mutual Fund	1,353	1,039	313	30.16	728	624	85.73
Nippon India Mutual Fund	281,440	285,196	-3,757	-1.32	242,102	39,338	16.25
NJ Mutual Fund	4,979	5,247	-268	-5.11	NA	NA	NA
PGIM India Mutual Fund	17,206	16,492	714	4.33	8,110	9,096	112.15
PPFAS Mutual Fund	24,790	23,114	1,676	7.25	11,343	13,447	118.55
Quant Mutual Fund	8,788	6,506	2,282	35.08	1,642	7,146	435.16
Quantum Mutual Fund	1,954	1,978	-25	-1.25	1,945	9	0.44
Samco Mutual Fund	590	367	224	61.04	NA	NA	NA
SBI Mutual Fund	648,641	648,199	442	0.07	524,316	124,324	23.71
Shriram Mutual Fund	208	220	-12	-5.43	208	1	0.32
Sundaram Mutual Fund	39,954	43,107	-3,153	-7.31	40,189	-235	-0.58
Tata Mutual Fund	88,392	86,713	1,679	1.94	66,999	21,393	31.93
Taurus Mutual Fund	498	511	-13	-2.49	496	2	0.47
Trust Mutual Fund	1,034	1,218	-184	-15.08	858	176	20.49
Union Mutual Fund	8,123	8,147	-25	-0.30	5,916	2,206	37.29
UTI Mutual Fund	224,279	223,842	438	0.20	187,210	37,069	19.80
WhiteOak Capital Mutual Fund	127	105	22	21.09	81	45	55.44
<b>Total</b>	<b>3,823,199</b>	<b>3,883,769</b>	<b>-60,569</b>	<b>-1.56</b>	<b>3,348,915</b>	<b>474,284</b>	<b>14.16</b>

### Categorywise AUM as on 30th Jun 2022



### Top 5 AMCs Based on Abs. AAUM Growth (₹Cr) For Quarter Apr-Jun 2022



MF Category	Sales	Jun - 2022		Net AUM 30-Jun-22
		Redemptions	Net Sales	
Income/Debt Oriented Schemes	867,359	963,660	-96,301	1,251,614
Growth/Equity Oriented Schemes	27,537	12,057	15,480	1,292,390
Hybrid Schemes	13,045	15,324	-2,279	470,754
Solution Oriented Schemes	257	119	137	28,227
Other Schemes	17,484	4,375	13,110	521,106
<b>Total</b>	<b>925,682</b>	<b>995,535</b>	<b>-69,853</b>	<b>3,564,090</b>

₹ in Crore

\* Source: AMFI



Large Cap Fund

# Total Return Index, ^ Expense Ratios as on 30th Jun 2022, \*\* Holdings data as on 30th Jun 2022\*

Scheme Name	Date of Inception	Benchmark #	^ Expense Ratio %	As on 30th Jun 2022		% Change over a quarter		% Exposure in Holdings*		
				Corpus in crs	NAV (Rs)	Corpus	NAV	Top Holding	Total of Top 5	Total of Top 10
Aditya Birla Sun Life Frontline Equity Fund	Aug 02	NIFTY 100 - TRI	1.76	19,782	306.59	-8.72%	-9.13%	ICICI Bank Ltd.(8.98)	33.05	48.73
Axis Bluechip Fund	Jan 10	S&P BSE 100 - TRI	1.74	32,322	39.04	-9.47%	-12.82%	ICICI Bank Ltd.(9.36)	44.96	66.96
Bank of India Bluechip Fund	Jun 21	NIFTY 100 - TRI	2.52	120	9.30	-9.60%	-12.18%	Reliance Industries Ltd.(8.08)	26.78	41.57
Baroda BNP Paribas Large Cap Fund	Sep 04	NIFTY 100 - TRI	2.27	1,205	127.19	-7.72%	-8.15%	ICICI Bank Ltd.(9.51)	35.79	56.25
Canara Robeco Bluechip Equity Fund	Aug 10	S&P BSE 100 - TRI	1.87	6,824	36.97	2.66%	-9.16%	Reliance Industries Ltd.(9.01)	32.86	50.84
DSP Top 100 Equity Fund	Mar 03	S&P BSE 100 - TRI	2.10	2,415	255.55	-8.92%	-8.51%	ICICI Bank Ltd.(10.12)	36.91	57.09
Edelweiss Large Cap Fund	May 09	NIFTY 100 - TRI	2.58	310	48.83	-5.03%	-9.32%	Reliance Industries Ltd.(8.19)	29.02	41.66
Franklin India Bluechip Fund	Dec 93	NIFTY 100 - TRI	1.92	5,927	629.18	-9.08%	-7.98%	ICICI Bank Ltd.(9.07)	36.34	57.24
HDFC Top 100 Fund	Oct 96	NIFTY 100 - TRI	1.79	19,910	649.75	-5.98%	-6.37%	Reliance Industries Ltd.(9.26)	34.95	55.86
HSBC Large Cap Equity Fund	Dec 02	NIFTY 100 - TRI	2.43	689	280.19	-10.04%	-10.4%	ICICI Bank Ltd.(9.49)	40.78	63.29
ICICI Prudential Bluechip Fund	May 08	NIFTY 100 - TRI	1.70	29,981	60.46	-5.39%	-7.81%	ICICI Bank Ltd.(9.94)	36.97	58.38
IDBI India Top 100 Equity Fund	Apr 12	NIFTY 100 - TRI	2.56	544	35.19	-7.28%	-10.34%	HDFC Bank Ltd.(7.62)	32.23	46.82
IDFC Large Cap Fund	Jun 06	S&P BSE 100 - TRI	2.40	963	44.01	-5.20%	-10.59%	HDFC Bank Ltd.(8.94)	33.67	52.95
Indiabulls Blue Chip Fund	Feb 12	NIFTY 100 - TRI	2.43	88	25.94	-10.00%	-8.18%	ICICI Bank Ltd.(10.34)	39.91	60.02
Invesco India Largecap Fund	Aug 09	NIFTY 100 - TRI	2.39	616	39.00	2.39%	-11.16%	Reliance Industries Ltd.(8.92)	42.12	63.19
ITI Large Cap Fund	Dec 20	NIFTY 100 - TRI	2.57	182	10.55	-7.21%	-9.89%	Reliance Industries Ltd.(8.48)	34.75	59.40
JM Large Cap Fund	Apr 95	S&P BSE 100 - TRI	2.51	46	88.72	-9.33%	-9.73%	Larsen & Toubro Ltd.(6.42)	33.80	55.66
Kotak Bluechip Fund	Dec 98	NIFTY 100 - TRI	2.00	4,217	336.64	2.06%	-8.68%	Reliance Industries Ltd.(8)	33.96	50.14
L&T India Large Cap Fund	Oct 07	S&P BSE 100 - TRI	2.54	654	35.88	-9.87%	-10.80%	Reliance Industries Ltd.(9.16)	34.67	51.08
LIC MF Large Cap Fund	Sep 99	NIFTY 100 - TRI	2.69	613	35.74	-9.08%	-11.65%	ICICI Bank Ltd.(7.88)	36.07	55.22
Mahindra Manulife Large Cap Pragati Yojana	Mar 19	NIFTY 100 - TRI	2.68	159	14.14	9.26%	-8.68%	ICICI Bank Ltd.(8.78)	40.32	62.91
Mirae Asset Large Cap Fund	Apr 08	NIFTY 100 - TRI	1.59	30,299	70.99	-5.10%	-8.30%	HDFC Bank Ltd.(9.53)	38.79	55.01
Navi Large Cap Equity Fund	Sep 11	NIFTY 50 - TRI	2.51	91	30.11	-11.56%	-9.32%	ICICI Bank Ltd.(9.65)	37.40	53.91
Nippon India Large Cap Fund	Aug 07	S&P BSE 100 - TRI	1.87	10,585	46.76	-5.53%	-7.75%	HDFC Bank Ltd.(6.88)	33.78	55.65
PGIM India Large Cap Fund	Jan 03	NIFTY 100 - TRI	2.53	348	217.09	-2.82%	-7.40%	ICICI Bank Ltd.(9.75)	36.42	59.06
SBI Blue Chip Fund	Feb 06	S&P BSE 100 - TRI	1.63	29,983	55.51	-6.11%	-7.70%	HDFC Bank Ltd.(7.98)	30.84	47.41
Sundaram Large Cap Fund	Oct 20	NIFTY 100 - TRI	1.97	2,833	13.36	-8.94%	-9.00%	ICICI Bank Ltd.(9.29)	32.58	51.38
Tata Large Cap Fund	May 98	NIFTY 100 - TRI	2.54	1,132	296.98	-3.72%	-9.84%	ICICI Bank Ltd.(8.37)	37.90	56.33
Taurus Largecap Equity Fund	Aug 95	S&P BSE 100 - TRI	2.61	29	90.14	-12.05%	-12.38%	Mahindra & Mahindra Ltd.(7.13)	30.96	49.26
Union Largecap Fund	May 17	S&P BSE 100 - TRI	2.58	213	14.70	-2.61%	-9.43%	HDFC Bank Ltd.(8.94)	29.72	47.91
UTI Master Share	Aug 05	S&P BSE 100 - TRI	2.04	9,238	172.96	-6.25%	-10.70%	ICICI Bank Ltd.(9.09)	33.19	47.58
<b>Average</b>			<b>2.24</b>			<b>-6.01%</b>			<b>35.21</b>	<b>54.15</b>

Large & Mid Cap Fund

Scheme Name	Date of Inception	Benchmark #	^ Expense Ratio %	As on 30th Jun 2022		% Change over a quarter		% Exposure in Holdings*		
				Corpus in crs	NAV (Rs)	Corpus	NAV	Top Holding	Total of Top 5	Total of Top 10
Aditya Birla Sun Life Equity Advantage Fund	Apr 01	S&P BSE 250 LargeMidCap Index - TRI	1.99	4,930	540.32	-15.89%	-16.11%	Reliance Industries Ltd.(9.09)	25.41	42.34
Axis Growth Opportunities Fund	Oct 18	Nifty LargeMidcap 250 Index - TRI	2.00	7,071	17.78	-2.47%	-13.73%	Bajaj Finance Ltd.(8.22)	34.44	52.11
Bank of India Large & Mid Cap Equity Fund	Oct 08	S&P BSE 250 LargeMidCap Index - TRI	2.56	182	48.54	-10.10%	-9.79%	State Bank of India(6.66)	21.90	37.67
Baroda BNP Paribas Large & Mid Cap Fund	Sep 20	S&P BSE 250 LargeMidCap Index - TRI	2.61	711	14.35	14.16%	-13.12%	ICICI Bank Ltd.(6.22)	26.73	39.75
Canara Robeco Emerging Equities Fund	Mar 05	Nifty LargeMidcap 250 Index - TRI	1.84	12,769	144.09	-1.74%	-8.99%	ICICI Bank Ltd.(6.08)	21.99	34.76
DSP Equity Opportunities Fund	May 00	Nifty LargeMidcap 250 Index - TRI	1.90	6,170	314.59	-5.27%	-7.89%	ICICI Bank Ltd.(8.71)	26.68	40.86
Edelweiss Large & Mid Cap Fund	Jun 07	Nifty LargeMidcap 250 Index - TRI	2.27	1,270	46.72	-0.05%	-10.14%	ICICI Bank Ltd.(7.83)	21.75	35.08
Franklin India Equity Advantage Fund	Mar 05	Nifty LargeMidcap 250 Index - TRI	2.10	2,495	109.69	-8.60%	-8.14%	HDFC Bank Ltd.(5.81)	34.83	49.58
HDFC Large and Mid Cap Fund	Mar 94	Nifty LargeMidcap 250 Index - TRI	2.02	5,817	171.12	0.34%	-7.64%	Reliance Industries Ltd.(4.74)	23.91	38.06
HSBC Large and Mid Cap Equity Fund	Mar 19	Nifty LargeMidcap 250 Index - TRI	2.45	453	13.89	-10.49%	-11.81%	ICICI Bank Ltd.(7.03)	27.54	40.24
ICICI Prudential Large & Mid Cap Fund	Jul 98	Nifty LargeMidcap 250 Index - TRI	1.99	4,973	504.17	15.07%	-5.38%	HDFC Bank Ltd.(7.51)	30.63	45.56
IDFC Core Equity Fund	Aug 05	Nifty LargeMidcap 250 Index - TRI	2.08	2,165	62.22	-10.60%	-9.01%	ICICI Bank Ltd.(6.77)	26.70	39.51
Invesco India Growth Opportunities Fund	Aug 07	Nifty LargeMidcap 250 Index - TRI	1.93	3,503	45.88	-11.66%	-9.93%	Reliance Industries Ltd.(7.01)	26.07	40.21
Kotak Equity Opportunities Fund	Sep 04	Nifty LargeMidcap 250 Index - TRI	1.83	9,223	178.67	-2.46%	-8.90%	ICICI Bank Ltd.(5.33)	23.67	38.54
L&T Large and Midcap Fund	May 06	Nifty LargeMidcap 250 Index - TRI	2.26	1,350	61.19	-11.57%	-12.87%	ICICI Bank Ltd.(6.37)	22.49	37.22
LIC MF Large & Mid Cap Fund	Feb 15	Nifty LargeMidcap 250 Index - TRI	2.36	1,638	21.84	-2.39%	-9.98%	ICICI Bank Ltd.(5.56)	23.20	34.79
Mahindra Manulife Top 250 Nivesh Yojana	Dec 19	Nifty LargeMidcap 250 Index - TRI	2.47	791	15.20	13.23%	-11.03%	Infosys Ltd.(5.89)	22.73	36.01
Mirae Asset Emerging Bluechip Fund	Jul 10	Nifty LargeMidcap 250 Index - TRI	1.69	20,664	86.61	-5.78%	-8.92%	HDFC Bank Ltd.(5.45)	24.65	38.26
Motilal Oswal Large and Midcap Fund	Oct 19	Nifty LargeMidcap 250 Index - TRI	2.46	1,118	14.07	-4.28%	-10.42%	ICICI Bank Ltd.(9.96)	26.66	46.71
Navi Large & Midcap Fund	Dec 15	S&P BSE 250 LargeMidCap Index - TRI	2.51	133	21.78	-8.40%	-10.13%	Reliance Industries Ltd.(7.51)	20.06	34.14
Nippon India Vision Fund	Oct 95	Nifty LargeMidcap 250 Index - TRI	2.10	2,857	737.89	-9.48%	-9.86%	HDFC Bank Ltd.(5.21)	19.27	31.16
Quant Large & Mid Cap Fund	Dec 06	Nifty LargeMidcap 250 Index - TRI	2.31	155	62.07	96.54%	-10.93%	Ashok Leyland Ltd.(6.04)	37.05	67.59
SBI Large & Midcap Fund	May 05	Nifty LargeMidcap 250 Index - TRI	1.88	6,394	334.19	0.15%	-8.69%	ICICI Bank Ltd.(5.97)	21.43	33.56
Sundaram Large & Midcap Fund	Feb 07	Nifty LargeMidcap 250 Index - TRI	1.95	4,532	48.13	-9.67%	-11.63%	ICICI Bank Ltd.(7.01)	21.78	37.10
Tata Large & Mid Cap Fund	Feb 93	Nifty LargeMidcap 250 Index - TRI	2.10	2,846	302.66	-1.80%	-5.19%	ICICI Bank Ltd.(7.7)	31.34	49.57
Union Large & Midcap Fund	Dec 19	S&P BSE 250 LargeMidCap Index - TRI	2.51	318	14.73	3.18%	-8.11%	ICICI Bank Ltd.(5.75)	18.54	30.31
UTI Core Equity Fund	May 09	Nifty LargeMidcap 250 Index - TRI	2.61	1,257	88.97	-2.05%	-7.40%	HDFC Bank Ltd.(5.69)	20.80	35.59
<b>Average</b>			<b>2.18</b>			<b>0.29%</b>			<b>25.27</b>	<b>40.23</b>

Flexi Cap Fund

Scheme Name	Date of Inception	Benchmark #	^ Expense Ratio %	As on 30th Jun 2022		% Change over a quarter		% Exposure in Holdings*		
				Corpus in crs	NAV (Rs)	Corpus	NAV	Top Holding	Total of Top 5	Total of Top 10
Aditya Birla SL Flexi Cap Fund	Aug 98	NIFTY 500 - TRI	1.83	14,349	995.96	-10.39%	-12.31%	ICICI Bank Ltd.(9.86)	34.94	49.45
Axis Flexi Cap Fund	Nov 17	NIFTY 500 - TRI	1.85	9,696	15.95	-10.62%	-13.88%	ICICI Bank Ltd.(9.05)	38.02	55.97
Bank of India Flexi Cap Fund	Jun 20	S&P BSE 500 - TRI	2.64	245	17.03	8.53%	-12.40%	ICICI Bank Ltd.(5.7)	18.73	30.11
Canara Rob Flexi Cap Fund	Sep 03	S&P BSE 500 - TRI	1.90	7,103	198.74	-2.12%	-10.42%	ICICI Bank Ltd.(7.46)	25.94	41.66
DSP Flexi Cap Fund	Jun 07	NIFTY 500 - TRI	1.90	6,824	55.71	-10.93%	-11.86%	ICICI Bank Ltd.(9.2)	26.77	41.26
Edelweiss Flexi Cap Fund	Feb 15	NIFTY 500 - TRI	2.30	885	20.41	-6.40%	-10.79%	ICICI Bank Ltd.(8.37)	28.90	42.81
Franklin India Flexi Cap Fund	Sep 94	NIFTY 500 - TRI	1.87	9,083	861.08	-10.19%	-9.33%	HDFC Bank Ltd.(7.87)	36.58	53.96
HDFC Flexi Cap Fund	Jan 95	NIFTY 500 - TRI	1.72	26,511	958.85	-3.58%	-5.19%	State Bank Of India(8.15)	34.77	53.03
HSBC Flexi Cap Fund	Feb 04	NIFTY 500 - TRI	2.51	368	113.68	-9.64%	-13.10%	ICICI Bank Ltd.(8.93)	36.36	51.18
ICICI Pru Multicap Fund	Jul 21	S&P BSE 500 - TRI	1.72	11,449	10.25	-3.41%	-3.57%	Mahindra & Mahindra Ltd.(8.21)	23.44	37.64
IDBI Flexi Cap Fund	Mar 14	NIFTY 500 - TRI	2.55	346	30.41	-11.05%	-11.83%	HDFC Bank Ltd.(7.13)	23.89	39.72
IDFC Flexi Cap Fund	Sep 05	S&P BSE 500 - TRI	1.95	5,146	119.73	-11.45%	-11.08%	ICICI Bank Ltd.(9.47)	30.83	45.20
Invesco India Flexi Cap Fund	Feb 22	S&P BSE 500 - TRI	2.37	789	9.17	-2.55%	-10.80%	ICICI Bank Ltd.(9.12)	30.85	45.56
JM Flexicap Fund	Sep 08	S&P BSE 500 - TRI	2.60	188	47.31	-3.23%	-8.02%	State Bank Of India(5.01)	26.03	44.92
Kotak Flexicap Fund	Sep 09	NIFTY 500 - TRI	1.61	33,341	47.10	-10.19%	-9.37%	ICICI Bank Ltd.(9.54)	32.58	53.50
L&T Flexicap Fund	May 05	S&P BSE 500 - TRI	2.10	2,562	107.65	-9.79%	-8.80%	Reliance Industries Ltd.(7.03)	26.99	44.87
LIC MF Flexi Cap Fund	Mar 98	NIFTY 500 - TRI	2.64	369	58.90	-8.31%	-9.11%	ICICI Bank Ltd.(9.31)	34.23	48.21
Mahindra Manulife Flexi Cap Yojana	Aug 21	NIFTY 500 - TRI	2.25	880	9.10	-5.80%	-10.28%	ICICI Bank Ltd.(9.29)	21.74	26.13
Motilal Oswal Flexi Cap Fund	Apr 14	NIFTY 500 - TRI	1.88	8,622	29.76	-11.03%	-7.75%	HDFC Bank Ltd.(7.53)	32.34	55.82
Navi Flexi Cap Fund	Jul 18	NIFTY 500 - TRI	2.59	180	14.14	-10.17%	-9.92%	Reliance Industries Ltd.(9.54)	24.72	39.65
Nippon India Flexi Cap Fund	Aug 21	NIFTY 500 - TRI	2.17	3,705	9.61	-3.00%	-9.23%	Reliance Industries Ltd.(5.53)	24.21	36.36
Parag Parikh Flexi Cap Fund	May 13	NIFTY 500 - TRI	1.94	22,324	43.99	2.55%	-11.08%	ITC Ltd.(9.18)	38.24	64.44
PGIM India Flexi Cap Fund	Mar 15	NIFTY 500 - TRI	1.98	4,241	22.60	3.88%	-12.10%	Reliance Industries Ltd.(8.13)	21.32	37.26
Quant Flexi Cap Fund	Sep 08	NIFTY 500 - TRI	2.33	409	52.10	106.43%	-10.68%	ITC Ltd.(7.68)	35.73	59.84
Samco Flexi Cap Fund	Feb 22	NIFTY 500 - TRI	2.45	559	8.30	-10.14%	-18.15%	TCS Ltd.(9.94)	38.06	61.58
SBI Flexicap Fund	Sep 05	S&P BSE 500 - TRI	1.72	14,491	68.48	-7.91%	-10.11%	ICICI Bank Ltd.(7.27)	26.60	40.67
Tata Flexi Cap Fund	Sep 18	NIFTY 500 - TRI	2.02	2,004	14.21	-6.07%	-8.48%	ICICI Bank Ltd.(8.62)	28.33	43.91
Taurus Flexi Cap Fund	Jan 94	S&P BSE 500 - TRI	2.64	222	131.58	-13.77%	-13.30%	Mahindra & Mahindra Ltd.(4.24)	28.08	44.77
Union Flexi Cap Fund	Jun 11	S&P BSE 500 - TRI	2.32	1,085	29.69	6.58%	-9.51%	ICICI Bank Ltd.(8.22)	27.73	43.63
UTI Flexi Cap Fund	Aug 05	NIFTY 500 - TRI	1.81	22,657	212.90	-9.01%	-13.09%	Bajaj Finance Ltd.(5.08)	25.42	41.96
<b>Average</b>			<b>2.14</b>			<b>-2.43%</b>			<b>29.41</b>	<b>45.84</b>

Multi Cap Fund

Scheme Name	Date of Inception	Benchmark #	^ Expense Ratio %	As on 30th Jun 2022		% Change over a quarter		% Exposure in Holdings*		
				Corpus in crs	NAV (Rs)	Corpus	NAV	Top Holding	Total of Top 5	Total of Top 10
Aditya Birla SL Multi Cap Fund	May 21	NIFTY 500 Multicap 50:25:25 TRI	1.96	3,355	11.06	-3.65%	-9.34%	ICICI Bank Ltd.(5.13)	17.41	29.97
Axis Multicap Fund	Dec 21	NIFTY 500 Multicap 50:25:25 TRI	1.94	4,843	8.64	-9.23%	-12.02%	ICICI Bank Ltd.(7.12)	24.92	38.82
Baroda BNP Paribas Multi Cap Fund	Sep 03	NIFTY 500 Multicap 50:25:25 TRI	2.25	1,516	150.31	-13.52%	-13.90%	ICICI Bank Ltd.(7.3)	25.65	39.20
HDFC Multi Cap Fund	Dec 21	NIFTY 500 Multicap 50:25:25 TRI	1.96	4,691	9.18	-1.46%	-7.24%	ICICI Bank Ltd.(4.07)	16.13	25.00
ICICI Pru Multicap Fund	Oct 94	NIFTY 500 Multicap 50:25:25 TRI	1.98	6,157	404.13	-6.24%	-8.22%	ICICI Bank Ltd.(8.1)	23.18	34.83
IDFC Multi Cap Fund	Dec 21	NIFTY 500 Multicap 50:25:25 TRI	2.48	930	9.15	1.51%	-10.12%	ICICI Bank Ltd.(3.23)	13.94	25.33
Invesco India Multicap Fund	Mar 08	NIFTY 500 Multicap 50:25:25 TRI	2.22	1,833	68.41	0.45%	-10.45%	Reliance Industries Ltd.(5.82)	20.63	34.45
ITI Multicap Fund	May 19	NIFTY 500 Multicap 50:25:25 TRI	2.65	368	12.15	0.76%	-6.52%	HDFC Bank Ltd.(6.28)	42.66	71.43
Kotak Multicap Fund	Sep 21	NIFTY 500 Multicap 50:25:25 TRI	1.95	3,631	8.87	-4.31%	-7.58%	Maruti Suzuki India Ltd.(6.08)	19.85	32.44
Mahindra Manulife Multi Cap Badhat Yojana	May 17	NIFTY 500 Multicap 50:25:25 TRI	2.33	1,135	18.07	3.27%	-12.35%	Infosys Ltd.(6.34)	24.97	37.18
Nippon India Multi Cap Fund	Mar 05	NIFTY 500 Multicap 50:25:25 TRI	1.88	11,268	138.11	-7.31%	-8.74%	Linde India Ltd.(5.24)	25.88	39.03
Quant Active Fund	Mar 01	NIFTY 500 Multicap 50:25:25 TRI	2.63	2,312	372.28	9.73%	-12.74%	ITC Ltd.(8.27)	37.23	58.26
SBI Multicap Fund	Mar 22	NIFTY 500 Multicap 50:25:25 TRI	1.73	9,614	9.45	6.98%	-8.15%	TVS Motor Company Ltd.(6.13)	23.93	41.38
Sundaram Multi Cap Fund	Oct 00	NIFTY 500 Multicap 50:25:25 TRI	2.21	1,671	211.85	-6.95%	-10.45%	Reliance Industries Ltd.(5.73)	20.86	32.97
<b>Average</b>			<b>2.16</b>			<b>-2.14%</b>			<b>24.09</b>	<b>38.59</b>

Mid Cap Fund

Scheme Name	Date of Inception	Benchmark #	Expense Ratio %	As on 30th Jun 2022		% Change over a quarter		% Exposure in Holdings*		
				Corpus in crs	NAV (Rs)	Corpus	NAV	Top Holding	Total of Top 5	Total of Top 10
Aditya Birla Sun Life Midcap Fund	Oct 02	Nifty Midcap 150 - TRI	2.10	3,160	416.47	-7.10%	-9.65%	Gujarat Fluorochemicals Ltd.(4.02)	19.18	32.74
Axis MidCap Fund	Feb 11	S&P BSE 150 MidCap - TRI	1.82	16,567	59.64	-6.11%	-11.50%	Cholamandalam Inv and Finance(4.43)	18.88	34.79
Baroda BNP Paribas Mid Cap Fund	May 06	Nifty Midcap 150 - TRI	2.24	1,064	52.23	-9.75%	-9.81%	Trent Ltd.(5.26)	17.84	31.75
DSP Mid Cap Fund	Nov 06	Nifty Midcap 150 - TRI	1.78	12,502	77.50	-8.85%	-10.10%	Coromandel International Ltd.(4.18)	17.33	31.94
Edelweiss Mid Cap Fund	Dec 07	Nifty Midcap 150 - TRI	2.11	1,864	44.87	-2.94%	-9.45%	ABB India Ltd.(4.05)	18.05	32.07
Franklin India Prima Fund	Dec 93	Nifty Midcap 150 - TRI	1.91	6,523	1286.13	-10.99%	-9.78%	Crompton Greaves(3.96)	18.56	33.75
HDFC Mid Cap Opportunities Fund	Jun 07	Nifty Midcap 150 - TRI	1.73	29,095	83.55	-7.07%	-7.97%	Bharat Electronics Ltd.(5.3)	22.28	37.82
HSBC Mid Cap Fund	Sep 21	S&P BSE 150 MidCap - TRI	2.24	1,002	8.25	-14.01%	-13.75%	ABB India Ltd.(4.02)	17.76	33.33
ICICI Prudential MidCap Fund	Oct 04	Nifty Midcap 150 - TRI	2.15	3,091	145.76	-5.42%	-8.06%	Max Financial Services Ltd.(4.59)	18.90	33.27
IDBI Midcap Fund	Feb 17	Nifty Midcap 150 - TRI	2.56	173	14.79	-9.02%	-9.15%	Minda Industries Ltd.(3.9)	16.26	30.22
Invesco India Midcap Fund	Apr 07	S&P BSE 150 MidCap - TRI	2.09	2,148	76.37	-5.01%	-10.75%	Persistent Systems Ltd.(3.15)	17.62	32.10
ITI Mid Cap Fund	Mar 21	Nifty Midcap 150 - TRI	2.57	349	9.97	-5.21%	-6.81%	Max Financial Services Ltd.(3.53)	18.38	34.79
Kotak Emerging Equity Fund	Apr 07	Nifty Midcap 150 - TRI	1.75	18,259	65.63	-2.02%	-8.09%	Schaeffler India Ltd.(4.63)	18.60	31.76
L&T Mid Cap Fund	Aug 04	S&P BSE 150 MidCap - TRI	1.89	6,022	185.55	-8.87%	-8.58%	Blue Dart Express Ltd.(4.4)	21.44	35.19
Mahindra Manulife Mid Cap Unnati Yojana	Jan 18	Nifty Midcap 150 - TRI	2.39	859	15.33	-5.94%	-11.83%	The Federal Bank Ltd.(3.05)	14.57	27.41
Mirae Asset Midcap Fund	Jul 19	Nifty Midcap 150 - TRI	1.87	7,173	18.83	-4.04%	-8.45%	TVS Motor Company Ltd.(4.09)	17.61	32.27
Motilal Oswal Midcap 30 Fund	Feb 14	Nifty Midcap 150 - TRI	2.22	2,575	42.24	-2.51%	-5.94%	Tube Investments of India Ltd.(12.69)	38.79	61.10
Nippon India Growth Fund	Oct 95	Nifty Midcap 150 - TRI	1.89	11,268	1850.10	-6.22%	-8.32%	Varun Beverages Ltd.(4.51)	18.26	31.69
PGIM India Midcap Opportunities Fund	Dec 13	Nifty Midcap 150 - TRI	2.11	5,169	38.46	5.76%	-9.12%	TVS Motor Company Ltd.(4.48)	19.14	34.55
Quant Mid Cap Fund	Feb 01	Nifty Midcap 150 - TRI	2.68	535	111.84	48.33%	-11.98%	Patanjali Foods Ltd.(8.64)	34.96	58.82
SBI Magnum MidCap Fund	Apr 05	Nifty Free Float Midcap 150 - TRI	1.85	6,741	129.32	-1.29%	-5.11%	Page Industries Ltd.(5.36)	22.59	38.72
Sundaram Mid Cap Fund	Jul 02	Nifty Midcap 100 - TRI	1.88	6,444	631.17	-9.53%	-9.34%	Schaeffler India Ltd.(3.97)	15.77	28.62
Tata Mid Cap Growth Fund	Jul 94	Nifty Midcap 150 - TRI	2.40	1,462	216.70	-5.71%	-10.01%	Cummins India Ltd.(2.63)	17.53	30.93
Taurus Discovery (Midcap) Fund	Jan 96	Nifty Midcap 150 - TRI	2.56	67	64.60	-11.77%	-11.24%	AMI Organics Ltd.(4.53)	14.77	27.44
Union Midcap Fund	Mar 20	S&P BSE 150 MidCap - TRI	2.54	426	24.67	3.84%	-7.98%	Varun Beverages Ltd.(3.6)	14.75	27.36
UTI Mid Cap Fund	Aug 05	Nifty Midcap 150 - TRI	2.05	6,190	165.10	-6.80%	-8.78%	Tube Investments of India Ltd.(3.75)	17.83	29.28
<b>Average</b>			<b>2.13</b>				<b>-3.78%</b>		<b>19.52</b>	<b>34.37</b>

Small Cap Fund

Scheme Name	Date of Inception	Benchmark #	Expense Ratio %	As on 30th Jun 2022		% Change over a quarter		% Exposure in Holdings*		
				Corpus in crs	NAV (Rs)	Corpus	NAV	Top Holding	Total of Top 5	Total of Top 10
Aditya Birla Sun Life Small Cap Fund	May 07	S&P BSE 250 Small Cap - TRI	2.14	2,594	46.12	-6.67%	-10.61%	JK Cement Ltd.(3.11)	16.42	27.64
Axis Small Cap Fund	Nov 13	Nifty Smallcap 250 - TRI	1.97	8,956	55.85	-1.07%	-9.05%	Galaxy Surfactants Ltd.(5.08)	22.07	37.61
Bank of India Small Cap Fund	Dec 18	Nifty Smallcap 250 - TRI	2.67	294	23.08	3.87%	-12.41%	ICICI Bank Ltd.(3.33)	13.23	24.36
Canara Robeco Small Cap Fund	Feb 19	Nifty Smallcap 250 - TRI	2.16	2,621	21.68	11.82%	-10.86%	Schaeffler India Ltd.(2.95)	15.84	29.38
DSP Small Cap Fund	Jun 07	S&P BSE 250 Small Cap - TRI	1.88	7,958	99.95	-7.72%	-9.19%	Suprajit Engineering Ltd.(3.51)	18.61	32.71
Edelweiss Small Cap Fund	Feb 19	Nifty Smallcap 250 - TRI	2.24	1,085	21.72	-6.89%	-10.65%	JB Chemicals & Pharmaceuticals(2.84)	13.01	23.65
Franklin India Smaller Companies Fund	Jan 06	Nifty Smallcap 250 - TRI	1.93	6,208	79.77	-10.68%	-10.05%	Brigade Enterprises Ltd.(4.98)	19.14	32.56
HDFC Small Cap Fund	Apr 08	S&P BSE 250 Small Cap - TRI	1.84	11,753	64.70	-7.29%	-8.88%	Bajaj Electricals Ltd.(4.78)	25.04	39.06
HSBC Small Cap Equity Fund	May 05	S&P BSE 250 Small Cap - TRI	2.50	267	71.26	-16.74%	-17.03%	KEI Industries Ltd.(4.31)	20.15	38.15
ICICI Prudential Smallcap Fund	Oct 07	Nifty Smallcap 250 - TRI	2.13	3,565	48.10	-0.14%	-5.59%	Inox Leisure Ltd.(4.34)	18.41	32.89
IDBI Small Cap Fund	Jun 17	Nifty Smallcap 250 - TRI	2.55	122	15.83	-9.64%	-9.75%	Elgi Equipments Ltd.(5.82)	18.19	32.36
IDFC Emerging Businesses Fund	Feb 20	S&P BSE 250 Small Cap - TRI	2.23	1,302	19.06	-7.67%	-10.73%	Shaily Engineering Plastics Ltd.(4.08)	17.86	29.58
Invesco India Smallcap Fund	Oct 18	S&P BSE 250 Small Cap - TRI	2.25	1,162	18.55	-8.28%	-11.16%	VIP Industries Ltd.(3.67)	17.81	32.60
ITI Small Cap Fund	Feb 20	Nifty Smallcap 250 - TRI	2.62	363	12.27	-7.47%	-9.36%	Wonderla Holidays Ltd.(3.15)	42.46	73.80
Kotak Small Cap Fund	Feb 05	Nifty Smallcap 250 - TRI	1.96	7,080	147.46	-2.16%	-9.70%	Century Plyboards (India) Ltd.(4.54)	18.96	32.86
L&T Emerging Businesses Fund	May 14	S&P BSE 250 Small Cap - TRI	1.89	7,336	40.93	-8.26%	-9.31%	K.P.R. Mill Ltd.(5.33)	17.66	29.16
Nippon India Small Cap Fund	Sep 10	Nifty Smallcap 250 - TRI	1.82	18,358	78.02	-4.45%	-8.48%	Tube Investments of India Ltd.(3.31)	14.12	23.69
PGIM India Small Cap Fund	Jul 21	Nifty Smallcap 250 - TRI	2.11	1,677	9.61	-0.69%	-12.87%	Timken India Ltd.(4.04)	19.15	33.69
Quant Small Cap Fund	Oct 96	Nifty Smallcap 250 - TRI	2.67	1,712	114.56	2.86%	-12.63%	ITC Ltd.(9.81)	23.83	41.35
SBI Small Cap Fund	Sep 09	S&P BSE 250 Small Cap - TRI	1.74	11,646	96.63	0.60%	-5.56%	Elgi Equipments Ltd.(4.23)	17.78	32.76
Sundaram Small Cap Fund	Feb 05	Nifty Smallcap 100 - TRI	2.14	1,805	129.62	-11.10%	-11.07%	KPIT Technologies Ltd.(3.5)	15.90	29.89
Tata Small Cap Fund	Nov 18	Nifty Smallcap 250 - TRI	2.13	2,034	19.64	5.16%	-3.79%	BASF India Ltd.(4.45)	24.48	41.44
Union Small Cap Fund	Jun 14	S&P BSE 250 Small Cap - TRI	2.53	577	26.47	-4.20%	-8.72%	Tatva Chintan Pharma Chem Ltd.(3.61)	15.51	28.96
UTI Small Cap Fund	Dec 20	Nifty Smallcap 250 - TRI	2.27	1,978	13.76	-4.15%	-9.51%	CreditAccess Grameen Ltd.(2.86)	11.37	21.37
<b>Average</b>			<b>2.18</b>				<b>-4.21%</b>		<b>19.04</b>	<b>33.40</b>

## Focused Fund

Scheme Name	Date of Inception	Benchmark #	^ Expense Ratio %	As on 30th Jun 2022		% Change over a quarter		% Exposure in Holdings*		
				Corpus in crs	NAV (Rs)	Corpus	NAV	Top Holding	Total of Top 5	Total of Top 10
Aditya Birla Sun Life Focused Equity Fund	Oct 05	NIFTY 500 - TRI	1.97	5,365	82.12	-7.21%	-9.24%	ICICI Bank Ltd.(8.98)	35.67	54.23
Axis Focused 25 Fund	Jul 12	NIFTY 500 - TRI	1.81	16,702	36.48	-14.61%	-15.38%	Bajaj Finance Ltd.(8.33)	40.48	65.07
BNP Paribas Focused 25 Equity Fund	Sep 17	NIFTY 500 - TRI	2.43	239	13.27	9.31%	-8.54%	HDFC Bank Ltd.(9.6)	36.18	56.91
Canara Rob Focused Equity Fund	May 21	S&P BSE 500 - TRI	2.18	1,441	10.86	-2.44%	-8.82%	HDFC Bank Ltd.(8.91)	32.28	52.64
DSP Focus Fund	Jun 10	NIFTY 500 - TRI	2.15	1,691	29.08	-11.77%	-11.32%	ICICI Bank Ltd.(9.43)	40.86	63.44
Franklin India Focused Equity Fund	Jul 07	NIFTY 500 - TRI	1.90	7,181	60.02	-6.97%	-7.62%	HDFC Bank Ltd.(8.82)	35.79	56.17
HDFC Focused 30 Fund	Sep 04	NIFTY 500 - TRI	2.32	1,526	111.03	26.18%	-3.93%	ICICI Bank Ltd.(8.69)	34.68	54.25
HSBC Focused Equity Fund	Jul 20	NIFTY 500 - TRI	2.47	485	13.92	-12.23%	-12.51%	HDFC Bank Ltd.(8.75)	38.54	59.18
ICICI Prudential Focused Equity Fund	Jun 09	S&P BSE 500 - TRI	2.04	3,111	45.15	0.63%	-7.71%	ICICI Bank Ltd.(8.26)	28.71	49.89
IDBI Focused 30 Equity Fund	Nov 17	NIFTY 500 - TRI	2.56	121	13.60	-12.06%	-10.94%	Reliance Industries Ltd.(9.04)	39.08	59.86
IDFC Focused Equity Fund	Mar 06	S&P BSE 500 - TRI	2.20	1,211	47.48	-11.24%	-10.97%	ICICI Bank Ltd.(7.52)	38.74	57.91
IIFL Focused Equity Fund	Oct 14	S&P BSE 500 - TRI	1.96	2,778	26.06	-1.65%	-10.92%	ICICI Bank Ltd.(7.79)	32.94	52.86
Invesco India Focused 20 Equity Fund	Sep 20	S&P BSE 500 - TRI	2.16	1,528	13.49	-3.90%	-11.54%	Reliance Industries Ltd.(8.96)	33.99	60.10
JM Focused Fund	Mar 08	S&P BSE 500 - TRI	2.50	39	10.44	-10.36%	-10.12%	Maruti Suzuki India Ltd.(8.95)	49.20	93.22
Kotak Focused Equity Fund	Jul 19	NIFTY 500 - TRI	2.14	2,161	14.67	-5.78%	-9.82%	ICICI Bank Ltd.(8.88)	34.76	54.88
L&T Focused Equity Fund	Nov 18	NIFTY 500 - TRI	2.34	899	14.38	-8.02%	-7.61%	Reliance Industries Ltd.(9.46)	28.85	48.50
Mahindra Manulife Focused Equity Yojana	Nov 20	NIFTY 500 - TRI	2.55	498	13.97	-2.02%	-8.65%	HDFC Bank Ltd.(9.47)	37.15	56.52
Mirae Asset Focused Fund	May 19	NIFTY 500 - TRI	1.79	8,062	17.22	-4.96%	-9.74%	HDFC Bank Ltd.(9.09)	36.98	55.20
Motilal Oswal Focused 25 Fund	May 13	NIFTY 500 - TRI	2.29	1,570	29.22	-7.38%	-6.58%	HDFC Bank Ltd.(9.19)	44.62	72.26
Nippon India Focused Equity Fund	Dec 06	S&P BSE 500 - TRI	2.00	5,446	71.75	-6.33%	-7.41%	Infosys Ltd.(7.95)	34.10	55.80
Quant Focused Fund	Aug 08	NIFTY 500 - TRI	2.62	97	49.63	25.64%	-9.29%	ITC Ltd.(7.76)	42.44	73.46
SBI Focused Equity Fund	Oct 04	S&P BSE 500 - TRI	1.63	23,804	206.92	-4.42%	-11.38%	ICICI Bank Ltd.(5.64)	29.29	52.09
Sundaram Select Focus Fund	Jul 02	NIFTY 500 - TRI	2.56	649	95.40	-6.55%	-12.91%	ICICI Bank Ltd.(8.23)	32.07	51.25
Tata Focused Equity Fund	Dec 19	NIFTY 500 - TRI	2.09	1,118	13.51	-7.87%	-10.22%	ICICI Bank Ltd.(9.44)	38.93	58.90
Union Focused Fund	Aug 19	S&P BSE 500 - TRI	2.53	293	16.17	-1.16%	-7.23%	Reliance Industries Ltd.(8.88)	31.78	53.87
UTI Focused Equity Fund	Aug 21	NIFTY 500 - TRI	1.97	2,566	9.07	-5.51%	-6.34%	ICICI Bank Ltd.(7.22)	9.44	17.55
<b>Average</b>			<b>2.20</b>			<b>-3.56%</b>			<b>35.29</b>	<b>57.16</b>

## Value Fund

Scheme Name	Date of Inception	Benchmark #	^ Expense Ratio %	As on 30th Jun 2022		% Change over a quarter		% Exposure in Holdings*		
				Corpus in crs	NAV (Rs)	Corpus	NAV	Top Holding	Total of Top 5	Total of Top 10
Aditya Birla Sun Life Pure Value Fund	Mar 08	NIFTY 500 - TRI	2.06	3,529	62.52	-11.65%	-11.20%	State Bank Of India(6.93)	20.20	35.23
Axis Value Fund	Sep 21	NIFTY500 Value 50 - TRI	2.63	232	8.90	-3.25%	-10.01%	Tata Motors Ltd.(8)	33.98	52.00
Canara Robeco Value Fund	Sep 21	S&P BSE 500 - TRI	2.38	646	9.76	-1.35%	-5.88%	ICICI Bank Ltd.(7.39)	30.09	47.06
DSP Value Fund	Dec 20	NIFTY500 Value 50 - TRI	1.68	549	11.75	-8.19%	-10.34%	Berkshire Hathway Inc(7.09)	21.20	36.55
HDFC Capital Builder Value Fund	Feb 94	NIFTY 500 - TRI	2.01	4,782	384.83	-10.35%	-10.88%	ICICI Bank Ltd.(9.66)	34.56	46.84
ICICI Prudential Value Discovery Fund	Aug 04	NIFTY 500 - TRI	1.76	23,053	239.24	-0.41%	-5.64%	ONGC Ltd.(8.77)	37.66	60.91
IDBI Long Term Value Fund	Aug 18	NIFTY 500 - TRI	2.55	92	14.19	-11.09%	-10.47%	Infosys Ltd.(6.94)	26.47	42.42
IDFC Sterling Value Fund	Mar 08	S&P BSE 500 - TRI	1.98	4,254	79.95	-5.77%	-9.48%	ICICI Bank Ltd.(4.82)	16.79	29.05
Indiabulls Value Fund	Sep 15	NIFTY500 Value 50 - TRI	2.30	10	15.32	-10.65%	-8.80%	Indiabulls Nifty 50 ETF(25.09)	30.64	48.05
JM Value Fund	Jun 97	S&P BSE 500 - TRI	2.57	142	45.36	-9.76%	-10.94%	Hero MotoCorp Ltd.(6.04)	25.68	43.93
L&T India Value Fund	Jan 10	S&P BSE 500 - TRI	1.87	6,886	50.77	-12.04%	-11.97%	ICICI Bank Ltd.(8.79)	28.74	44.65
Nippon India Value Fund	Jun 05	NIFTY 500 - TRI	2.03	4,100	110.27	-6.70%	-10.43%	ICICI Bank Ltd.(6.17)	26.01	41.03
Quant Value Fund	Nov 21	NIFTY 500 - TRI	2.62	427	9.10	2.68%	-12.18%	Patanjali Foods Ltd.(9.23)	34.25	52.70
Quantum Long Term Equity Value Fund	Mar 06	S&P BSE 500 - TRI	1.29	804	71.42	-7.57%	-6.15%	HDFC Ltd.(7.34)	32.95	51.54
Tata Equity P/E Fund	Jun 04	NIFTY 500 - TRI	1.86	4,677	181.60	-7.03%	-7.02%	ICICI Bank Ltd.(9.15)	32.21	52.79
Templeton India Value Fund	Sep 96	NIFTY500 Value 50 - TRI	2.62	633	373.24	-0.12%	-6.32%	ICICI Bank Ltd.(8.38)	32.14	50.15
Union Value Discovery Fund	Dec 18	NIFTY500 Value 50 - TRI	2.54	127	15.20	-6.96%	-9.04%	HDFC Bank Ltd.(6.79)	25.81	45.76
UTI Value Opportunities Fund	Jan 05	NIFTY 500 - TRI	2.00	6,055	89.49	-8.48%	-9.45%	HDFC Bank Ltd.(9.46)	35.97	48.39
<b>Average</b>			<b>2.15</b>			<b>-6.59%</b>			<b>29.19</b>	<b>46.06</b>

Contra Fund

Scheme Name	Date of Inception	Benchmark #	^ Expense Ratio %	As on 30th Jun 2022		% Change over a quarter		% Exposure in Holdings*		
				Corpus in crs	NAV (Rs)	Corpus	NAV	Top Holding	Total of Top 5	Total of Top 10
Invesco India Contra Fund	Apr 07	S&P BSE 500 - TRI	1.77	8,211	69.07	-5.90%	-8.44%	ICICI Bank Ltd.(8.38)	30.40	48.70
Kotak India EQ Contra Fund	Jul 05	NIFTY500 Value 50 - TRI	2.30	1,192	75.12	-5.02%	-9.19%	ICICI Bank Ltd.(7.67)	31.74	49.14
SBI Contra Fund	May 05	S&P BSE 500 - TRI	1.95	4,670	192.81	10.95%	-3.54%	HDFC Bank Ltd.(4.17)	17.08	29.80
<b>Average</b>			<b>2.01</b>			<b>0.01%</b>			<b>26.41</b>	<b>42.55</b>

Dividend Yield Fund

Scheme Name	Date of Inception	Benchmark #	^ Expense Ratio %	As on 30th Jun 2022		% Change over a quarter		% Exposure in Holdings*		
				Corpus in crs	NAV (Rs)	Corpus	NAV	Top Holding	Total of Top 5	Total of Top 10
Aditya Birla Sun Life Dividend Yield Fund	Feb 03	NIFTY 500 - TRI	2.46	745	225.30	-12.19%	-11.37%	Infosys Ltd.(7.43)	26.04	41.73
HDFC Dividend Yield Fund	Dec 20	NIFTY 500 - TRI	2.05	2,698	13.06	-5.67%	-8.11%	Hindustan Unilever Ltd.(5.7)	22.05	36.20
ICICI Prudential Dividend Yield Equity Fund	May 14	NIFTY 500 - TRI	2.58	921	25.24	6.25%	-7.95%	Infosys Ltd.(9.23)	29.10	49.01
IDBI Dividend Yield Fund	Dec 18	NIFTY 500 - TRI	2.55	84	15.21	-11.20%	-10.58%	Infosys Ltd.(9.96)	28.00	43.39
Sundaram Dividend Yield Fund	Oct 04	NIFTY 500 - TRI	2.87	277	78.45	7.13%	-7.39%	Infosys Ltd.(7.51)	31.48	54.90
Tata Dividend Yield Fund	May 21	NIFTY DIV OPPTS 50 - TRI	2.27	547	9.95	-12.50%	-11.39%	TCS Ltd.(5.35)	15.67	29.27
Templeton India Equity Income Fund	May 06	NIFTY DIV OPPTS 50	2.33	1,216	79.26	-1.11%	-3.68%	Power Grid Corp.(6.97)	29.18	42.36
UTI Dividend Yield Fund	Jun 05	NIFTY 500 - TRI	2.12	2,656	93.21	-12.43%	-11.95%	Infosys Ltd.(8.62)	34.66	54.08
<b>Average</b>			<b>2.40</b>			<b>-5.22%</b>			<b>27.02</b>	<b>43.87</b>

ELSS

Scheme Name	Date of Inception	Benchmark #	^ Expense Ratio %	As on 30th Jun 2022		% Change over a quarter		% Exposure in Holdings*		
				Corpus in crs	NAV (Rs)	Corpus	NAV	Top Holding	Total of Top 5	Total of Top 10
Aditya Birla Sun Life Tax Relief 96	Mar 96	NIFTY 500 - TRI	1.76	12,676	36.88	-8.55%	-8.33%	Reliance Industries Ltd.(8.78)	35.23	55.09
Axis Long Term Equity Fund	Dec 09	NIFTY 500 - TRI	1.55	27,628	58.32	-13.81%	-14.94%	Bajaj Finance Ltd.(8.62)	40.20	64.05
Bank of India Tax Advantage Fund	Feb 09	S&P BSE 500 - TRI	2.50	551	85.99	-7.00%	-11.69%	ICICI Bank Ltd.(6.79)	20.86	35.25
Baroda BNP Paribas ELSS Fund	Jan 06	NIFTY 500 - TRI	2.44	628	52.07	-12.93%	-11.38%	HDFC Bank Ltd.(8.69)	37.01	50.51
Canara Robeco Equity Tax Saver Fund	Mar 93	S&P BSE 500 - TRI	2.04	3,518	102.45	-1.92%	-9.77%	ICICI Bank Ltd.(7.39)	31.01	45.22
DSP Tax Saver Fund	Jan 07	NIFTY 500 - TRI	1.78	9,091	72.85	-7.91%	-9.01%	ICICI Bank Ltd.(9.58)	30.93	45.69
Edelweiss Long Term Equity Fund (Tax Savings)	Dec 08	NIFTY 500 - TRI	2.48	180	63.13	-14.81%	-10.66%	ICICI Bank Ltd.(8.03)	29.71	45.45
Franklin India Taxshield	Apr 99	NIFTY 500 - TRI	1.92	4,312	772.36	-10.06%	-9.03%	HDFC Bank Ltd.(8.13)	35.92	50.40
HDFC Tax saver	Mar 96	NIFTY 500 - TRI	1.83	8,716	698.15	-5.43%	-5.20%	ICICI Bank Ltd.(9.49)	35.46	48.25
HSBC Tax Saver Equity Fund	Jan 07	NIFTY 500 - TRI	2.49	172	49.83	-11.72%	-11.26%	HDFC Bank Ltd.(8.6)	36.89	53.07
ICICI Prudential Long Term Equity Fund	Aug 99	NIFTY 500 - TRI	1.91	9,072	534.50	-9.72%	-9.98%	ICICI Bank Ltd.(8.54)	28.96	43.77
IDBI Equity Advantage Fund	Sep 13	NIFTY 500 - TRI	2.43	444	33.89	-13.22%	-11.24%	ICICI Bank Ltd.(8.43)	27.60	42.14
IDFC Tax Advantage (ELSS) Fund	Dec 08	S&P BSE 500 - TRI	1.95	3,399	87.58	-8.53%	-10.63%	ICICI Bank Ltd.(7.91)	27.98	42.38
Indiabulls Tax Savings Fund	Dec 17	S&P BSE 500 - TRI	2.25	38	12.01	-11.11%	-8.04%	Indiabulls Nifty 50 ETF(13.7)	27.02	44.97
Invesco India Tax Plan	Jan 07	S&P BSE 500 - TRI	2.10	1,671	69.69	-11.90%	-13.61%	Infosys Ltd.(8.01)	36.28	50.57
ITI Long Term Equity Fund	Oct 19	NIFTY 500 - TRI	2.58	125	12.32	0.23%	-6.84%	HDFC Bank Ltd.(8.26)	40.59	68.05
JM Tax Gain Fund	Mar 08	S&P BSE 500 - TRI	2.47	61	24.85	-9.79%	-11.81%	Infosys Ltd.(5.46)	22.52	38.44
Kotak Tax Saver Fund	Nov 05	NIFTY 500 - TRI	2.04	2,529	65.12	-6.21%	-9.96%	ICICI Bank Ltd.(7.27)	27.87	44.44
L&T Tax Advantage Fund	Feb 06	S&P BSE 500 - TRI	2.01	2,875	68.86	-14.69%	-13.13%	Reliance Industries Ltd.(10.1)	26.61	42.29
LIC MF Tax Plan	Apr 00	NIFTY 500 - TRI	2.54	371	88.07	-9.97%	-11.04%	ICICI Bank Ltd.(9.43)	35.59	49.65
Mahindra Manulife ELSS Kar Bachat Yojana	Oct 16	NIFTY 500 - TRI	2.48	435	16.75	-5.92%	-10.31%	HDFC Bank Ltd.(9.72)	37.30	53.91
Mirae Asset Tax Saver Fund	Dec 15	NIFTY 500 - TRI	1.66	11,495	27.90	-2.51%	-8.74%	HDFC Bank Ltd.(7.85)	30.51	44.44
Motilal Oswal Long Term Equity Fund	Jan 15	NIFTY 500 - TRI	2.11	1,955	22.85	-10.99%	-9.69%	ICICI Bank Ltd.(10.55)	28.27	49.31
Navi ELSS Tax Saver Fund	Dec 15	S&P BSE 100 - TRI	2.44	55	18.05	-11.01%	-9.84%	ICICI Bank Ltd.(9.12)	29.22	43.57
Nippon India Tax Saver Fund	Sep 05	NIFTY 500 - TRI	1.71	10,711	69.81	-10.91%	-9.78%	HDFC Bank Ltd.(8.05)	33.06	51.46
Parag Parikh Tax Saver Fund	Jul 19	NIFTY 500 - TRI	2.24	618	17.49	12.81%	-5.56%	Bajaj Holdings & Inv.Ltd.(7.25)	32.70	54.64
PGIM India ELSS Tax Saver Fund	Dec 15	NIFTY 500 - TRI	2.54	369	21.64	-3.95%	-9.72%	ICICI Bank Ltd.(7.1)	31.67	50.50
Quant Tax Plan	Mar 00	NIFTY 500 - TRI	2.62	1,370	204.07	17.50%	-10.69%	State Bank Of India(7.41)	38.48	59.44
Quantum Tax Saving Fund	Dec 08	S&P BSE 500 - TRI	1.29	100	71.19	-5.00%	-5.78%	HDFC Ltd.(7.45)	32.17	50.08
SBI Long Term Equity Fund	May 07	S&P BSE 500 - TRI	1.77	9,878	202.81	-6.83%	-7.01%	ICICI Bank Ltd.(5.31)	21.80	37.55
Sundaram Tax Savings Fund	Mar 96	NIFTY 500 - TRI	2.39	854	298.32	-8.49%	-8.56%	ICICI Bank Ltd.(8.65)	27.89	42.25
Tata India Tax Savings Fund	Mar 96	NIFTY 500 - TRI	1.78	2,743	25.40	-10.43%	-9.89%	ICICI Bank Ltd.(7.22)	35.53	51.87
Taurus Tax Shield Fund	Apr 96	S&P BSE 500 - TRI	2.44	57	103.11	-10.49%	-8.53%	HDFC Ltd.(8.31)	27.50	43.38
Union Long Term Equity Fund	Dec 11	S&P BSE 500 - TRI	2.53	479	37.54	-2.76%	-8.51%	HDFC Bank Ltd.(7.39)	26.26	42.46
UTI Long Term Equity Fund	Aug 05	NIFTY 500 - TRI	2.11	2,614	125.90	-10.00%	-10.55%	HDFC Bank Ltd.(7.73)	30.64	43.02
<b>Average</b>			<b>2.15</b>			<b>-7.37%</b>			<b>31.35</b>	<b>47.93</b>

## Sectoral Fund - Banking

Scheme Name	Date of Inception	Benchmark #	^ Expense Ratio %	As on 30th Jun 2022		% Change over a quarter		% Exposure in Holdings*		
				Corpus in crs	NAV (Rs)	Corpus	NAV	Top Holding	Total of Top 5	Total of Top 10
Aditya Birla Sun Life Banking And Financial Services Fund	Dec 13	Nifty Financial Services - TRI	2.21	2,004	32.92	-7.98%	-10.74%	ICICI Bank Ltd.(16.64)	51.38	72.06
Baroda BNP Paribas Banking and Fin Serv Fund	Jun 12	NIFTY BANK - TRI	2.71	52	25.86	-0.56%	-7.86%	HDFC Bank Ltd.(21.82)	65.15	82.54
HDFC Banking & Financial Services Fund	Jun 21	Nifty Financial Services - TRI	2.01	2,208	9.12	-3.60%	-9.24%	HDFC Bank Ltd.(19.23)	65.33	79.41
ICICI Prudential Banking and Financial Services Fund	Aug 08	Nifty Financial Services - TRI	1.93	4,745	74.82	-0.26%	-7.36%	ICICI Bank Ltd.(18.05)	61.57	76.59
IDBI Banking & Financial Services Fund	Jun 18	Nifty Financial Services - TRI	2.55	79	11.51	-11.63%	-10.43%	ICICI Bank Ltd.(19.83)	60.02	77.59
Invesco India Financial Services Fund	Jul 08	Nifty Financial Services - TRI	2.51	390	66.30	-6.11%	-11.53%	ICICI Bank Ltd.(18.76)	59.72	76.38
LIC MF Banking & Financial Services Fund	Mar 15	Nifty Financial Services - TRI	2.76	55	12.30	-1.10%	-7.21%	ICICI Bank Ltd.(18.22)	65.29	86.53
Mirae Asset Banking and Financial Services Fund	Dec 20	Nifty Financial Services - TRI	2.31	985	10.98	-0.80%	-9.13%	HDFC Bank Ltd.(15.14)	66.17	82.48
Nippon India Banking Fund	May 03	Nifty Financial Services - TRI	2.06	3,064	322.25	-6.99%	-8.77%	HDFC Bank Ltd.(15.14)	53.92	70.94
SBI Banking & Financial Services Fund	Feb 15	Nifty Financial Services - TRI	1.94	3,129	21.97	-1.50%	-7.13%	HDFC Bank Ltd.(20.94)	63.15	83.03
Sundaram Financial Services Opportunities Fund	Jun 08	Nifty Financial Services - TRI	2.72	498	52.55	0.97%	-9.32%	ICICI Bank Ltd.(18.28)	63.44	81.17
Tata Banking & Financial Services Fund	Dec 15	Nifty Financial Services - TRI	0.95	933	22.17	-0.56%	-8.92%	ICICI Bank Ltd.(14.89)	60.14	83.22
Taurus Banking & Financial Services Fund	May 12	S&P BSE BANKEX - TRI	2.44	8	30.29	-1.61%	-9.39%	ICICI Bank Ltd.(19.66)	76.02	91.58
UTI Banking and Financial Services Fund	Aug 05	Nifty Financial Services - TRI	2.67	675	101.72	-7.46%	-9.35%	HDFC Bank Ltd.(20.57)	64.40	80.68
<b>Average</b>						<b>-3.51%</b>			<b>62.55</b>	<b>80.30</b>

## Sectoral Fund - Technology

Scheme Name	Date of Inception	Benchmark #	^ Expense Ratio %	As on 30th Jun 2022		% Change over a quarter		% Exposure in Holdings*		
				Corpus in crs	NAV (Rs)	Corpus	NAV	Top Holding	Total of Top 5	Total of Top 10
Aditya Birla Sun Life Digital India Fund	Jan 00	S&P BSE TECK Index - TRI	2.09	2,939	110.12	-13.52%	-20.37%	Infosys Ltd.(24.66)	54.64	70.41
Franklin India Technology Fund	Aug 98	S&P BSE TECK Index - TRI	2.48	657	274.82	-14.52%	-17.73%	Infosys Ltd.(16.92)	52.27	67.12
ICICI Prudential Technology Fund	Mar 00	S&P BSE TECK Index - TRI	1.81	8,508	128.83	-2.68%	-20.76%	Infosys Ltd.(30.63)	51.49	66.79
SBI Technology Opportunities Fund	Jul 99	S&P BSE TECK Index - TRI	2.02	2,381	128.21	-9.56%	-17.73%	Infosys Ltd.(27.2)	55.37	74.42
Tata Digital India Fund	Dec 15	NIFTY IT - TRI	2.08	5,434	30.28	-7.80%	-21.11%	Infosys Ltd.(25.61)	54.82	71.94
<b>Average</b>						<b>-9.61%</b>			<b>53.72</b>	<b>70.13</b>

## Sectoral Fund - Pharma

Scheme Name	Date of Inception	Benchmark #	^ Expense Ratio %	As on 30th Jun 2022		% Change over a quarter		% Exposure in Holdings*		
				Corpus in crs	NAV (Rs)	Corpus	NAV	Top Holding	Total of Top 5	Total of Top 10
Aditya Birla Sun Life Pharma & Healthcare Fund	Jul 19	S&P BSE Health Care - TRI	2.57	462	16.26	-10.32%	-10.76%	Sun Pharmaceutical Inds Ltd.(14.96)	46.02	67.62
DSP Healthcare Fund	Nov 18	S&P BSE Health Care - TRI	2.21	1,120	19.27	-13.27%	-11.90%	Sun Pharmaceutical Inds Ltd.(14.88)	39.16	65.15
ICICI Pru Pharma Healthcare & Diagnostics (P.H.D) Fund	Jul 18	S&P BSE Health Care - TRI	2.14	2,417	17.96	-3.33%	-8.79%	Sun Pharmaceutical Inds Ltd.(14.35)	41.05	64.93
IDBI Healthcare Fund	Feb 19	S&P BSE Health Care - TRI	2.50	59	16.11	-13.41%	-10.45%	Sun Pharmaceutical Inds Ltd.(16.96)	45.26	62.71
Mirae Asset Healthcare Fund	Jul 18	S&P BSE Health Care - TRI	2.10	1,629	20.05	-10.38%	-10.39%	Sun Pharmaceutical Inds Ltd.(15.89)	43.67	64.80
Nippon India Pharma Fund	Jun 04	S&P BSE Health Care - TRI	1.95	4,400	260.79	-10.78%	-10.12%	Sun Pharmaceutical Inds Ltd.(13.78)	42.44	69.93
SBI Healthcare Opportunities Fund	Dec 04	S&P BSE Health Care - TRI	2.13	1,590	199.89	-10.61%	-9.75%	Sun Pharmaceutical Inds Ltd.(14.94)	42.94	67.28
Tata India Pharma & Healthcare Fund	Dec 15	NIFTY PHARMA - TRI	2.37	496	15.40	-10.39%	-10.36%	Sun Pharmaceutical Inds Ltd.(15.28)	42.99	66.01
UTI Healthcare Fund	Aug 05	S&P BSE Health Care - TRI	2.49	683	139.91	-11.95%	-10.89%	Sun Pharmaceutical Inds Ltd.(11.04)	36.96	58.52
<b>Average</b>						<b>-10.49%</b>			<b>42.28</b>	<b>65.22</b>

## Sectoral Fund - FMCG/Consumption

Scheme Name	Date of Inception	Benchmark #	^ Expense Ratio %	As on 30th Jun 2022		% Change over a quarter		% Exposure in Holdings*		
				Corpus in crs	NAV (Rs)	Corpus	NAV	Top Holding	Total of Top 5	Total of Top 10
Baroda BNP Paribas India Consumption Fund	Sep 18	NIFTY CONSUMPTION - TRI	2.33	830	18.01	-5.36%	-5.34%	ICICI Bank Ltd.(8.09)	24.76	40.39
ICICI Prudential Bharat Consumption Fund	Apr 19	NIFTY CONSUMPTION - TRI	2.11	1,744	14.60	-12.40%	1.81%	Bharti Airtel Ltd.(9.12)	40.61	64.88
ICICI Prudential FMCG Fund	Mar 99	NIFTY FMCG - TRI	2.43	790	335.39	-2.21%	2.09%	ITC Ltd.(21.82)	57.92	75.41
Mahindra Manulife Rural Bharat & Consumption Yojana	Nov 18	NIFTY CONSUMPTION - TRI	2.46	45	12.93	-4.33%	-5.28%	Hindustan Unilever Ltd.(8.83)	30.69	50.89
Mirae Asset Great Consumer Fund	Mar 11	NIFTY CONSUMPTION - TRI	2.12	1,649	50.77	-0.44%	-4.95%	ITC Ltd.(7.05)	27.12	44.15
Nippon India Consumption Fund	Oct 04	NIFTY CONSUMPTION - TRI	2.67	195	108.80	-0.26%	-3.88%	ITC Ltd.(7.23)	29.41	49.82
SBI Consumption Opportunities Fund	Aug 99	NIFTY CONSUMPTION - TRI	2.31	919	177.52	-0.27%	-4.94%	ITC Ltd.(10.24)	28.32	47.47
Tata India Consumer Fund	Dec 15	NIFTY CONSUMPTION - TRI	2.13	1,222	23.54	-7.03%	-8.02%	ITC Ltd.(10.74)	32.10	56.04
UTI India Consumer Fund	Aug 07	NIFTY CONSUMPTION - TRI	2.78	385	34.94	1.58%	-6.36%	Bharti Airtel Ltd.(8.32)	32.06	49.87
<b>Average</b>			<b>2.37</b>			<b>-3.41%</b>			<b>33.66</b>	<b>53.21</b>



Thematic - International Fund

Scheme Name	Date of Inception	Benchmark #	^ Expense Ratio %	As on 30th Jun 2022		% Change over a quarter		% Exposure in Holdings*		
				Corpus in crs	NAV (Rs)	Corpus	NAV	Top Holding	Equity	Debt/Cash
Aditya Birla Sun Life Commodity Equities Fund - Global Agri Plan	Nov 08	S&P Global Agribusiness Index	1.75	16	35.13	-17.98%	-12.90%	CF Industries Holdings Inc(10.06)	95.83	4.17
Aditya Birla Sun Life International Equity Fund - A	Oct 07	S&P Global 1200	2.54	109	27.51	-16.31%	-9.31%	Philip Morris Intl Inc(2.49)	98.63	1.37
Franklin Asian Equity Fund	Jan 08	MSCI Asia (ex-Japan)	2.54	292	25.31	-6.58%	-5.69%	Taiwan Semiconductor Mfg.(8.31)	94.73	5.27
ICICI Prudential US Bluechip Equity Fund	Jul 12	S&P 500	2.14	1,866	40.25	-11.34%	-12.33%	Kellogg Co(2.84)	98.65	1.35
Nippon India Japan Equity Fund	Aug 14	S&P BSE 500 Japan - TRI	2.49	212	13.62	-12.73%	-13.67%	Baycurrent Consulting Inc(3.55)	93.74	6.26
Nippon India Taiwan Equity Fund	Dec 21	Taiwan Cap Weighted Stock Index	2.40	437	7.06	-25.19%	-23.48%	E Ink Holdings Inc(8.66)	86.16	13.84
Nippon India US Equity Opportunities Fund	Jul 15	S&P 500 - TRI	2.49	511	21.08	-9.97%	-13.32%	Alphabet Inc A(7.44)	94.71	5.29
<b>Average</b>			<b>2.34</b>			<b>-14.30%</b>			<b>94.64</b>	<b>5.36</b>

FoF - International Fund

Scheme Name	Date of Inception	^ Expense Ratio %	As on 30th Jun 2022		% Change over a quarter		% Exposure in Holdings*		
			Corpus in crs	NAV (Rs)	Corpus	NAV	Top Holding	Equity	Debt/Cash
Aditya Birla Sun Life Global Emerging Opportunities Fund	Sep 08	1.18	251	18.26	-13.64%	-13.33%	Julius Baer Equity Next Gen - USD Class C	98.51	1.49
Aditya Birla SL Global Excellence Equity FoF	Dec 07	1.29	142	19.45	-16.40%	-16.13%	JB GL EXCLLNCE EQ EUR	97.72	2.28
Aditya Birla SL NASDAQ 100 FOF	Nov 21	0.65	71	7.60	42.83%	-19.24%	iShares Nasdaq 100 UCITS ETF USD	97.40	2.60
Axis Global Equity Alpha Fund of Fund	Sep 20	1.63	1,128	11.32	-15.78%	-12.27%	Schroder ISF Global Equity Alpha Class X1 Acc	97.62	2.38
Axis Global Innovation FoF	May 21	1.59	1,227	8.08	-20.32%	-18.38%	Schroder ISF Global Disruption Class X Acc	97.61	2.39
Axis Greater China Equity FoF	Feb 21	1.58	136	7.70	4.40%	3.36%	Schroder ISF Greater China Class X Acc	98.25	1.75
Baroda BNP Paribas Funds Aqua FoF	May 21	1.59	93	8.63	-17.39%	-13.03%	BNP Paribas Funds Aqua	99.31	0.69
DSP Global Allocation Fund	Aug 14	2.11	96	15.35	-8.51%	-8.16%	BlackRock Global Funds - Global Allocation Fund	98.90	1.10
DSP Global Innovation FoF	Feb 22	1.20	222	7.95	54.13%	-21.22%	iShares Nasdaq 100 UCITS ETF USD	94.84	5.16
DSP US Flexible Equity Fund	Jul 12	2.39	634	37.25	-13.17%	-11.92%	BlackRock Global Funds - US Flexible Equity Fund	98.68	1.32
DSP World Agriculture Fund	Oct 11	2.37	56	19.13	-13.01%	-12.94%	BlackRock Global Funds - World Agriculture Fund	98.89	1.11
DSP World Energy Fund	Aug 09	2.16	133	13.65	-15.99%	-16.34%	BlackRock Global Funds - World Energy Fund	97.65	2.35
DSP World Gold Fund	Sep 07	2.35	712	14.56	-24.76%	-23.65%	BlackRock Global Funds - World Gold Fund	98.71	1.29
DSP World Mining Fund	Dec 09	2.17	153	13.53	-26.19%	-25.19%	BlackRock Global Funds - World Mining Fund	98.16	1.84
Edelweiss ASEAN Equity Off-shore	Jul 11	2.37	61	21.79	-10.30%	-10.37%	JF ASEAN Equity Fund	98.76	1.24
Edelweiss Emerging Markets Opportunities Equity Offshore Fund	Jul 14	2.33	115	13.18	-13.81%	-10.01%	JP Morgan Emerging Mkts Opp Eq Opp Fund	98.69	1.31
Edelweiss Europe Dynamic Equity Offshore Fund	Jan 14	2.36	95	12.90	-28.75%	-12.62%	JP Morgan-Europe Dynamic Fund	100.00	0.00
Edelweiss Greater China Equity Off-shore Fund	Aug 09	2.38	1,712	39.36	0.49%	-1.78%	JP Morgan-JF Greater China Fund	99.33	0.67
Edelweiss US Technology Equity FOF	Mar 20	2.37	1,449	12.42	-25.69%	-27.16%	JP Morgan Asset Mgmt(Europe)S.A.R.L. - US	99.39	0.61
Edelweiss US Value Equity Off-shore Fund	Aug 13	2.37	74	22.11	-9.48%	-9.70%	JF US Value Fund	98.34	1.66
Franklin India Feeder - Franklin European Growth Fund	May 14	1.39	19	8.47	-12.53%	-8.53%	Franklin European Growth Fund Class I	98.79	1.21
Franklin India Feeder - Franklin U.S. Opportunities Fund	Feb 12	1.50	2,888	41.19	-23.01%	-20.85%	Franklin U.S. Opportunities Fund Class I	99.01	0.99
HDFC Developed World Indexes FoF	Oct 21	0.76	997	9.05	-14.80%	-13.20%	CSIF (IE) MSCI USA Blue UCITS ETF	98.87	1.13
HSBC Asia Pacific Dividend Yield Fund	Feb 14	2.03	9	17.09	-11.64%	-9.89%	HSBC GIF Asia Pacific Ex Japan	99.83	0.17
HSBC Brazil Fund	May 11	2.36	26	5.84	-25.64%	-22.91%	HSBC GIF Brazil Equity	99.38	0.62
HSBC Global Emerging Markets Fund	Mar 08	2.37	14	16.94	-9.40%	-8.61%	HSBC GIF Global Emerg Mkts Eq	99.29	0.71
HSBC Global Equity Climate Change FoF	Mar 21	2.11	415	7.84	-20.66%	-17.90%	HSBC Global Investment Funds - Global Equity	99.91	0.09
ICICI Pru Global Advantage Fund FoF	Oct 19	1.24	203	11.91	-5.52%	-8.16%	Nippon India ETF Hang Seng BeES	95.02	4.98
ICICI Prudential Global Stable Equity Fund	Sep 13	1.54	101	20.03	-6.69%	-6.88%	Nordea 1 - Global Stable Equity Fund	99.37	0.63
IDFC US Equity FoF	Aug 21	2.31	297	7.98	-17.32%	-17.13%	JP Morgan - US Growth Fund I (acc) - USD	97.69	2.31
Invesco India Feeder - Invesco Global Equity Income Fund	May 14	1.38	11	15.97	-9.20%	-9.11%	Invesco Global Equity Income Fund Lux	97.91	2.09
Invesco India Feeder - Invesco Pan European Equity Fund	Jan 14	0.94	53	11.54	5.78%	-11.53%	Invesco Pan European Equity Fund Lux	97.47	2.53
Invesco India Global Consumer Trends Fund of Fund	Dec 20	1.54	430	6.30	-22.00%	-21.33%	Invesco Global Consumer Trends Fund Acc	98.79	1.21
Kotak Global Emerging Market Fund	Sep 07	1.69	129	19.12	-8.30%	-8.25%	CI Emerging Markets Fund I - 974	97.58	2.42
Kotak Global Innovation FoF	Jul 21	1.63	1,085	6.42	-21.50%	-21.61%	Wellington Global Innovation Fund	99.14	0.86
Kotak International REIT FoF	Dec 20	1.38	159	9.30	-16.09%	-10.51%	SMAM ASIA REIT Sub Trust	99.19	0.81
Kotak NASDAQ 100 FoF	Feb 21	0.67	1,113	9.18	24.59%	-19.84%	iShares Nasdaq 100 UCITS ETF USD	99.52	0.48
Mirae Asset NYSE FANG + ETF FoF	May 21	0.51	735	8.39	-26.86%	-23.17%	Mirae Asset NYSE FANG + ETF	99.98	0.02
Mirae Asset S&P 500 Top 50 ETF FoF	Sep 21	0.58	343	9.29	-15.76%	-14.76%	Mirae Asset S&P 500 Top 50 ETF	100.00	0.00
Motilal Oswal Nasdaq 100 FOF	Nov 18	0.50	3,286	18.75	-22.61%	-18.77%	Motilal Oswal Nasdaq 100 ETF	99.97	0.03
PGIM India Emerging Markets Equity Fund	Sep 07	2.34	156	12.42	-9.27%	-10.84%	PGIM Emer Mkt Equity-USD	98.06	1.94
PGIM India Global Equity Opportunities Fund	May 10	2.43	1,203	24.67	-21.70%	-23.29%	PGIM Jennsn GLEQ OP-USD AC I	97.68	2.32
SBI International Access-US Equity FoF	Mar 21	1.62	910	10.19	-16.28%	-14.25%	Amundi Funds US Pioneer Fund -12 USD C	99.40	0.60
Sundaram Global Brand Fund	Aug 07	2.31	112	20.78	-15.42%	-14.82%	Sundaram Global Brand Fund -Master Class	96.94	3.06
<b>Average</b>		<b>1.72</b>			<b>-11.21%</b>			<b>98.53</b>	<b>1.47</b>

Index Fund

Scheme Name	Date of Inception	^ Expense Ratio %	As on 30th Jun 2022		% Change over a quarter		% Exposure in Holdings*	
			Corpus in crs	NAV (Rs)	Corpus	NAV	Top Holding	Total of Top 5
Aditya Birla SL Nifty 50 Equal Weight Index Fund	Jun 21	1.02	111	9.97	11.99%	-8.99%	ONGC Ltd.(2.12)	12.03
Aditya Birla SL Nifty 50 Index Fund	Sep 02	0.60	384	156.72	8.15%	-9.27%	Reliance Industries Ltd.(12.58)	41.12
Aditya Birla SL Nifty Midcap 150 Index Fund	Apr 21	1.01	63	11.13	-4.12%	-9.80%	Adani Total Gas Ltd.(4.15)	9.32
Aditya Birla SL Nifty Next 50 Index Fund	Feb 22	1.03	35	8.96	29.01%	-11.24%	Adani Enterprises Ltd.(5.75)	19.91
Aditya Birla SL Nifty Smallcap 50 Index Fund	Apr 21	1.01	38	9.38	-14.13%	-19.93%	CDSL(4.76)	20.92
Axis Nifty 100 Index Fund	Oct 19	1.00	760	13.49	-1.00%	-9.50%	Reliance Industries Ltd.(11.1)	35.39
Axis Nifty 50 Index Fund	Dec 21	0.42	141	9.21	41.08%	-9.14%	Reliance Industries Ltd.(12.89)	41.81
Axis Nifty Next 50 Index Fund	Jan 22	0.84	58	8.87	5.36%	-11.25%	Adani Enterprises Ltd.(5.86)	20.31
DSP Nifty 50 Equal Weight Index Fund	Oct 17	0.88	331	14.09	4.49%	-8.88%	ONGC Ltd.(2.15)	12.06
DSP NIFTY 50 Index Fund	Feb 19	0.40	199	14.89	9.66%	-9.20%	Reliance Industries Ltd.(12.88)	41.24
DSP NIFTY Next 50 Index Fund	Feb 19	0.60	186	14.07	1.14%	-11.09%	Adani Enterprises Ltd.(5.87)	19.33
Edelweiss Nifty 100 Quality 30 Index Fund	Oct 21	0.93	9	8.71	17.93%	-7.42%	ITC Ltd.(5.11)	25.19



Index Fund

Scheme Name	Date of Inception	Expense Ratio %	As on 30th Jun 2022		% Change over a quarter		% Exposure in Holdings*	
			Corpus in crs	NAV (Rs)	Corpus	NAV	Top Holding	Total of Top 5
Edelweiss Nifty 50 Index Fund	Oct 21	0.77	7	8.86	50.94%	-9.14%	Reliance Industries Ltd.(12.87)	41.78
Edelweiss NIFTY Large Mid Cap 250 Index Fund	Dec 21	1.03	48	8.88	-4.11%	-9.58%	Reliance Industries Ltd.(5.53)	17.95
Franklin India NSE Nifty 50 Index Fund	Aug 00	0.68	439	125.41	-6.07%	-9.19%	Reliance Industries Ltd.(12.74)	41.04
HDFC Index Fund-NIFTY 50 Plan	Jul 02	0.40	5,941	146.22	4.96%	-9.21%	Reliance Industries Ltd.(12.88)	41.15
HDFC NIFTY Next 50 Index Fund	Nov 21	0.90	313	8.52	-4.14%	-11.16%	Adani Enterprises Ltd.(5.77)	21.04
HDFC NIFTY50 Equal Weight Index Fund	Aug 21	1.14	470	9.73	-1.18%	-8.94%	ONGC Ltd.(2.15)	12.13
ICICI Pru Nifty Midcap 150 Index Fund	Dec 21	1.00	52	8.88	21.39%	-9.88%	Adani Total Gas Ltd.(4.08)	11.33
ICICI Pru Nifty Next 50 Index Fund	Jun 10	0.73	2,043	32.15	-2.64%	-11.16%	Adani Enterprises Ltd.(5.87)	19.14
ICICI Pru Nifty Smallcap 250 Index Fund	Nov 21	1.00	49	8.24	5.79%	-14.23%	City Union Bank Ltd.(1.33)	6.03
IDBI Nifty Index Fund	Jun 10	0.90	194	29.04	-9.37%	-9.27%	Reliance Industries Ltd.(12.93)	41.07
IDBI Nifty Junior Index Fund	Sep 10	0.90	49	27.29	-11.84%	-11.14%	Adani Enterprises Ltd.(5.91)	19.03
IDFC Nifty 50 Index Fund	Apr 10	0.36	424	33.44	5.41%	-9.15%	Reliance Industries Ltd.(12.43)	40.82
Kotak Nifty 50 Index Fund	Jun 21	0.51	204	10.09	18.57%	-9.21%	Reliance Industries Ltd.(12.83)	40.98
Kotak Nifty Next 50 Index Fund	Mar 21	0.83	92	10.39	-0.51%	-11.08%	Adani Enterprises Ltd.(5.84)	19.12
L&T Nifty 50 Index Fund	Apr 20	0.45	94	17.83	2.43%	-9.21%	Reliance Industries Ltd.(12.89)	41.14
L&T Nifty Next 50 Index Fund	Apr 20	0.80	48	15.77	-0.13%	-11.12%	Adani Enterprises Ltd.(5.78)	19.14
LIC MF Nifty 50 Index Fund	Nov 02	1.01	53	87.00	1.28%	-9.33%	Reliance Industries Ltd.(12.76)	41.11
Motilal Oswal Nifty 50 Index Fund	Dec 19	0.50	176	13.08	7.09%	-9.23%	Reliance Industries Ltd.(12.96)	41.06
Motilal Oswal Nifty 500 Index Fund	Sep 19	1.04	295	14.93	0.12%	-9.94%	Reliance Industries Ltd.(8.63)	27.65
Motilal Oswal Nifty Bank Index Fund	Sep 19	1.00	248	11.92	20.76%	-7.82%	HDFC Bank Ltd.(27.53)	86.09
Motilal Oswal Nifty Midcap 150 Index Fund	Sep 19	1.01	537	17.55	4.52%	-9.77%	Adani Total Gas Ltd.(4.08)	9.19
Motilal Oswal Nifty Next 50 Index Fund	Dec 19	0.97	110	12.66	-2.52%	-11.18%	Adani Enterprises Ltd.(5.81)	19.16
Motilal Oswal Nifty Smallcap 250 Index Fund	Sep 19	1.03	248	17.63	-10.50%	-14.44%	City Union Bank Ltd.(1.33)	6.94
Nippon India Index Fund-Nifty 50 Plan	Sep 10	1.08	494	26.31	-0.54%	-9.36%	Reliance Industries Ltd.(12.95)	41.01
Nippon India Nifty 50 Value 20 Index Fund	Feb 21	0.80	146	11.28	46.30%	-10.83%	Infosys Ltd.(14.9)	57.67
Nippon India Nifty Midcap 150 Index Fund	Feb 21	0.80	399	11.42	12.57%	-9.86%	Adani Total Gas Ltd.(4.09)	9.35
Nippon India Nifty Smallcap 250 Index Fund	Oct 20	1.04	291	15.87	-0.06%	-14.42%	City Union Bank Ltd.(1.33)	7.06
SBI Nifty Index Fund	Jan 02	0.50	2,417	136.67	7.36%	-9.24%	Reliance Industries Ltd.(12.88)	41.14
SBI Nifty Next 50 Index Fund	May 21	NA	403	9.90	-5.35%	-11.16%	Adani Enterprises Ltd.(5.87)	19.22
Sundaram Nifty 100 Equal Weight Fund	Jul 99	0.95	53	97.33	-3.07%	-9.86%	Mahindra & Mahindra Ltd.(11.55)	6.29
Tata NIFTY 50 Index Fund	Feb 03	0.52	263	96.49	2.72%	-9.16%	Reliance Industries Ltd.(12.92)	41.06
Taurus Nifty Index Fund	Jun 10	1.07	2	30.09	-7.65%	-8.69%	Reliance Industries Ltd.(10.98)	36.34
UTI Nifty 50 Index Fund	Mar 00	0.31	7,068	105.70	2.71%	-9.18%	Reliance Industries Ltd.(12.9)	41.13
UTI Nifty Next 50 Index Fund	Jun 18	0.79	1,627	13.02	-0.24%	-11.15%	Adani Enterprises Ltd.(5.87)	19.19
UTI Nifty200 Momentum 30 Index Fund	Mar 21	0.92	1,475	11.02	7.50%	-19.21%	Reliance Industries Ltd.(5.17)	27.87
HDFC Index Fund-S&P BSE Sensex	Jul 02	0.40	3,390	478.55	2.38%	-8.99%	Reliance Industries Ltd.(14.9)	47.28
ICICI Pru S&P BSE Sensex Index Fund	Sep 17	0.29	562	16.85	8.22%	-8.96%	Reliance Industries Ltd.(14.9)	47.37
LIC MF S&P BSE Sensex Index Fund	Nov 02	1.08	49	98.66	-4.55%	-9.16%	Reliance Industries Ltd.(14.72)	47.39
Nippon India Index Fund-S&P BSE Sensex Plan	Sep 10	0.54	283	26.48	4.95%	-8.99%	Reliance Industries Ltd.(14.89)	47.48
Tata S&P BSE Sensex Index Fund	Feb 03	0.58	137	130.83	3.11%	-8.95%	Reliance Industries Ltd.(14.96)	47.46
UTI S&P BSE Sensex Index Fund	Jan 22	0.30	118	9.21	2.31%	-8.86%	Reliance Industries Ltd.(14.91)	48.40
<b>Average</b>		<b>0.78</b>			<b>5.25%</b>			<b>30.10</b>

Aggressive Hybrid Fund

Scheme Name	Date of Inception	Expense Ratio %	As on 30th Jun 2022		% Change over a quarter		% Exposure in Holdings*			
			Corpus in crs	NAV (Rs)	Corpus	NAV	Equity	Debt	Top Holding	Total of Top 5
Aditya Birla Sun Life Equity Hybrid 95 Fund	Mar 95	1.87	7,420	973.48	-12.30%	-10.66%	72%	28%	Reliance Industries Ltd.(8.35)	23.95
Axis Equity Hybrid Fund	Aug 18	2.18	1,730	13.75	-8.78%	-10.48%	73%	27%	ICICI Bank Ltd.(5.38)	27.44
Bank of India Mid & Small Cap Equity & Debt Fund	Jul 16	2.55	322	20.01	-12.23%	-13.75%	79%	21%	APL Apollo Tubes Ltd.(4.59)	19.08
Baroda BNP Paribas Aggressive Hybrid Fund	Apr 17	2.39	722	17.03	-6.85%	-7.47%	71%	29%	ICICI Bank Ltd.(8.08)	26.08
Canara Robeco Equity Hybrid Fund	Feb 93	1.87	7,429	224.41	-3.06%	-7.71%	72%	28%	ICICI Bank Ltd.(6.09)	21.70
DSP Equity & Bond Fund	May 99	1.85	6,837	206.74	-8.43%	-9.46%	71%	29%	ICICI Bank Ltd.(6.75)	20.13
Edelweiss Aggressive Hybrid Fund	Aug 09	2.49	238	35.98	26.13%	-6.28%	64%	36%	HDFC Bank Ltd.(4.7)	20.01
Franklin India Equity Hybrid Fund	Dec 99	2.25	1,268	161.81	-8.13%	-6.24%	71%	29%	HDFC Bank Ltd.(5.34)	30.57
HDFC Hybrid Equity Fund	Apr 05	1.76	17,192	74.65	-6.78%	-6.11%	69%	31%	ICICI Bank Ltd.(7.73)	28.72
HSBC Equity Hybrid Fund	Oct 18	2.47	448	14.21	-10.51%	-9.50%	70%	30%	Reliance Industries Ltd.(6.67)	26.17
ICICI Prudential Equity & Debt Fund	Oct 99	1.80	18,587	214.65	-3.56%	-5.01%	69%	31%	ICICI Bank Ltd.(7.48)	34.50
IDBI Hybrid Equity Fund	Oct 16	2.55	174	14.37	-11.00%	-9.80%	69%	31%	HDFC Bank Ltd.(4.99)	20.48
IDFC Hybrid Equity Fund	Dec 16	2.49	537	15.53	-7.33%	-8.22%	76%	24%	ICICI Bank Ltd.(5.1)	26.22
Indiabulls Equity Hybrid Fund	Dec 18	2.36	31	13.43	-6.54%	-7.06%	70%	30%	IDBI Bank Ltd.(5.33)	24.73
Invesco India Equity & Bond Fund	Jun 18	2.43	361	13.06	-7.24%	-7.83%	74%	26%	ICICI Bank Ltd.(5.48)	19.29
JM Equity Hybrid Fund	Apr 95	2.61	10	63.00	-6.61%	-6.16%	73%	27%	HDFC Bank Ltd.(5.8)	25.20
Kotak Equity Hybrid Fund	Nov 99	2.08	2,539	37.40	1.10%	-6.19%	73%	27%	ICICI Bank Ltd.(4.92)	21.88
L&T Hybrid Equity Fund	Feb 11	1.93	4,322	32.88	-13.90%	-10.86%	71%	29%	ICICI Bank Ltd.(6.61)	27.35
LIC MF Equity Hybrid Fund	Jan 91	2.60	406	124.88	-7.88%	-7.39%	74%	26%	ICICI Bank Ltd.(8.33)	31.39
Mahindra Manulife Hybrid Equity Nivesh Yojana	Jul 19	2.54	462	15.49	9.01%	-8.77%	73%	27%	ICICI Bank Ltd.(7.2)	29.27
Mirae Asset Hybrid - Equity Fund	Jul 15	1.81	6,396	20.25	-3.93%	-7.11%	73%	27%	Reliance Industries Ltd.(5.46)	23.32
Motilal Oswal Equity Hybrid Fund	Sep 18	2.55	375	13.95	-5.72%	-4.94%	69%	31%	HDFC Bank Ltd.(6.32)	27.12
Navi Equity Hybrid Fund	Apr 18	2.48	86	13.10	-9.03%	-7.74%	68%	32%	Reliance Industries Ltd.(8.26)	21.59
Nippon India Equity Hybrid Fund	Jun 05	2.07	2,818	61.79	-10.55%	-6.88%	71%	29%	ICICI Bank Ltd.(6.5)	33.94
PGIM India Hybrid Equity Fund	Jan 04	2.38	209	83.84	-1.97%	-8.47%	65%	35%	HDFC Bank Ltd.(8.71)	17.23
Quant Absolute Fund	Mar 01	2.31	437	264.78	70.85%	-6.57%	79%	21%	ICICI Bank Ltd.(5.87)	28.17
SBI Equity Hybrid Fund	Jan 05	1.50	48,908	187.77	-3.85%	-7.74%	69%	31%	ICICI Bank Ltd.(5.79)	19.42
Sundaram Aggressive Hybrid Fund	Jun 00	2.03	2,854	102.98	-6.28%	-7.02%	71%	29%	Reliance Industries Ltd.(5.82)	22.63
Tata Hybrid Equity Fund	Oct 95	1.95	3,027	286.09	-5.99%	-4.44%	78%	22%	ICICI Bank Ltd.(8.99)	33.56
Union Hybrid Equity Fund	Dec 20	2.50	539	11.44	-2.77%	-7.67%	73%	27%	ICICI Bank Ltd.(6.38)	22.16
UTI Hybrid Equity Fund	Feb 95	2.01	4,069	233.88	-4.90%	-5.30%	71%	29%	ICICI Bank Ltd.(6.11)	24.03
<b>Average</b>		<b>2.21</b>			<b>-2.87%</b>		<b>72%</b>	<b>28%</b>		<b>25.07</b>

## Dynamic Asset Allocation / Balanced Advantage Fund

Scheme Name	Date of Inception	^ Expense Ratio %	As on 30th Jun 2022		% Change over a quarter		% Exposure in Holdings*		
			Corpus in crs	NAV (Rs)	Corpus	NAV	Equity	Debt / Cash	Arbitrage
Aditya Birla Sun Life Balanced Advantage Fund	Apr 00	1.86	6,586	69.48	-2.35%	-3.95%	46%	35%	18%
Axis Balanced Advantage Fund	Jul 17	2.03	2,201	13.38	3.00%	-5.04%	48%	31%	21%
Bank of India Balanced Advantage Fund	Mar 14	2.63	72	17.12	1.03%	-6.30%	74%	21%	5%
Baroda BNP Paribas Balanced Advantage Fund	Nov 18	2.20	3,273	14.89	3.45%	-8.27%	69%	31%	0%
DSP Dynamic Asset Allocation Fund	Feb 14	1.90	4,391	18.67	-6.54%	-4.67%	40%	34%	25%
Edelweiss Balanced Advantage Fund	Aug 09	1.82	7,964	33.61	1.55%	-5.48%	69%	30%	1%
HDFC Balanced Advantage Fund	Sep 00	1.63	43,079	279.29	0.06%	-2.15%	65%	35%	1%
ICICI Prudential Balanced Advantage Fund	Dec 06	1.62	40,064	48.93	1.48%	-1.25%	39%	35%	26%
IDFC Balanced Advantage Fund	Oct 14	1.97	2,868	16.64	-6.23%	-7.09%	60%	32%	8%
Invesco India Dynamic Equity Fund	Oct 07	2.34	634	34.43	-7.56%	-5.72%	66%	33%	1%
Kotak Balanced Advantage Fund	Aug 18	1.72	13,494	13.82	0.00%	-4.11%	51%	34%	15%
L&T Balanced Advantage Fund	Feb 11	2.08	1,879	29.63	-7.05%	-3.54%	46%	34%	21%
Mahindra Manulife Balanced Advantage Yojana	Dec 21	2.39	630	9.45	8.85%	-4.96%	49%	34%	17%
Motilal Oswal Dynamic Fund	Sep 16	2.41	807	14.00	-16.05%	-6.56%	59%	32%	9%
Nippon India Balanced Advantage Fund	Nov 04	1.94	6,076	117.17	2.72%	-2.81%	44%	35%	21%
NJ Balanced Advantage Fund	Oct 21	1.91	4,735	9.14	-9.25%	-6.45%	48%	32%	20%
PGIM India Balanced Advantage Fund	Feb 21	2.12	1,417	10.57	-3.48%	-7.85%	72%	28%	0%
SBI Balanced Advantage Fund	Aug 21	1.61	23,436	9.92	-2.43%	-3.76%	42%	31%	27%
Sundaram Balanced Advantage Fund	Dec 10	2.09	1,544	24.05	-5.23%	-4.88%	56%	28%	17%
Tata Balanced Advantage Fund	Jan 19	1.83	5,100	14.06	9.38%	-3.89%	50%	32%	18%
Union Balanced Advantage Fund	Dec 17	2.07	1,857	14.33	1.17%	-3.89%	46%	33%	21%
<b>Average</b>		<b>2.01</b>			<b>-1.59%</b>		<b>54%</b>	<b>32%</b>	<b>14%</b>

## Equity Savings Fund

Scheme Name	Date of Inception	^ Expense Ratio %	As on 30th Jun 2022		% Change over a quarter		% Exposure in Holdings*		
			Corpus in crs	NAV (Rs)	Corpus	NAV	Equity	Debt / Cash	Arbitrage
Aditya Birla Sun Life Equity Savings Fund	Nov 14	2.47	504	16.34	-5.92%	-5.22%	39%	37%	24%
Axis Equity Saver Fund	Aug 15	2.17	1,186	15.91	-3.58%	-4.67%	42%	31%	27%
Baroda BNP Paribas Equity Savings Fund	Jul 19	2.54	314	11.91	-11.59%	-3.73%	39%	33%	28%
DSP Equity Savings Fund	Mar 16	1.43	423	15.76	0.21%	-2.14%	45%	27%	28%
Edelweiss Equity Savings Fund	Oct 14	2.07	315	17.80	-1.97%	-1.98%	49%	33%	18%
Franklin India Equity Savings Fund	Aug 18	2.10	148	12.36	0.58%	-2.77%	35%	34%	30%
HDFC Equity Savings Fund	Sep 04	2.12	2,502	46.98	-2.47%	-2.70%	37%	34%	29%
ICICI Prudential Equity Savings Fund	Dec 14	1.00	5,055	17.35	6.52%	0.87%	16%	34%	49%
IDBI Equity Savings Fund	Mar 11	2.13	11	20.16	-6.15%	-3.56%	43%	31%	26%
IDFC Equity Savings Fund	Jun 08	1.37	107	24.39	9.49%	-1.69%	21%	33%	46%
Invesco India Equity Savings Fund	Mar 19	2.33	152	11.86	-7.94%	-4.91%	36%	34%	29%
Kotak Equity Savings Fund	Oct 14	2.13	1,908	18.32	6.79%	-1.49%	32%	34%	34%
L&T Equity Savings Fund	Oct 11	1.58	196	22.41	-9.39%	-3.64%	25%	33%	41%
Mahindra Manulife Equity Savings Dhan Sanchay Yojana	Feb 17	2.51	418	14.89	1.07%	-4.52%	42%	35%	23%
Mirae Asset Equity Savings Fund	Dec 18	1.42	539	14.07	5.58%	-3.56%	41%	31%	28%
Nippon India Equity Savings Fund	May 15	1.77	200	12.07	0.55%	-2.18%	23%	33%	44%
PGIM India Equity Savings Fund	Jan 04	1.24	175	39.40	19.89%	-0.98%	16%	32%	52%
SBI Equity Savings Fund	May 15	1.19	2,328	16.64	0.83%	-4.29%	35%	34%	31%
Sundaram Equity Savings Fund	Dec 18	2.38	383	48.75	14.59%	-3.00%	38%	34%	28%
Tata Equity Savings Fund	Apr 97	0.57	158	40.39	-7.16%	-2.63%	43%	22%	35%
Union Equity Savings Fund	Aug 18	1.93	157	12.79	-6.42%	-3.25%	33%	34%	33%
UTI Equity Savings Fund	Aug 18	1.50	246	12.88	-0.73%	-2.35%	67%	33%	0%
<b>Average</b>		<b>1.82</b>			<b>0.13%</b>		<b>36%</b>	<b>33%</b>	<b>31%</b>

Conservative Hybrid Fund

Scheme Name	Date of Inception	Expense Ratio %	As on 30th Jun 2022		% Change over a quarter		% Exposure in Holdings*				
			Corpus in crs	NAV (Rs)	Corpus	NAV	Equity	Debt/Cash	AAA and Equivalent	AA & Lower Rated	Avg Maturity (yrs)
Aditya Birla Sun Life Regular Savings Fund	Apr 05	1.88	1,638	49.72	-5.64%	-3.29%	25%	75%	64.88	10.56	2.88
Axis Regular Saver Fund	Jul 10	2.19	430	23.37	-2.52%	-4.28%	22%	78%	65.98	12.06	4.74
Bank of India Conservative Hybrid Fund	Mar 09	2.29	53	26.67	-5.15%	-2.44%	24%	76%	70.30	5.61	0.86
Baroda BNP Paribas Conservative Hybrid Fund	Sep 04	2.18	499	33.93	4.33%	-3.15%	21%	79%	62.24	16.76	2.81
Canara Robeco Conservative Hybrid Fund	Mar 96	1.83	1,118	73.58	0.64%	-2.55%	22%	78%	78.46	0.00	2.24
DSP Regular Savings Fund	May 05	1.23	198	42.85	-7.30%	-3.05%	23%	77%	76.75	0.00	2.26
Franklin India Debt Hybrid Fund	Sep 00	1.37	254	66.43	-1.45%	-2.22%	23%	77%	77.32	0.00	1.66
HDFC Hybrid Debt Fund	Dec 05	1.82	2,629	58.54	-2.49%	-2.16%	22%	78%	66.77	11.33	4.46
HSBC Regular Savings Fund	Feb 04	2.19	89	44.32	-7.60%	-4.33%	23%	77%	76.63	0.00	3.07
ICICI Prudential Regular Savings Fund	Nov 00	1.75	3,204	55.06	-3.02%	-1.47%	20%	80%	45.33	35.11	5.21
IDFC Regular Savings Fund	Feb 10	2.13	171	25.21	-5.71%	-3.08%	22%	78%	78.14	0.00	2.29
Kotak Debt Hybrid Fund	Dec 03	1.83	1,468	41.74	3.26%	-2.91%	24%	76%	72.79	2.85	6.37
L&T Conservative Hybrid Fund	Aug 05	2.24	35	41.69	-6.78%	-4.69%	23%	77%	76.53	0.00	2.23
LIC MF Debt Hybrid Fund	Jun 03	2.27	64	65.77	-0.96%	-2.63%	20%	80%	80.14	0.00	4.12
Navi Regular Savings Fund	Jul 10	2.30	28	21.80	-1.77%	-1.52%	21%	79%	72.53	6.05	1.05
Nippon India Hybrid Bond Fund	Jan 04	2.17	718	44.15	1.40%	-1.02%	11%	89%	41.00	48.10	2.12
Parag Parikh Conservative Hybrid Fund	May 21	0.62	878	10.63	12.42%	-0.59%	22%	78%	78.24	0.00	5.66
SBI Conservative Hybrid Fund	Apr 01	1.10	6,079	52.53	5.32%	-1.29%	22%	78%	64.83	12.92	2.91
Sundaram Debt Oriented Hybrid Fund	Mar 10	2.16	32	23.11	-0.60%	-2.23%	18%	82%	78.42	3.20	2.81
UTI Regular Savings Fund	Dec 03	1.80	1,553	50.26	-3.68%	-3.15%	24%	76%	63.70	12.23	4.69
<b>Average</b>		<b>1.87</b>			<b>-1.36%</b>		<b>22%</b>	<b>78%</b>			<b>3.22</b>

Overnight Fund

Scheme Name	Date of Inception	Expense Ratio %	As on 30th Jun 2022		% Change over a quarter		% Exposure in Holdings*			
			Corpus in crs	NAV (Rs)	Corpus	NAV	AAA and Equivalent	AA and Equivalent	Below AA Including FD	Avg Maturity (in days)
Aditya Birla Sun Life Overnight Fund	Nov 18	0.18	12,067	1155.98	-3.38%	0.97%	100.00	0.00	0.00	1
Axis Overnight Fund	Mar 19	0.10	11,357	1132.93	36.01%	0.99%	100.00	0.00	0.00	1
Bank of India Overnight Fund	Apr 19	0.15	27	1085.01	-73.91%	1.01%	100.00	0.00	0.00	1
Baroda BNP Paribas Overnight Fund	Apr 19	0.14	475	1125.48	51.91%	0.98%	100.00	0.00	0.00	1
Canara Robeco Overnight Fund	Jul 19	0.11	150	1110.69	-18.17%	1.00%	100.00	0.00	0.00	1
DSP Overnight Fund	Jan 19	0.14	4,221	1146.43	34.41%	0.98%	100.00	0.00	0.00	1
Edelweiss Overnight Fund	Jul 19	0.16	586	1110.92	-35.80%	0.97%	100.00	0.00	0.00	1
Franklin India Overnight Fund	May 19	0.14	187	1119.27	8.92%	0.97%	100.00	0.00	0.00	1
HDFC Overnight Fund	Feb 02	0.20	18,603	3166.15	53.93%	0.96%	100.00	0.00	0.00	1
HSBC Overnight Fund	May 19	0.26	912	1118.01	-5.31%	0.97%	100.00	0.00	0.00	1
ICICI Prudential Overnight Fund	Nov 18	0.19	13,781	115.33	34.70%	0.97%	100.00	0.00	0.00	1
IDFC Overnight Fund	Jan 19	0.17	3,541	1140.54	141.31%	0.97%	100.00	0.00	0.00	1
Indiabulls Overnight Fund	Jul 19	0.20	36	1108.59	-42.22%	0.93%	100.00	0.00	0.00	1
Invesco India Overnight Fund	Jan 20	0.15	409	1083.46	-57.43%	0.98%	100.00	0.00	0.00	1
ITI Overnight Fund	Oct 19	0.18	35	1092.03	190.04%	0.96%	100.00	0.00	0.00	1
JM Overnight Fund	Dec 19	0.14	104	1089.24	-72.84%	0.97%	100.00	0.00	0.00	1
Kotak Overnight Fund	Jan 19	0.20	11,690	1141.84	41.31%	0.97%	100.00	0.00	0.00	1
L&T Overnight Fund	Nov 06	0.20	2,088	1593.22	-6.11%	0.97%	100.00	0.00	0.00	1
LIC MF Overnight Fund	Jul 19	0.20	589	1108.65	-33.88%	0.97%	100.00	0.00	0.00	1
Mahindra Manulife Overnight Fund	Jul 19	0.21	169	1108.09	57.66%	0.98%	100.00	0.00	0.00	1
Mirae Asset Overnight Fund	Oct 19	0.21	712	1097.55	-10.92%	0.98%	100.00	0.00	0.00	1
Nippon India Overnight Fund	Dec 18	0.16	10,290	114.86	-0.71%	0.98%	100.00	0.00	0.00	1
PGIM India Overnight Fund	Aug 19	0.16	64	1105.59	-8.19%	0.98%	100.00	0.00	0.00	1
SBI Overnight Fund	May 99	0.18	27,286	3458.65	33.14%	0.97%	100.00	0.00	0.00	1
Sundaram Overnight Fund	Mar 19	0.21	535	1137.33	-13.75%	0.99%	100.00	0.00	0.00	1
Tata Overnight Fund	Mar 19	0.20	3,652	1128.76	35.06%	0.97%	100.00	0.00	0.00	1
Union Overnight Fund	Mar 19	0.18	93	1126.84	-24.51%	0.97%	100.00	0.00	0.00	1
UTI Overnight Fund	Dec 03	0.12	5,933	2911.85	30.97%	0.98%	100.00	0.00	0.00	1
WOC Overnight Fund	Aug 19	0.21	21	1100.83	-21.18%	0.95%	100.00	0.00	0.00	1
<b>Average</b>		<b>0.17</b>			<b>11.07%</b>		<b>100.00</b>	<b>0.00</b>	<b>0.00</b>	<b>1</b>

## Liquid Fund

Scheme Name	Date of Inception	^ Expense Ratio %	As on 30th Jun 2022		% Change over a quarter		% Exposure in Holdings*			
			Corpus in crs	NAV (Rs)	Corpus	NAV	AAA and Equivalent	AA and Equivalent	Below AA Including FD	Avg Maturity (in days)
Aditya Birla Sun Life Liquid Fund	Jun 97	0.33	36,735	343.77	23.54%	0.98%	99.51	0.49	0.00	47
Axis Liquid Fund	Oct 09	0.20	22,426	2373.49	-12.48%	1.00%	100.00	0.00	0.00	33
Bank of India Liquid Fund	Jul 08	0.22	318	2453.35	-8.38%	1.02%	100.00	0.00	0.00	51
Baroda BNP Paribas Liquid Fund	Feb 09	0.27	5,830	2455.86	24.04%	1.01%	100.00	0.00	0.00	47
Canara Robeco Liquid Fund	Jan 02	0.14	1,677	2566.51	-7.29%	1.00%	100.00	0.00	0.00	22
DSP Liquidity Fund	Mar 98	0.24	8,829	3047.83	3.17%	0.99%	98.28	1.72	0.00	44
Edelweiss Liquid Fund	Sep 08	0.39	1,317	2734.46	7.05%	0.91%	100.00	0.00	0.00	47
Franklin India Liquid fund	Apr 98	0.21	1,294	3211.35	-0.69%	0.98%	100.00	0.00	0.00	26
HDFC Liquid Fund	Sep 00	0.30	50,129	4192.14	16.76%	0.97%	100.00	0.00	0.00	48
HSBC Cash Fund	Dec 02	0.21	3,328	2127.91	11.76%	0.99%	100.00	0.00	0.00	46
ICICI Prudential Liquid Fund	Jun 98	0.29	43,502	316.17	25.72%	0.97%	100.00	0.00	0.00	43
IDBI Liquid Fund	Jul 10	0.17	650	2295.15	-25.80%	0.99%	100.00	0.00	0.00	25
IDFC Cash Fund	Jul 01	0.19	11,912	2582.16	30.28%	1.00%	100.00	0.00	0.00	44
IIFL Liquid Fund	Nov 13	0.25	995	1649.95	10.53%	0.96%	100.00	0.00	0.00	27
Indiabulls Liquid Fund	Oct 11	0.22	229	2070.05	70.93%	0.93%	99.74	0.26	0.00	18
Invesco India Liquid Fund	Nov 06	0.22	3,643	2933.68	-7.36%	0.99%	100.00	0.00	0.00	36
ITI Liquid Fund	Apr 19	0.25	41	1122.55	44.33%	0.99%	100.00	0.00	0.00	30
JM Liquid Fund	Jan 98	0.25	1,900	58.36	40.05%	1.00%	99.21	0.79	0.00	41
Kotak Liquid Fund	Oct 00	0.32	36,176	4320.57	25.46%	0.97%	100.00	0.00	0.00	44
L&T Liquid Fund	Nov 97	0.20	6,693	2929.31	31.03%	1.00%	100.00	0.00	0.00	47
LIC MF Liquid Fund	Mar 02	0.25	5,384	3863.07	-18.45%	0.96%	100.00	0.00	0.00	40
Mahindra Manulife Liquid Fund	Jul 16	0.25	1,230	1388.30	-33.21%	1.01%	100.00	0.00	0.00	41
Mirae Asset Cash Management Fund	Mar 08	0.27	3,472	2238.65	13.89%	1.01%	100.00	0.00	0.00	42
Motilal Oswal Liquid Fund	Dec 18	0.36	563	11.44	-8.93%	0.91%	100.00	0.00	0.00	70
Navi Liquid Fund	Feb 10	0.20	81	2340.43	-1.76%	1.07%	100.00	0.00	0.00	22
Nippon India Liquid Fund	Mar 98	0.32	27,703	5213.98	13.83%	0.96%	100.00	0.00	0.00	48
Parag Parikh Liquid Fund	May 18	0.26	1,392	1197.55	4.88%	0.91%	99.32	0.68	0.00	39
PGIM India Insta Cash Fund	Sep 07	0.25	624	277.98	-4.18%	0.99%	100.00	0.00	0.00	22
Quant Liquid Plan	Sep 05	0.54	679	34.03	39.36%	0.97%	100.00	0.00	0.00	40
Quantum Liquid Fund	Apr 06	0.16	509	28.98	-3.38%	0.95%	100.00	0.00	0.00	30
SBI Liquid Fund	Nov 03	0.28	60,187	3342.77	6.76%	0.97%	100.00	0.00	0.00	40
Sundaram Money Fund	Mar 00	0.28	2,363	1884.55	-8.03%	0.98%	100.00	0.00	0.00	22
Tata Liquid Fund	Aug 98	0.32	15,412	3365.26	5.61%	0.97%	100.00	0.00	0.00	29
Union Liquid Fund	Jun 11	0.17	1,103	2052.72	49.59%	0.99%	100.00	0.00	0.00	51
UTI Liquid Cash Plan	Jun 03	0.24	27,586	3500.87	-0.69%	0.98%	100.00	0.00	0.00	43
WOC Liquid Fund	Jan 19	0.38	61	1153.12	1.64%	0.89%	100.00	0.00	0.00	49
<b>Average</b>		<b>0.26</b>			<b>9.99%</b>		<b>99.89</b>	<b>0.11</b>	<b>0.00</b>	<b>39</b>

Ultra Short Duration Fund

Scheme Name	Date of Inception	Expense Ratio %	As on 30th Jun 2022		% Change over a quarter		% Exposure in Holdings*			
			Corpus in crs	NAV (Rs)	Corpus	NAV	AAA and Equivalent	AA and Equivalent	Below AA Including FD	Avg Maturity (in days)
Aditya Birla Sun Life Savings Fund	Nov 01	0.50	14,161	443.54	-3.45%	0.73%	89.53	10.47	0.00	190
Axis Ultra Short Term Fund	Sep 18	1.18	5,342	12.16	13.35%	0.62%	85.64	13.39	0.97	145
Bank of India Ultra Short Duration Fund	Jul 08	0.59	125	2623.28	-25.33%	0.66%	94.62	5.38	0.00	120
Baroda BNP Paribas Ultra Short Duration Fund	Jun 18	0.35	167	1250.39	-13.04%	0.68%	99.40	0.60	0.00	157
Canara Robeco Ultra Short Term Fund	Sep 03	0.95	543	3150.42	-8.29%	0.61%	100.00	0.00	0.00	139
DSP Ultra Short Fund	Jul 06	1.02	2,536	2806.59	-12.78%	0.63%	99.12	0.88	0.00	131
HDFC Ultra Short Term Fund	Sep 18	0.64	12,720	12.36	2.71%	0.71%	99.84	0.16	0.00	155
HSBC Ultra Short Duration Fund	Jan 20	0.48	1,989	1103.42	29.09%	0.67%	100.00	0.00	0.00	130
ICICI Prudential Ultra Short Term Fund	May 11	0.87	10,489	22.59	-14.72%	0.78%	80.68	18.22	1.11	153
IDBI Ultra Short Term Fund	Jan 06	0.58	232	2270.92	-26.34%	0.75%	94.52	5.48	0.00	124
IDFC Ultra Short Term Fund	Jul 18	0.43	3,790	12.41	-3.42%	0.64%	100.00	0.00	0.00	167
Invesco India Ultra Short Term Fund	Jan 07	0.89	752	2211.34	-0.58%	0.60%	89.79	10.21	0.00	136
Kotak Savings Fund	Aug 05	0.80	11,303	35.15	7.63%	0.73%	89.95	10.05	0.00	183
L&T Ultra Short Term Fund	Nov 02	0.39	1,479	35.69	-5.32%	0.71%	100.00	0.00	0.00	150
LIC MF Ultra Short Term Fund	Nov 19	0.40	59	1098.34	81.97%	0.75%	100.00	0.00	0.00	98
Mahindra Manulife Ultra Short Term Fund	Oct 19	0.76	217	1125.48	-23.20%	0.67%	93.10	6.90	0.00	126
Mirae Asset Ultra Short Duration Fund	Oct 20	0.48	222	1062.40	-17.66%	0.85%	97.73	2.27	0.00	105
Motilal Oswal Ultra Short Term Fund	Sep 13	1.07	71	13.96	-15.00%	0.57%	100.00	0.00	0.00	109
Navi Ultra Short Term Fund	Feb 10	1.65	12	2248.30	-8.72%	0.30%	100.00	0.00	0.00	106
Nippon India Ultra Short Duration Fund	Dec 01	1.13	3,399	3306.11	10.19%	0.77%	79.88	20.05	0.07	200
PGIM India Ultra Short Term Fund	Nov 08	0.81	496	28.17	-13.76%	0.73%	100.00	0.00	0.00	142
SBI Magnum Ultra Short Duration Fund	Jul 07	0.49	10,273	4875.08	-7.11%	0.61%	100.00	0.00	0.00	146
Sundaram Ultra Short Duration Fund	Dec 07	1.44	1,051	2249.58	-23.00%	0.60%	100.00	0.00	0.00	99
Tata Ultra Short Term Fund	Jan 19	1.02	1,235	11.71	13.67%	0.63%	95.92	4.08	0.00	112
UTI Ultra Short Term Fund	Aug 03	0.95	1,948	3482.43	5.76%	0.63%	84.67	15.33	0.00	134
WOC Ultra Short Term Fund	Jun 19	1.02	46	1129.21	471.62%	0.68%	100.00	0.00	0.00	107
<b>Average</b>		<b>0.80</b>			<b>15.93%</b>		<b>95.17</b>	<b>4.75</b>	<b>0.08</b>	<b>137</b>

Low Duration Fund

Scheme Name	Date of Inception	Expense Ratio %	As on 30th Jun 2022		% Change over a quarter		% Exposure in Holdings*			
			Corpus in crs	NAV (Rs)	Corpus	NAV	AAA and Equivalent	AA and Equivalent	Below AA Including FD	Avg Maturity (in days)
Aditya Birla Sun Life Low Duration Fund	May 98	1.21	11,141	538.12	-17.69%	0.41%	78.94	21.06	0.00	420
Axis Treasury Advantage Fund	Mar 10	0.61	4,889	2507.62	-20.56%	0.42%	90.09	8.85	1.07	434
Baroda BNP Paribas Low Duration Fund	Oct 05	1.02	191	32.91	-6.20%	0.02%	92.27	7.73	0.00	256
Canara Robeco Savings Fund	Mar 05	0.58	1,054	34.38	5.12%	0.46%	100.00	0.00	0.00	208
DSP Low Duration Fund	Mar 15	0.63	3,545	16.18	7.59%	0.46%	100.00	0.00	0.00	230
HDFC Low Duration Fund	Nov 99	1.04	16,469	46.89	-4.15%	0.16%	91.72	8.28	0.00	975
HSBC Low Duration Fund	Oct 06	0.62	204	16.80	-13.43%	0.15%	100.00	0.00	0.00	231
ICICI Prudential Savings Fund	Mar 05	0.52	21,430	433.05	-3.10%	-0.07%	95.06	4.94	0.00	2175
IDFC Low Duration Fund	Feb 03	0.55	6,421	31.45	11.13%	0.29%	100.00	0.00	0.00	346
Invesco India Treasury Advantage Fund	Jan 07	0.65	1,596	3085.53	-24.60%	0.42%	100.00	0.00	0.00	230
JM Low Duration Fund	Sep 06	0.84	142	30.38	-4.25%	0.55%	92.95	7.05	0.00	188
Kotak Low Duration Fund	Mar 08	1.18	6,965	2729.80	-17.39%	0.06%	84.52	15.12	0.36	891
L&T Low Duration Fund	Nov 02	0.91	809	23.06	-4.05%	0.39%	88.52	11.48	0.00	197
LIC MF Savings Fund	Jun 03	0.83	1,230	32.57	5.06%	0.45%	100.00	0.00	0.00	207
Mahindra Manulife Low Duration Fund	Feb 17	1.16	485	1342.90	-9.41%	0.31%	91.84	8.16	0.00	235
Mirae Asset Savings Fund	Mar 08	0.93	694	1848.87	-6.65%	0.40%	84.19	15.81	0.00	313
Nippon India Low Duration Fund	Mar 07	1.04	6,779	3058.39	-25.65%	0.38%	85.85	14.14	0.01	352
PGIM India Low Duration Fund	Jun 07	1.20	101	24.23	-3.99%	0.53%	87.60	12.40	0.00	245
SBI Magnum Low Duration Fund	Jul 07	0.96	10,051	2857.47	-12.44%	0.36%	85.55	14.45	0.00	186
Sundaram Low Duration Fund	Sep 04	0.98	473	2843.24	-8.14%	0.59%	96.18	3.82	0.00	241
Tata Treasury Advantage Fund	Sep 05	0.59	2,113	3207.10	-9.35%	0.42%	100.00	0.00	0.00	308
UTI Treasury Advantage Fund	Jul 99	0.43	2,630	2873.81	-15.77%	0.61%	93.25	6.75	0.00	219
<b>Average</b>		<b>0.84</b>			<b>-8.09%</b>		<b>92.66</b>	<b>7.27</b>	<b>0.07</b>	<b>413</b>

Money Market Fund

Scheme Name	Date of Inception	Expense Ratio %	As on 30th Jun 2022		% Change over a quarter		% Exposure in Holdings*			
			Corpus in crs	NAV (Rs)	Corpus	NAV	AAA and Equivalent	AA and Equivalent	Below AA Including FD	Avg Maturity (in days)
Aditya Birla Sun Life Money Manager Fund	Jun 05	0.33	12,135	298.46	-24.07%	0.74%	100.00	0.00	0.00	197
Axis Money Market Fund	Aug 19	0.36	3,463	1155.91	-31.13%	0.75%	100.00	0.00	0.00	131
Baroda BNP Paribas Money Market Fund	Jul 19	0.39	19	1127.08	74.68%	0.63%	100.00	0.00	0.00	-
DSP Savings Fund	Sep 99	0.52	2,408	42.88	16.88%	0.18%	100.00	0.00	0.00	248
Edelweiss Dynamic Bond Fund	Jun 08	1.00	340	23.55	8.98%	0.41%	100.00	0.00	0.00	161
Franklin India Savings Fund	Feb 02	0.29	842	40.63	-3.73%	0.65%	100.00	0.00	0.00	150
HDFC Money Market Fund	Nov 99	0.41	12,713	4624.87	4.97%	0.75%	100.00	0.00	0.00	127
ICICI Prudential Money Market Fund	Mar 06	0.33	10,660	306.47	1.33%	0.74%	100.00	0.00	0.00	125
IDFC Money Manager Fund	Feb 03	0.88	2,851	33.08	15.05%	0.58%	100.00	0.00	0.00	144
Invesco India Money Market Fund	Aug 09	0.55	1,814	2481.83	-13.13%	0.18%	100.00	0.00	0.00	237
Kotak Money Market Fund	Jul 03	0.36	14,188	3631.10	16.50%	0.85%	100.00	0.00	0.00	139
L&T Money Market Fund	Aug 05	0.72	852	21.53	-15.86%	0.49%	100.00	0.00	0.00	139
Mirae Asset Money Market Fund	Aug 21	0.66	52	1029.40	7.42%	0.88%	100.00	0.00	0.00	129
Nippon India Money Market Fund	Jun 06	0.28	9,123	3349.77	12.45%	0.85%	100.00	0.00	0.00	150
PGIM India Money Market Fund	Mar 20	0.81	53	1083.70	-15.42%	0.80%	100.00	0.00	0.00	69
SBI Savings Fund	Jul 04	0.76	19,884	33.90	-13.05%	0.61%	100.00	0.00	0.00	139
Sundaram Money Market Fund	Oct 18	0.33	35	12.19	-19.35%	0.91%	100.00	0.00	0.00	37
Tata Money Market Fund	Sep 04	0.42	6,743	3813.15	-5.10%	0.72%	100.00	0.00	0.00	139
UTI Money Market Fund	Apr 97	0.28	8,198	2487.49	-1.70%	0.82%	100.00	0.00	0.00	141
<b>Average</b>		<b>0.51</b>			<b>0.83%</b>		<b>100.00</b>	<b>0.00</b>	<b>0.00</b>	<b>144</b>

Short Duration Fund

Scheme Name	Date of Inception	Expense Ratio %	As on 30th Jun 2022		% Change over a quarter		% Exposure in Holdings*			
			Corpus in crs	NAV (Rs)	Corpus	NAV	AAA and Equivalent	AA and Equivalent	Below AA Including FD	Avg Maturity (in yrs)
Aditya Birla Sun Life Short Term Fund	May 03	1.11	4,631	38.22	-45.05%	-0.18%	78.01	21.35	0.64	2.62
Axis Short Term Fund	Mar 10	0.96	6,539	24.87	-36.82%	-0.25%	83.98	14.67	1.35	2.29
Bank of India Short Term Income Fund	Dec 08	1.11	45	20.24	9.22%	-0.19%	89.15	10.85	0.00	1.18
Baroda BNP Paribas Short Duration Fund	Jun 10	1.04	307	23.57	-17.43%	-0.97%	88.39	11.61	0.00	1.87
Canara Robeco Short Duration Fund	Mar 09	1.02	609	20.88	-9.36%	-0.41%	100.00	0.00	0.00	1.49
DSP Short Term Fund	Sep 02	0.93	2,641	37.91	-7.20%	-0.41%	100.00	0.00	0.00	1.49
HDFC Short Term Debt Fund	Jun 10	0.75	13,834	25.60	-5.48%	-0.35%	85.32	14.68	0.00	2.69
HSBC Short Duration Fund	Dec 02	0.79	155	32.03	-38.70%	-0.73%	100.00	0.00	0.00	1.28
ICICI Prudential Short Term Fund	Oct 01	1.12	15,492	47.83	-15.69%	0.10%	82.78	17.22	0.00	6.02
IDBI Short Term Bond Fund	Mar 11	0.75	30	22.30	-4.99%	-0.85%	90.13	9.87	0.00	2.93
IDFC Bond Fund - Short Term Plan	Dec 00	0.77	10,297	46.05	-14.73%	-0.91%	100.00	0.00	0.00	2.50
Indiabulls Short Term Fund	Sep 13	1.43	24	1723.69	-1.77%	-0.96%	89.78	7.73	2.48	2.04
Invesco India Short Term Fund	Mar 07	1.20	596	2907.02	-30.21%	-0.69%	100.00	0.00	0.00	1.17
Kotak Bond Short Term Fund	May 02	1.16	13,114	42.28	-15.87%	-0.73%	100.00	0.00	0.00	3.30
L&T Short Term Bond Fund	Dec 10	0.75	3,895	21.49	-4.16%	-0.78%	100.00	0.00	0.00	1.52
LIC MF Short Term Debt Fund	Feb 19	1.44	162	11.98	-25.90%	-0.77%	100.00	0.00	0.00	1.20
Mahindra Manulife Short Term Fund	Feb 21	1.27	81	10.39	-29.85%	-0.62%	75.67	24.33	0.00	1.94
Mirae Asset Short Term Fund	Mar 18	1.14	444	12.83	-10.47%	-0.38%	90.98	9.02	0.00	1.26
Nippon India Short Term Fund	Dec 02	1.15	7,284	42.49	-2.37%	-0.72%	87.52	12.47	0.01	2.25
PGIM India Short Maturity Fund	Jan 03	0.82	27	36.62	-9.79%	-0.15%	94.41	5.59	0.00	1.29
SBI Short Term Debt Fund	Aug 07	0.84	11,159	25.99	-19.74%	-0.23%	91.12	8.88	0.00	1.28
Sundaram Short Term Debt Fund	Apr 02	0.93	214	35.78	-8.42%	-0.20%	95.92	4.08	0.00	1.41
Tata Short Term Bond Fund	Aug 02	1.15	2,378	39.13	-0.29%	-0.33%	100.00	0.00	0.00	1.58
UTI Short Term Income Fund	Aug 07	0.95	2,264	25.56	-10.22%	-0.16%	82.72	17.28	0.00	2.54
<b>Average</b>		<b>1.02</b>			<b>-14.80%</b>		<b>91.91</b>	<b>7.90</b>	<b>0.19</b>	<b>2.05</b>

Medium Duration Fund

Scheme Name	Date of Inception	Expense Ratio %	As on 30th Jun 2022		% Change over a quarter		% Exposure in Holdings*			
			Corpus in crs	NAV (Rs)	Corpus	NAV	AAA and Equivalent	AA and Equivalent	Below AA Including FD	Avg Maturity (in yrs)
Aditya Birla Sun Life Medium Term Plan	Mar 09	1.57	1,416	26.34	-6.23%	-0.28%	37.56	46.50	15.94	3.96
Axis Strategic Bond Fund	Mar 12	1.10	1,682	22.19	-9.62%	-0.55%	61.78	30.63	7.59	3.54
Baroda BNP Paribas Medium Duration Fund	Mar 14	0.98	43	15.15	-3.68%	-1.46%	89.78	10.22	0.00	3.70
DSP Bond Fund	Apr 97	0.73	346	65.48	-2.74%	-1.06%	97.06	2.94	0.00	3.89
HDFC Medium Term Debt Fund	Feb 02	1.30	3,612	45.15	-10.75%	-1.32%	70.44	28.87	0.69	4.14
ICICI Prudential Medium Term Bond Fund	Sep 04	1.38	6,355	35.67	-7.33%	-0.26%	42.42	57.58	0.00	4.36

Medium Duration Fund

Scheme Name	Date of Inception	^ Expense Ratio %	As on 30th Jun 2022		% Change over a quarter		% Exposure in Holdings*			
			Corpus in crs	NAV (Rs)	Corpus	NAV	AAA and Equivalent	AA and Equivalent	Below AA Including FD	Avg Maturity (in yrs)
IDFC Bond Fund - Medium Term Plan	Jul 03	1.47	2,299	37.22	-9.47%	-2.27%	100.00	0.00	0.00	3.74
Invesco India Medium Duration Fund	Jul 21	1.35	460	1006.80	-25.83%	-1.70%	93.06	6.94	0.00	3.60
Kotak Medium Term Fund	Mar 14	1.56	1,915	18.18	-35.14%	-1.10%	68.48	20.82	10.69	5.58
L&T Resurgent India Bond Fund	Feb 15	1.45	701	16.31	-32.44%	-1.38%	84.07	15.93	0.00	2.60
Nippon India Strategic Debt Fund	Sep 00	1.95	190	12.45	-15.41%	-1.13%	68.37	31.63	0.00	2.35
SBI Magnum Medium Duration Fund	Nov 03	1.21	9,384	40.86	-9.44%	-0.80%	53.64	43.19	3.17	4.16
Sundaram Medium Term Bond Fund	Dec 97	2.15	49	57.96	-18.34%	-1.99%	100.00	0.00	0.00	3.63
Tata Medium Term Fund	Nov 02	1.40	77	29.35	-7.85%	-1.31%	78.28	21.72	0.00	2.75
Union Medium Duration Fund	Sep 20	0.86	192	10.44	-10.95%	-2.11%	94.94	5.06	0.00	3.50
UTI Medium Term Fund	Mar 15	1.59	60	14.85	-3.39%	-1.08%	70.11	21.55	8.34	2.92
<b>Average</b>		<b>1.38</b>			<b>-13.04%</b>		<b>75.63</b>	<b>21.47</b>	<b>2.90</b>	<b>3.65</b>

Medium to Long Duration Fund

Scheme Name	Date of Inception	^ Expense Ratio %	As on 30th Jun 2022		% Change over a quarter		% Exposure in Holdings*			
			Corpus in crs	NAV (Rs)	Corpus	NAV	Gsec/SOV	AAA and Equivalent	AA Equivalent & Below	Avg Maturity (in yrs)
Aditya Birla Sun Life Income Fund	Oct 95	0.90	1,533	101.06	-3.82%	-1.83%	65.52	34.48	0.00	4.01
Canara Robeco Income Fund	Sep 02	1.88	125	45.78	-5.09%	-1.28%	55.17	44.83	0.00	3.08
HDFC Income Fund	Sep 00	2.06	518	46.70	-5.46%	-2.24%	51.15	48.85	0.00	6.73
HSBC Debt Fund	Dec 02	2.07	40	34.61	-5.13%	-2.16%	94.73	5.27	0.00	4.79
ICICI Prudential Bond Fund	Aug 08	1.18	2,576	31.62	-11.31%	-0.81%	52.58	47.42	0.00	7.31
IDFC Bond Fund - Income Plan	Jul 00	1.99	542	53.41	-9.99%	-2.58%	98.30	1.70	0.00	4.77
JM Medium to Long Duration Fund	Apr 95	1.03	21	50.02	-2.48%	-2.18%	90.85	9.15	0.00	5.08
Kotak Bond Fund	Nov 99	1.80	1,551	61.65	-16.86%	-2.01%	92.50	7.50	0.00	7.43
LIC MF Bond Fund	Mar 99	1.63	102	57.34	-3.54%	-1.27%	96.94	3.06	0.00	5.55
Nippon India Income Fund	Dec 97	1.71	220	71.38	-4.79%	-1.24%	71.35	28.65	0.00	7.66
SBI Magnum Income Fund	Nov 98	1.46	1,543	56.36	-6.57%	-1.02%	41.59	15.55	42.87	5.55
Tata Income Fund	Mar 97	1.94	51	65.73	-7.02%	-1.89%	19.81	80.19	0.00	5.63
UTI Bond Fund	May 98	1.62	294	58.91	2.55%	6.42%	74.27	17.42	8.31	6.96
<b>Average</b>		<b>1.64</b>			<b>-6.12%</b>		<b>69.60</b>	<b>26.47</b>	<b>3.94</b>	<b>5.73</b>

Dynamic Bond Fund

Scheme Name	Date of Inception	^ Expense Ratio %	As on 30th Jun 2022		% Change over a quarter		% Exposure in Holdings*			
			Corpus in crs	NAV (Rs)	Corpus	NAV	Gsec/SOV	AAA and Equivalent	AA Equivalent & Below	Avg Maturity (in yrs)
Aditya Birla Sun Life Dynamic Bond Fund	Sep 04	1.65	1,401	35.88	-3.21%	-0.69%	21.87	33.67	44.46	3.21
Axis Dynamic Bond Fund	Apr 11	0.66	1,681	23.46	-31.87%	-2.28%	26.90	73.10	0.00	7.45
Baroda BNP Paribas Dynamic Bond Fund	Sep 04	1.69	121	36.53	-6.42%	-1.32%	70.85	29.15	0.00	4.21
Canara Robeco Dynamic Bond Fund	May 09	1.75	123	24.20	1.83%	-0.74%	68.16	31.84	0.00	3.23
DSP Strategic Bond Fund	May 07	1.14	497	2687.95	-5.29%	-0.65%	16.15	83.85	0.00	0.71
HDFC Dynamic Debt Fund	Apr 97	1.74	473	72.27	-10.46%	-1.04%	76.85	21.86	1.29	5.71
HSBC Flexi Debt Fund	Oct 07	1.73	53	28.42	-4.06%	-1.75%	63.93	36.07	0.00	4.10
ICICI Prudential All Seasons Bond Fund	Mar 02	1.38	5,616	29.03	-7.36%	-0.50%	45.56	18.11	36.33	8.30
IDBI Dynamic Bond Fund	Feb 12	1.17	16	17.79	-14.45%	-1.38%	36.33	56.33	7.34	6.19
IDFC Dynamic Bond Fund	Jun 02	1.62	2,504	27.41	-6.46%	-2.51%	98.63	1.37	0.00	3.78
IIFL Dynamic Bond Fund	Jun 13	0.52	576	17.82	-16.43%	-1.14%	18.98	61.25	15.79	5.53
Indiabulls Dynamic Bond Fund	Dec 18	0.74	24	1221.15	7.95%	-0.81%	40.97	48.81	7.74	1.52
Kotak Dynamic Bond Fund	May 08	1.21	2,065	29.85	-9.21%	-1.62%	52.98	36.63	5.79	7.26
L&T Flexi Bond Fund	Aug 06	1.62	54	23.93	-6.16%	0.15%	25.24	74.76	0.00	1.15
Mahindra Manulife Dynamic Bond Yojana	Aug 18	1.62	61	11.62	-16.72%	-1.65%	67.25	32.75	0.00	4.43
Mirae Asset Dynamic Bond Fund	Mar 17	1.10	240	13.25	-16.21%	-2.77%	50.00	50.00	0.00	4.47
Nippon India Dynamic Bond Fund	Nov 04	0.69	3,070	29.31	-31.88%	-2.21%	94.30	5.70	0.00	7.63
PGIM India Dynamic Bond Fund	Jan 12	1.57	131	2141.26	4.55%	0.06%	51.17	48.83	0.00	1.14
Quantum Dynamic Bond Fund	May 15	0.61	84	17.02	-2.33%	0.06%	91.74	8.26	0.00	1.85
SBI Dynamic Bond Fund	Jan 04	1.64	2,313	28.42	-3.18%	0.06%	17.93	82.07	0.00	1.91
Tata Dynamic Bond Fund	Sep 03	0.72	142	34.08	-15.88%	1.08%	48.97	51.03	0.00	0.42
Union Dynamic Bond Fund	Feb 12	1.49	102	18.96	-1.07%	-1.38%	58.56	41.44	0.00	1.40
UTI Dynamic Bond Fund	Jun 10	1.59	363	25.10	2.23%	7.57%	77.50	14.42	8.08	3.76
<b>Average</b>		<b>1.29</b>			<b>-8.35%</b>		<b>53.08</b>	<b>40.93</b>	<b>5.51</b>	<b>3.89</b>

Corporate Bond Fund

Scheme Name	Date of Inception	^ Expense Ratio %	As on 30th Jun 2022		% Change over a quarter		% Exposure in Holdings*			
			Corpus in crs	NAV (Rs)	Corpus	NAV	Gsec/SOV	AAA and Equivalent	AA Equivalent & Below	Avg Maturity (in yrs)
Aditya Birla Sun Life Corporate Bond Fund	Mar 97	0.46	13,326	89.74	-13.81%	-0.50%	32.07	63.70	4.23	2.99
Axis Corporate Debt Fund	Jul 17	0.93	3,520	13.71	-12.38%	-0.35%	19.80	80.29	-0.09	1.97
Baroda BNP Paribas Corp Bond Fund	Nov 08	0.64	28	21.96	-16.48%	-1.78%	0.34	99.66	0.00	1.37
Canara Robeco Corporate Bond Fund	Feb 14	1.03	212	17.90	-13.24%	-0.47%	18.17	81.83	0.00	1.65
DSP Corporate Bond Fund	Sep 18	0.50	2,398	12.87	-3.49%	-2.42%	28.89	71.11	0.00	4.45
Franklin India Corporate Debt Fund	Jun 97	0.78	757	80.07	-4.19%	-0.37%	11.76	84.43	3.81	1.21
HDFC Corporate Bond Fund	Jun 10	0.60	21,663	25.86	-8.24%	-1.03%	28.60	71.40	0.00	4.70
HSBC Corporate Bond Fund	Sep 20	0.76	196	10.49	-7.46%	-1.23%	9.83	90.17	0.00	1.61
ICICI Prudential Corporate Bond Fund	Sep 04	0.58	15,110	23.67	-10.37%	0.08%	27.11	72.89	0.00	4.91
IDFC Corporate Bond Fund	Jan 16	0.60	16,654	15.57	-6.13%	-1.07%	20.38	79.62	0.00	1.75
Invesco India Corporate Bond Fund	Aug 07	0.66	2,566	2562.13	-19.53%	-0.84%	17.34	82.66	0.00	1.69
Kotak Corporate Bond Fund	Sep 07	0.65	8,902	3023.65	-23.76%	-0.34%	18.81	81.19	0.00	2.85
L&T Triple Ace Bond Fund	Mar 97	0.63	7,220	58.45	-18.65%	-2.03%	22.66	77.34	0.00	6.17
Mirae Asset Corp Bond Fund	Mar 21	0.90	81	10.36	-18.51%	-0.73%	5.85	94.15	0.00	1.70
Nippon India Corporate Bond Fund	Sep 00	0.63	2,019	47.65	-15.41%	-0.25%	11.56	74.87	13.56	2.15
PGIM India Corp Bond Fund	Jan 03	0.95	65	35.25	-2.15%	-0.07%	6.65	84.16	9.19	1.30
SBI Corporate Bond Fund	Feb 19	0.79	15,922	12.53	-2.80%	-0.41%	13.47	86.53	0.00	1.41
Sundaram Corporate Bond Fund	Dec 04	0.54	1,057	32.58	0.97%	-0.08%	8.69	91.31	0.00	0.96
Tata Corporate Bond Fund	Dec 21	0.88	272	9.96	-7.77%	-1.24%	13.33	86.67	0.00	1.84
Union Corporate Bond Fund	May 18	0.71	470	12.39	16.05%	-0.94%	6.95	89.95	3.10	1.45
UTI Corporate Bond Fund	Aug 18	0.57	3,127	13.20	0.01%	-0.33%	2.29	97.71	0.00	1.61
<b>Average</b>		<b>0.70</b>			<b>-8.92%</b>		<b>15.45</b>	<b>82.94</b>	<b>1.61</b>	<b>2.37</b>

Credit Risk Fund

Scheme Name	Date of Inception	^ Expense Ratio %	As on 30th Jun 2022		% Change over a quarter		% Exposure in Holdings*			
			Corpus in crs	NAV (Rs)	Corpus	NAV	AAA and Equivalent	AA and Equivalent	Below AA Including FD	Avg Maturity (in yrs)
Aditya Birla Sun Life Credit Risk Fund	Apr 15	1.93	1,208	16.22	-9.27%	-0.01%	32.97	58.27	8.76	2.97
Axis Credit Risk Fund	Jul 15	1.68	671	17.17	-5.18%	-0.30%	35.72	53.02	11.26	1.89
Bank of India Credit Risk Fund	Feb 15	1.56	166	10.29	-3.34%	0.14%	34.31	64.79	0.90	1.05
Baroda BNP Paribas Credit Risk Fund	Jan 15	1.60	202	17.67	-1.39%	-0.29%	43.57	53.45	2.98	2.29
DSP Credit Risk Fund	May 03	1.59	250	32.85	-6.38%	-0.55%	33.86	66.14	0.00	1.61
HDFC Credit Risk Debt Fund	Mar 14	1.58	8,576	19.31	-4.35%	-0.79%	46.52	49.44	4.04	2.67
ICICI Prudential Credit Risk Fund	Dec 10	1.54	7,925	25.22	-4.90%	0.18%	31.94	58.28	9.79	2.81
IDBI Credit Risk Fund	Mar 14	1.35	32	15.18	-5.80%	-0.99%	35.29	64.71	0.00	3.98
IDFC Credit Risk Fund	Mar 17	1.60	695	13.51	-9.12%	-0.58%	89.36	10.64	0.00	3.00
Invesco India Credit Risk Fund	Sep 13	1.50	130	1480.89	2.23%	-0.69%	92.17	7.83	0.00	1.84
Kotak Credit Risk Fund	May 10	1.71	1,578	23.98	-9.47%	-2.85%	36.45	51.42	12.13	2.77
L&T Credit Risk Fund	Oct 09	1.66	164	23.49	-6.39%	-0.46%	41.01	58.99	0.00	1.47
Nippon India Credit Risk Fund	Jun 05	1.64	1,022	27.65	-11.49%	-0.40%	50.10	31.91	17.99	2.29
SBI Credit Risk Fund	Jul 14	1.55	2,987	36.15	-6.40%	-0.02%	47.37	41.93	10.70	2.29
UTI Credit Risk Fund	Nov 12	1.63	505	13.82	-3.68%	-0.33%	43.13	49.03	7.85	2.25
<b>Average</b>		<b>1.61</b>			<b>-5.66%</b>		<b>46.25</b>	<b>47.99</b>	<b>5.76</b>	<b>2.35</b>

Banking and PSU Fund

Scheme Name	Date of Inception	^ Expense Ratio %	As on 30th Jun 2022		% Change over a quarter		% Exposure in Holdings*			
			Corpus in crs	NAV (Rs)	Corpus	NAV	Gsec/SOV	AAA and Equivalent	AA Equivalent & Below	Avg Maturity (in yrs)
Aditya Birla Sun Life Banking & PSU Debt Fund	Oct 99	0.69	10,369	295.91	-7.53%	-0.21%	12.84	82.14	5.02	2.73
Axis Banking & PSU Debt Fund	Jun 12	0.62	14,331	2148.69	-7.73%	0.37%	13.03	85.90	1.06	0.71
Baroda BNP Paribas Banking and PSU Bond Fund	Dec 20	0.80	96	10.28	-10.12%	-1.69%	2.97	92.48	4.55	1.56
DSP Banking & PSU Debt Fund	Sep 13	0.57	2,445	19.41	-8.37%	-0.24%	17.60	82.40	0.00	1.21
Edelweiss Banking and PSU Debt Fund	Sep 13	0.63	395	19.66	-7.42%	-1.95%	8.50	91.50	0.00	6.87
Franklin India Banking & PSU Debt Fund	Apr 14	0.53	737	18.17	-5.87%	-0.45%	9.86	88.79	1.35	1.36
HDFC Banking and PSU Debt Fund	Mar 14	0.81	5,654	18.57	-16.77%	-0.37%	14.43	79.54	6.03	2.67
ICICI Prudential Banking & PSU Debt Fund	Jan 10	0.80	9,926	26.15	-8.08%	0.06%	29.13	61.75	9.11	6.30
IDFC Banking & PSU Debt Fund	Mar 13	0.62	16,383	20.01	-6.57%	-0.04%	9.92	90.08	0.00	0.80
Invesco India Banking & PSU Debt Fund	Dec 12	0.70	234	1830.98	-15.60%	-2.31%	19.50	80.50	0.00	2.55



## Banking and PSU Fund

Scheme Name	Date of Inception	^ Expense Ratio %	As on 30th Jun 2022		% Change over a quarter		% Exposure in Holdings*			
			Corpus in crs	NAV (Rs)	Corpus	NAV	Gsec/SOV	AAA and Equivalent	AA Equivalent & Below	Avg Maturity (in yrs)
ITI Banking & PSU Debt Fund	Oct 20	0.70	34	10.64	52.28%	0.61%	5.88	94.12	0.00	0.37
Kotak Banking & PSU Debt Fund	Dec 98	0.79	7,014	52.49	-21.45%	-0.57%	26.64	63.65	9.71	4.95
L&T Banking and PSU Debt Fund	Sep 07	0.61	4,396	19.73	-1.12%	-2.31%	27.25	72.75	0.00	3.51
LIC MF Banking & PSU Debt Fund	May 07	0.83	1,301	28.32	-3.50%	0.00%	21.31	78.69	0.00	0.81
Mirae Asset Banking & PSU Debt Fund	Jul 20	0.81	114	10.54	-21.03%	-0.73%	4.16	95.84	0.00	1.23
Nippon India Banking & PSU Debt Fund	May 15	0.79	4,069	16.75	-5.41%	-0.65%	17.87	82.07	0.06	2.69
PGIM India Banking & PSU Debt Fund	Mar 13	0.77	69	19.81	-6.34%	-0.09%	10.55	85.83	3.62	1.13
SBI Banking & PSU Fund	Oct 09	0.82	5,765	2531.05	-7.84%	-0.68%	10.98	86.51	2.52	1.36
Sundaram Banking & PSU Debt Fund	Mar 15	0.40	791	34.71	17.53%	-0.82%	10.44	89.56	0.00	2.02
Tata Banking & PSU Debt Fund	Oct 19	0.72	289	11.64	-6.48%	-0.78%	13.51	86.49	0.00	1.79
UTI Banking & PSU Debt Fund	Jan 14	0.31	303	17.68	4.41%	5.77%	19.53	80.47	0.00	4.35
<b>Average</b>		<b>0.68</b>			<b>-4.43%</b>		<b>14.57</b>	<b>83.38</b>	<b>2.05</b>	<b>2.43</b>

## Floater Fund

Scheme Name	Date of Inception	^ Expense Ratio %	As on 30th Jun 2022		% Change over a quarter		% Exposure in Holdings*			
			Corpus in crs	NAV (Rs)	Corpus	NAV	AAA and Equivalent	AA and Equivalent	Below AA Including FD	Avg Maturity (in yrs)
Aditya Birla Sun Life Floating Rate Fund	Jun 05	0.48	13,363	279.20	-11.37%	0.46%	100.00	0.00	0.00	1.33
Axis Floater Fund	Jul 21	0.73	855	1027.26	-19.09%	0.23%	97.09	2.88	0.03	3.69
DSP Floater Fund	Mar 21	0.53	1,654	10.46	-15.07%	-0.12%	100.00	0.00	0.00	2.32
Franklin India Floating Rate Fund	Apr 01	0.98	323	32.55	0.52%	0.26%	93.77	6.23	0.00	3.25
HDFC Floating Rate Debt Fund	Jan 05	0.48	16,399	39.64	-5.64%	0.10%	87.56	12.44	0.00	3.85
ICICI Prudential Floating Interest Fund	Mar 03	1.33	12,399	335.81	-15.09%	-0.45%	88.01	11.99	0.00	8.86
IDFC Floating Rate Fund	Feb 21	0.80	759	10.42	-8.56%	0.06%	100.00	0.00	0.00	1.17
Kotak Floating Rate Fund	May 09	0.62	6,020	1207.00	-16.53%	-0.64%	89.54	10.46	0.00	4.67
Nippon India Floating Rate Fund	Sep 05	0.61	13,099	36.23	-7.89%	0.00%	99.77	0.00	0.23	1.44
SBI Floating Rate Debt Fund	Oct 20	0.46	2,266	10.66	-16.51%	0.37%	85.49	14.51	0.00	1.55
Tata Floating Rate Fund	Jul 21	0.73	461	10.32	-10.66%	0.63%	84.76	15.24	0.00	1.79
UTI Floater Fund	Oct 18	0.84	2,256	1226.07	-8.91%	0.39%	100.00	0.00	0.00	1.20
<b>Average</b>		<b>0.72</b>			<b>-11.23%</b>		<b>93.83</b>	<b>6.15</b>	<b>0.02</b>	<b>2.93</b>

## Gilt Fund

Scheme Name	Date of Inception	^ Expense Ratio %	As on 30th Jun 2022		% Change over a quarter		Avg Maturity (in yrs)
			Corpus in crs	NAV (Rs)	Corpus	NAV	
Aditya Birla SL Government Securities Fund	Sep 99	0.94	1,185	65.06	6.66%	-1.96%	3.61
Axis Gilt Fund	Jan 12	1.00	121	20.25	-5.51%	-0.90%	4.75
Baroda BNP Paribas Gilt Fund	Mar 02	1.86	26	33.55	-2.44%	-1.57%	3.69
Canara Robeco Gilt Fund	Dec 99	1.25	85	61.03	1.40%	-1.11%	3.89
DSP Government Securities Fund	Sep 99	1.06	408	75.79	-1.46%	-0.65%	3.32
Edelweiss Government Securities Fund	Feb 14	1.34	106	19.65	-5.38%	-1.08%	6.81
Franklin India Government Securities Fund	Jun 99	1.02	154	48.43	-7.37%	-0.96%	3.09
HDFC Gilt Fund	Jul 01	0.89	1,666	44.20	8.65%	-1.53%	4.78
ICICI Prudential Gilt Fund	Aug 99	1.14	2,334	80.06	2.90%	-0.78%	10.13
IDBI Gilt Fund	Dec 12	1.16	10	17.22	-43.02%	-1.21%	6.47
IDFC Gov Sec. Fund-Inv Plan	Mar 04	1.24	1,366	28.11	-5.39%	-2.42%	3.79
Invesco India Gilt Fund	Feb 08	1.25	20	2277.44	-1.40%	0.39%	2.94
Kotak Gilt Fund	Dec 98	1.45	1,672	77.09	-1.71%	-1.78%	8.72
L&T Gilt Fund	Mar 00	1.70	236	54.34	-2.84%	-0.26%	2.61
LIC MF Gilt Fund	Nov 99	1.48	55	49.02	-0.78%	-0.47%	1.11
Nippon India Gilt Securities Fund	Aug 08	1.56	1,174	30.45	-6.78%	-1.55%	5.90
PGIM India Gilt Fund	Oct 08	1.39	148	24.50	-0.57%	-0.44%	1.58
SBI Magnum Gilt Fund	Dec 00	0.94	3,566	52.19	0.33%	0.05%	2.31
Tata Gilt Securities Fund	Sep 99	1.71	239	62.63	11.26%	-0.17%	1.23
UTI Gilt Fund	Jan 02	0.92	516	50.22	-22.31%	-0.32%	5.37
<b>Average</b>		<b>1.27</b>			<b>-3.79%</b>		<b>4.31</b>

## Gilt Fund with 10 yr constant duration

Scheme Name	Date of Inception	^ Expense Ratio %	As on 30th Jun 2022		% Change over a quarter		Avg Maturity (in yrs)
			Corpus in crs	NAV (Rs)	Corpus	NAV	
DSP 10Y G-Sec Fund	Sep 99	0.52	57	17.06	0.04%	-2.56%	9.22
ICICI Prudential Constant Maturity Gilt Fund	Nov 03	0.39	507	19.16	63.10%	-2.39%	9.40
IDFC Government Securities Fund - Constant Maturity Plan	Sep 14	0.62	233	35.47	4.62%	-2.55%	9.16
SBI Magnum Constant Maturity Fund	Apr 01	0.64	1,142	49.73	70.06%	-2.13%	9.72
<b>Average</b>		<b>0.54</b>			<b>34.46%</b>		<b>9.38</b>

**DEFINITION OF LARGE CAP, MID CAP AND SMALL CAP:**

- **Large Cap:** 1st -100th company in terms of full market capitalization
- **Mid Cap:** 101st -250th company in terms of full market capitalization
- **Small Cap:** 251st company onwards in terms of full market capitalization

**SCHEME CLASSIFICATION:****Equity Schemes:**

**Flexi Cap Fund:** An open ended equity scheme investing across large cap, mid cap, small cap stocks, Minimum investment in equity & equity related instruments 65% of total assets

**Multi Cap Funds:** Minimum investment in equity & equity related instruments 75% of total assets, with a minimum 25% allocation to large, mid and small cap stocks

**Large Cap Fund:** An open ended equity scheme predominantly investing in large cap stocks, Minimum investment in equity & equity related instruments of large cap companies 80% of total assets

**Large & Mid Cap Fund:** An open ended equity scheme investing in both large cap and mid cap stocks, Minimum investment in equity & equity related instruments of large cap companies 35% of total assets & mid cap companies 35% of total assets

**Mid Cap Fund:** An open ended equity scheme predominantly investing in mid cap stocks, Minimum investment in equity & equity related instruments of mid cap companies 65% of total assets

**Small cap Fund:** An open ended equity scheme predominantly investing in small cap stocks, Minimum investment in equity & equity related instruments of small cap companies 65% of total assets

**Dividend Yield Fund:** An open ended equity scheme predominantly investing in dividend yielding stocks, Minimum investment in equity 65% of total assets

**Value Fund:** An open ended equity scheme following a value investment strategy, Minimum investment in equity & equity related instruments 65% of total assets

**Contra Fund:** An open ended equity scheme following contrarian investment strategy, Minimum investment in equity & equity related instruments 65% of total assets

**Focused Fund:** An open ended equity scheme investing in maximum 30 stocks (where the scheme intends to focus, multi cap, large cap, mid cap, small cap), Minimum investment in equity & equity related instruments 65% of total assets

**Sectoral/ Thematic:** An open ended equity scheme investing in Sector / Theme, Minimum investment in equity & equity related instruments of a particular sector / particular theme 80% of total assets

**ELSS:** An open ended equity linked saving scheme with a statutory lock in of 3 years and tax benefit, Minimum investment in equity & equity related instruments 80% of total assets

**Debt Schemes:**

**Overnight Fund:** Investment in overnight securities having maturity of 1 day

**Liquid Fund:** Investment in Debt and money market securities with maturity of upto 91 days only

**Ultra Short Duration Fund :** Investment in Debt & Money Market instruments such that the Macaulay duration of the portfolio is between 3 - 6 months

**Low Duration Fund:** Investment in Debt & Money Market instruments such that the Macaulay duration of the portfolio is between 6 - 12 months

**Money Market Fund:** Investment in Money Market instruments having maturity upto 1 year

**Short Duration FundL:** Investment in Debt & Money Market instruments such that the Macaulay duration of the portfolio is between 1 - 3 years

**Medium Duration Fund:** Investment in Debt & Money Market instruments such that the Macaulay duration of the portfolio is between 3 - 4 years. Portfolio Macaulay duration under anticipated adverse situation is 1 year to 4 years.

**Medium to Long Duration Fund:** Investment in Debt & Money Market instruments such that the Macaulay duration of the portfolio is between 4 - 7 years. Portfolio Macaulay duration under anticipated adverse situation is 1 year to 7 years.

**Long Duration Fund:** Investment in Debt & Money Market Instruments such that the Macaulay duration of the portfolio is greater than 7 years

**Dynamic Bond Fund:** Investment across duration

**Corporate Bond Fund:** Minimum investment in corporate bonds 80% of total assets (only in AA+ and above rated corporate bonds)

**Credit Risk Fund:** Minimum investment in corporate bonds 65% of total assets [only in AA (excluding AA+) and below rated corporate bonds]

**Banking and PSU Fund:** Minimum investment in Debt instruments of banks, Public Sector Undertakings, Public Financial Institutions and Municipal Bonds - 80% of total assets

**Gilt Fund:** Minimum investment in Gsecs 80% of total assets (across maturity)

**Gilt Fund with 10 year constant duration :** Minimum investment in Gsecs 80% of total assets such that the Macaulay duration of the portfolio is equal to 10 years

**Floater Fund:** Minimum investment in floating rate instruments (including fixed rate instruments converted to floating rate exposures using swaps/ derivatives) - 65% of total assets

*Macaulay Duration : It is the weighted average term to maturity of the cash flows from an instrument. The weight of each cash flow is determined by dividing the present value of the cash flow by the price. Macaulay duration is a measure of interest rate sensitivity of a Fixed income instrument. Higher the Macaulay duration, higher would be the interest rate risk.*

**Hybrid Schemes:**

**Conservative Hybrid Fund:** An open ended hybrid scheme investing predominantly in debt instruments, Investment in equity & equity related instruments between 10% and 25% of total assets; Debt instruments between 75% and 90% of total assets

**Aggressive Hybrid Fund:** An open ended hybrid scheme investing predominantly in equity and equity related instruments, Equity & Equity related instruments between 65% and 80% of total assets; Debt instruments between 20% 35% of total assets

**Dynamic Asset Allocation or Balanced Advantage:** An open ended dynamic asset allocation fund, Investment in equity / debt that is managed dynamically

**Multi Asset Allocation:** An open ended scheme investing in three different asset classes with a minimum allocation of at least 10% each in all three asset classes

**Arbitrage Fund:** An open ended scheme investing in arbitrage opportunities. Minimum investment in equity & equity related instruments 65% of total assets

**Equity Savings:** An open ended scheme investing in equity,

arbitrage and debt, Minimum investment in equity & equity related instruments 65% of total assets and debt 10% of total assets

#### **Solution Oriented Schemes :**

**Retirement Fund:** An open ended retirement solution oriented scheme having a lock-in of 5 years or till retirement age (whichever is earlier)

**Children's Fund:** An open ended fund for investment for children having a lock-in for at least 5 years or till the child attains age of majority (whichever is earlier)

#### **Other Schemes:**

**Index Funds/ ETFs:** Minimum investment in securities of a particular index (which is being replicated / tracked) 95% of total assets

**FoFs (Overseas/ Domestic):** An open ended fund of fund scheme. Minimum investment in the underlying fund 95% of total assets

## How To Read Fund Performance Scorecard

**Rank:** Higher the return, Higher the rank, i.e. scheme with the highest return will have the first rank. If a scheme has higher ranks (Rank 1 or 2) in all the given periods, then that scheme is considered to be a good performing as well as consistent scheme.

**Quartile:** Performance for the period is differentiated in four quartiles. First quartile represents best performing schemes (top 25% schemes), while last or fourth quartile represents relatively worst performing schemes for the period. **If a scheme remains in first or second quartile for all the given periods, then the performance of the scheme is considered as consistent & above average.** For further filtration, risk ratio should be considered.

**Standard Deviation:** Standard Deviation is absolute measure of volatility. It suggests the deviation of returns from its mean.

**Beta:** It is the measure of the volatility of a security or a portfolio as compared to the market as a whole. Beta signifies the risk or volatility relative to the Benchmark Indices. By definition, benchmark index holds Beta of 1. For example - If a fund's Beta is 1.2, it simply means that the fund is 1.2 times more volatile than the benchmark index.

**Sharpe Ratio:** The Sharpe ratio, also known as Reward to Risk Ratio, measures the risk-adjusted performance. It indicates the excess return per unit of risk associated with the excess return.

To calculate Sharpe ratio, risk free rate is subtracted from portfolio returns and dividing the result by the standard deviation of the portfolio returns. **The higher the Sharpe Ratio, the better the performance.** A negative Sharpe indicates that a rational investor would choose risk-less asset over the risky investment under analysis.

**Treynor Ratio:** The Treynor ratio, also known as the Reward to Volatility ratio, measures returns earned in excess of that which could have been earned on a risk-less investment per each unit of market risk. To calculate Treynor ratio, risk free rate is subtracted from portfolio returns and dividing the result by the Beta of the portfolio returns. Treynor ratio is a risk-adjusted measure of return based on systematic risk. It is similar to the Sharpe ratio, but the Treynor ratio uses beta as the measurement of volatility whereas Sharpe ratio uses Standard Deviation. **The higher Treynor Ratio score means better the fund.**

**Alpha:** The excess return of the fund relative to the return of the benchmark index is a fund's alpha. Alpha is the actual return in excess to what was predicted using the CAPM model. Alpha is often considered to represent the value that a portfolio manager adds to or subtracts from a fund's return. **The higher Alpha score means better the fund.**

**Diversification** - A risk management technique that mixes a wide variety of investments within a portfolio. The rationale behind this technique contends that a portfolio of different kinds of investments will, on average, yield higher returns and pose a lower risk than any individual investment found within the portfolio. Diversification strives to smooth out unsystematic risk events in a portfolio so that the positive performance of some investments will neutralize the negative performance of others. Therefore, the benefits of diversification will hold only if the securities in the portfolio are not perfectly correlated (ideally perfectly negatively correlated).

**Risk Adjusted Returns** - We should know that how much risk is involved in producing an investment's return. The return generated in excess of risk is known as Risk Adjusted Return and is generally expressed as a number or rating. Risk-adjusted returns are applied to individual securities and investment funds and portfolios. There are five principal risk measures: Alpha, Beta, R-squared, Standard Deviation and the Sharpe ratio. Each risk measure is unique in how it measures risk.

Large Cap Fund

Scheme Name	CAGR Returns %				Quartile			
	1 Yr	3 Yr	5 Yr	10 Yr	1 Yr	3 Yr	5 Yr	10 Yr
Aditya Birla Sun Life Frontline Equity Fund - Gr	0.63	10.49	8.76	13.84	1	2	3	2
Axis Bluechip Fund - Gr	-6.85	9.21	11.89	14.03	4	3	1	1
Bank of India Bluechip Fund - Gr	-7.00	N.A.	N.A.	N.A.	1	1	1	1
Baroda BNP Paribas Large Cap Fund - Gr	0.69	11.50	9.88	13.86	1	1	2	1
Canara Robeco Bluechip Equity Fund - Gr	-2.61	13.17	12.38	13.22	3	1	1	2
DSP Top 100 Equity Fund Gr	-6.90	6.38	6.78	10.07	4	4	4	4
Edelweiss Large Cap Fund - Gr	-1.47	10.27	10.45	13.19	3	2	1	2
Franklin India Bluechip Fund Gr	-3.52	10.45	8.38	11.62	4	2	3	3
HDFC Top 100 Fund - Gr	4.00	7.96	9.31	12.53	1	4	2	3
HSBC Large Cap Equity Fund - Gr	-3.36	9.30	8.78	11.38	4	3	3	4
ICICI Prudential Bluechip Fund - Gr	4.46	11.86	11.09	14.03	1	1	1	1
IDBI India Top 100 Equity Fund - Gr	0.40	13.18	9.07	13.00	2	1	2	2
IDFC Large Cap Fund - Regular Gr	-0.79	10.08	9.04	11.10	2	3	3	4
Indiabulls Blue Chip Fund - Gr	-1.26	5.92	7.46	10.58	3	4	4	4
Invesco India Largecap Fund - Gr	0.05	10.48	9.55	12.93	2	2	2	2
ITI Large Cap Fund - Gr	-6.74	N.A.	N.A.	N.A.	4	-	-	-
JM Large Cap Fund - Gr	0.77	9.94	8.01	10.79	1	3	4	4
Kotak Bluechip Fund - Gr	-1.38	12.32	10.39	13.27	3	1	2	2
L&T India Large Cap Fund - Gr	-3.07	8.50	8.62	11.93	3	4	3	3
LIC MF Large Cap Fund - Gr	-2.46	9.38	9.05	11.56	3	3	3	3
Mahindra Manulife Large Cap Pragati Yojana - Gr	-0.68	11.62	N.A.	N.A.	2	1	-	-
Mirae Asset Large Cap Fund - Gr	-0.38	10.85	10.92	16.07	2	2	1	1
Navi Large Cap Equity Fund - Gr	-3.17	8.63	7.27	11.54	4	4	4	4
Nippon India Large Cap Fund - Gr	5.78	9.20	9.76	14.12	1	3	2	1
PGIM India Large Cap Fund - Gr	-6.42	7.94	7.80	12.09	4	4	4	3
SBI Blue Chip Fund - Gr	0.89	11.05	9.71	14.82	1	2	2	1
Sundaram Large Cap Fund - Gr	0.23	N.A.	N.A.	N.A.	2	-	-	-
Tata Large Cap Fund - Gr	-0.52	8.88	9.06	11.94	2	3	3	3
Taurus Largecap Equity Fund - Gr	-5.25	6.15	5.35	8.94	4	4	4	4
Union Largecap Fund - Gr	-0.68	10.18	8.23	N.A.	2	2	4	-
UTI Master Share - Gr	-1.11	12.04	10.65	12.80	3	1	1	2
<b>Average of Large Cap Funds</b>	<b>-1.54</b>	<b>9.89</b>	<b>9.17</b>	<b>12.51</b>				
<b>NIFTY 50 TRI</b>	<b>1.66</b>	<b>11.58</b>	<b>12.04</b>	<b>12.95</b>				
<b>S&amp;P BSE 100 TRI</b>	<b>1.40</b>	<b>11.84</b>	<b>11.65</b>	<b>13.28</b>				
<b>Universe</b>	<b>31</b>	<b>28</b>	<b>27</b>	<b>26</b>				

Large & Mid Cap Fund

Scheme Name	CAGR Returns %				Quartile			
	1 Yr	3 Yr	5 Yr	10 Yr	1 Yr	3 Yr	5 Yr	10 Yr
Aditya Birla Sun Life Equity Advantage Fund - Gr	-9.42	9.51	6.70	14.58	4	4	4	2
Axis Growth Opportunities Fund - Gr	-4.25	17.32	N.A.	N.A.	4	1	-	-
Bank of India Large & Mid Cap Equity Fund - Reg Gr	-3.80	12.48	8.29	11.39	4	3	4	4
Baroda BNP Paribas Large & Mid Cap Fund - Gr	2.77	N.A.	N.A.	N.A.	1	-	-	-
Canara Robeco Emerging Equities Fund - Gr	-0.33	15.07	11.37	20.03	3	1	1	1
DSP Equity Opportunities Fund - Gr	-5.49	12.49	9.91	15.27	4	3	3	2
Edelweiss Large & Mid Cap Fund - Regular Gr	-0.97	13.50	11.90	13.94	3	2	1	3
Franklin India Equity Advantage Fund - Gr	-2.49	10.95	8.44	13.80	3	4	4	3
HDFC Large and Mid Cap Fund - Gr	4.17	14.04	10.84	11.94	1	2	2	4
HSBC Large and Mid Cap Equity Fund - Gr	-2.68	11.68	N.A.	N.A.	3	3	-	-
ICICI Prudential Large & Mid Cap Fund - Gr	10.78	14.94	11.14	13.92	1	1	2	3
IDFC Core Equity Fund - Regular Plan - Gr	-1.44	11.07	8.60	12.71	3	4	4	4
Invesco India Growth Opportunities Fund - Gr	-3.84	10.12	10.31	14.19	4	4	3	3
Kotak Equity Opportunities Fund - Gr	0.06	13.90	10.84	15.20	2	2	2	2
L&T Large and Midcap Fund - Gr	-2.88	9.05	6.12	12.82	4	4	4	3
LIC MF Large & Mid Cap Fund - Gr	2.49	13.23	10.26	N.A.	2	2	3	-
Mahindra Manulife Top 250 Nivesh Yojana - Gr	3.00	N.A.	N.A.	N.A.	1	-	-	-
Mirae Asset Emerging Bluechip Fund - Gr	-1.27	16.94	13.76	22.40	3	1	1	1
Motilal Oswal Large and Mid-Cap Fund - Gr	-4.05	N.A.	N.A.	N.A.	4	-	-	-
Navi Large & Midcap Fund - Gr	3.65	11.62	9.16	N.A.	1	3	3	-
Nippon India Vision Fund Gr	1.03	10.75	6.97	11.47	2	4	4	4
Quant Large and Mid Cap Fund - Gr	6.31	18.92	11.53	17.24	1	1	1	1
SBI Large & Midcap Fund - Gr	1.05	14.37	11.58	15.83	2	2	1	1
Sundaram Large & Midcap Fund - Gr	1.35	11.09	10.66	14.23	2	3	2	2
Tata Large & Mid Cap Fund - Gr	0.64	12.69	10.85	14.49	2	2	2	2
Union Large & Midcap Fund - Gr	1.87	N.A.	N.A.	N.A.	2	-	-	-
UTI Core Equity Fund - Gr	-1.45	12.59	8.77	12.38	3	3	3	4
<b>Average of Large &amp; Mid Cap Funds</b>	<b>-0.19</b>	<b>12.97</b>	<b>9.90</b>	<b>14.62</b>				
<b>NIFTY 100 TRI</b>	<b>1.08</b>	<b>11.60</b>	<b>11.49</b>	<b>13.36</b>				
<b>S&amp;P BSE 200 TRI</b>	<b>1.19</b>	<b>12.87</b>	<b>11.84</b>	<b>13.82</b>				
<b>Universe</b>	<b>27</b>	<b>23</b>	<b>21</b>	<b>19</b>				

## Multi Cap Fund

Scheme Name	CAGR Returns %				Quartile			
	1 Yr	3 Yr	5 Yr	10 Yr	1 Yr	3 Yr	5 Yr	10 Yr
Aditya Birla Sun Life Multi-Cap Fund - Gr	1.56	N.A.	N.A.	N.A.	3	-	-	-
Baroda BNP Paribas Multi Cap Fund - Gr Plan	3.54	14.65	10.35	12.80	2	2	3	4
ICICI Prudential Multicap Fund - Gr	0.92	10.48	9.70	14.45	3	4	4	3
Invesco India Multicap Fund - Gr	-5.35	13.48	9.29	16.85	4	3	4	2
ITI Multi Cap Fund - Gr	-13.83	5.02	N.A.	N.A.	4	4	-	-
Mahindra Manulife Multi Cap Badhat Yojana - Gr	0.46	17.71	12.27	N.A.	4	1	2	-
Nippon India Multi Cap Fund - Gr	10.61	11.13	10.58	14.00	1	3	3	4
Quant Active Fund - G	3.65	26.18	19.28	19.58	2	1	1	1
Sundaram Multi Cap Fund - Gr	4.01	14.10	10.62	16.07	1	2	2	2
<b>Average of Multi Cap Funds</b>	<b>0.62</b>	<b>14.09</b>	<b>11.73</b>	<b>15.63</b>				
<b>NIFTY 500 TRI</b>	<b>0.56</b>	<b>12.80</b>	<b>11.24</b>	<b>13.67</b>				
<b>Universe</b>	<b>9</b>	<b>8</b>	<b>7</b>	<b>6</b>				

## Flexi Cap Fund

Scheme Name	CAGR Returns %				Quartile			
	1 Yr	3 Yr	5 Yr	10 Yr	1 Yr	3 Yr	5 Yr	10 Yr
Aditya Birla Sun Life Flexi Cap Fund - Gr	-5.02	11.04	8.75	15.59	4	3	3	1
Axis Flexi Cap Fund - Gr	-5.96	10.29	N.A.	N.A.	4	3	-	-
Bank of India Flexi Cap Fund - Gr	-2.41	N.A.	N.A.	N.A.	3	-	-	-
Canara Robeco Flexi Cap Fund - Gr	-1.73	13.10	12.34	13.50	2	2	1	3
DSP Flexi Cap Fund - Reg. Plan - Gr	-8.92	11.58	10.49	13.75	4	2	2	3
Edelweiss Flexi Cap Fund - Gr	-0.68	11.16	10.88	N.A.	2	2	2	-
Franklin India Flexi Cap Fund - Gr	2.03	13.56	10.06	14.77	1	2	3	2
HDFC Flexi Cap Fund - Gr	8.13	11.06	10.94	14.04	1	2	2	2
HSBC Flexi Cap Fund - Gr	-3.69	9.89	7.34	12.64	3	3	4	3
IDBI Flexi Cap Fund - Gr	1.37	13.44	9.20	N.A.	1	2	3	-
IDFC Flexi Cap Fund - Regular Gr	-2.07	8.60	6.71	13.68	3	4	4	3
JM Flexicap Fund - Gr	4.40	14.52	10.65	15.16	1	1	2	2
Kotak Flexicap Fund - Gr	-2.93	9.06	9.26	15.30	3	4	3	1
L&T Flexicap Fund - Gr	-2.35	9.09	7.73	12.34	3	4	4	4
LIC MF Flexi Cap Fund - Gr	-4.92	7.40	7.18	9.21	4	4	4	4
Motilal Oswal Flexi Cap Fund - Gr	-10.75	3.82	4.59	N.A.	4	4	4	-
Navi Flexi Cap Fund - Gr	-0.31	9.54	N.A.	N.A.	2	3	-	-
Parag Parikh Flexi Cap Fund - Reg Gr	2.25	20.39	16.38	N.A.	1	1	1	-
PGIM India Flexi Cap Fund - Gr	-3.71	18.16	12.59	N.A.	3	1	1	-
Quant Flexi Cap Fund - Gr	0.05	26.62	15.36	16.61	1	1	1	1
SBI Flexicap Fund - Gr	-0.45	10.95	10.16	15.56	2	3	3	1
Shriram Flexi Cap Fund - Gr	-1.12	6.89	N.A.	N.A.	2	4	-	-
Tata Flexi Cap Fund - Gr	-1.59	10.26	N.A.	N.A.	2	3	-	-
Taurus Flexi Cap Fund - Gr	-3.77	5.03	4.33	9.36	4	4	4	4
Union Flexi Cap Fund - Gr	-1.07	14.27	11.32	12.09	2	1	2	4
UTI Flexi Cap Fund - Gr	-8.08	14.45	12.49	14.50	4	1	1	2
<b>Average of Flexi Cap Funds</b>	<b>-2.05</b>	<b>11.77</b>	<b>9.94</b>	<b>13.63</b>				
<b>NIFTY 500 TRI</b>	<b>0.56</b>	<b>12.80</b>	<b>11.24</b>	<b>13.67</b>				
<b>Universe</b>	<b>26</b>	<b>25</b>	<b>21</b>	<b>16</b>				

## Mid Cap Fund

Scheme Name	CAGR Returns %				Quartile			
	1 Yr	3 Yr	5 Yr	10 Yr	1 Yr	3 Yr	5 Yr	10 Yr
Aditya Birla Sun Life Midcap Fund - Gr	3.74	13.88	7.53	15.14	1	4	4	4
Axis MidCap Fund - Gr	-2.00	17.49	15.23	18.91	3	2	1	1
Baroda BNP Paribas Mid-cap Fund - Gr	-1.29	17.85	10.21	17.89	3	2	3	2
DSP Midcap Fund - Reg Gr	-9.68	12.42	8.82	16.79	4	4	4	4
Edelweiss Mid Cap Fund - Regular Gr	-0.64	19.07	12.73	19.49	3	1	1	1
Franklin India Prima Fund Gr	-7.32	10.36	7.80	17.13	4	4	4	3
HDFC Mid Cap Opportunities Fund - Gr	1.14	15.44	10.06	17.90	2	3	3	2
ICICI Prudential MidCap Fund - Gr	-0.55	15.17	10.32	17.18	3	3	3	3
IDBI Midcap Fund - Gr	-5.86	12.28	6.43	N.A.	4	4	4	-
Invesco India Midcap Fund - Gr	-1.61	16.63	12.40	18.13	3	3	2	2
ITI Mid Cap Fund - Reg Gr	-11.61	N.A.	N.A.	N.A.	4	-	-	-
Kotak Emerging Equity Fund - Gr	0.94	18.89	12.61	19.46	2	2	2	1
L&T Midcap Fund - Gr	-3.05	12.07	7.64	17.53	4	4	4	3
Mahindra Manulife Mid Cap Unnati Yojana - Gr	-2.31	17.70	N.A.	N.A.	4	2	-	-
Mirae Asset Midcap Fund - Gr	1.54	N.A.	N.A.	N.A.	2	-	-	-
Motilal Oswal Midcap 30 Fund - Gr	19.08	19.01	11.11	N.A.	1	1	2	-
Nippon India Growth Fund - Gr	5.02	17.86	12.66	15.93	1	2	1	4
PGIM India Midcap Opportunities Fund - Gr	5.20	28.78	15.39	N.A.	1	1	1	-
Quant Mid Cap Fund - Gr	6.83	26.89	17.11	14.37	1	1	1	4
SBI Magnum MidCap Fund - Gr	7.87	21.21	11.00	19.71	1	1	3	1
Sundaram Mid Cap Fund - Gr	-0.48	10.85	6.21	16.04	2	4	4	4
Tata Mid Cap Growth Fund - Gr	-0.59	15.45	11.53	17.87	3	3	2	2
Taurus Discovery (Midcap) Fund - Gr	-6.00	14.94	10.43	16.88	4	3	3	3
Union Midcap Fund - Gr	1.48	N.A.	N.A.	N.A.	2	-	-	-
UTI Mid Cap Fund - Gr	0.17	18.61	11.09	18.38	2	2	2	2
<b>Average of Mid Cap Funds</b>	<b>0.00</b>	<b>16.95</b>	<b>10.87</b>	<b>17.49</b>				
<b>NIFTY MIDCAP 100 TRI</b>	<b>-0.84</b>	<b>15.63</b>	<b>9.42</b>	<b>14.98</b>				
<b>Universe</b>	<b>25</b>	<b>22</b>	<b>21</b>	<b>18</b>				

## Small Cap Fund

Scheme Name	CAGR Returns %				Quartile			
	1 Yr	3 Yr	5 Yr	10 Yr	1 Yr	3 Yr	5 Yr	10 Yr
Aditya Birla Sun Life Small Cap Fund - Gr	-7.89	11.53	4.66	14.93	4	4	4	4
Axis Small Cap Fund - Gr	7.30	24.02	17.26	N.A.	2	2	1	-
BOI AXA Small Cap Fund - Gr	2.40	29.90	N.A.	N.A.	3	1	-	-
Canara Robeco Small Cap Fund - Gr	15.01	29.51	N.A.	N.A.	1	1	-	-
DSP Small Cap Fund - Gr	5.94	22.03	10.49	20.77	2	3	3	2
Edelweiss Small Cap Fund - Gr	3.67	25.28	N.A.	N.A.	3	2	-	-
Franklin India Smaller Companies Fund - Gr	3.07	14.63	8.25	19.42	3	4	4	2
HDFC Small Cap Fund - Gr	-2.00	15.18	12.04	17.01	4	4	3	3
HSBC Small Cap Equity Fund - Gr	-6.03	13.98	6.40	14.72	4	4	4	4
ICICI Prudential Smallcap Fund - Gr	10.45	23.61	13.37	16.36	1	2	2	3
IDBI Small Cap Fund - Gr	9.17	19.14	9.60	N.A.	1	3	3	-
IDFC Emerging Businesses Fund - Gr	-4.65	N.A.	N.A.	N.A.	4	-	-	-
Invesco India Smallcap Fund - Gr	-0.22	20.97	N.A.	N.A.	3	3	-	-
ITI Small Cap Fund - Gr	-19.06	N.A.	N.A.	N.A.	4	-	-	-
Kotak Smallcap Fund - Gr	5.08	27.36	15.31	19.61	2	1	2	2
L&T Emerging Businesses Fund - Gr	9.50	19.89	11.66	N.A.	1	3	3	-
Nippon India Small Cap Fund - Gr	8.60	25.39	16.08	23.77	1	1	2	1
Quant Small Cap Fund - Gr	-0.65	36.19	18.01	13.54	4	1	1	4
SBI Small Cap Fund - Gr	5.23	23.42	16.96	24.35	2	2	1	1
Sundaram Small Cap Fund - Gr	0.58	16.88	6.21	16.21	3	4	4	3
Tata Small Cap Fund - Gr	3.76	23.37	N.A.	N.A.	3	3	-	-
Union Small Cap Fund - Gr	4.46	25.38	12.81	N.A.	2	2	2	-
UTI Small Cap Fund - Gr	5.35	N.A.	N.A.	N.A.	2	-	-	-
<b>Average of Small Cap Funds</b>	<b>2.57</b>	<b>22.38</b>	<b>11.94</b>	<b>18.24</b>				
<b>S&amp;P BSE SMALL CAP TRI</b>	<b>-0.97</b>	<b>21.51</b>	<b>10.98</b>	<b>15.47</b>				
<b>Universe</b>	<b>23</b>	<b>20</b>	<b>15</b>	<b>11</b>				

## Focused Fund

Scheme Name	CAGR Returns %				Quartile			
	1 Yr	3 Yr	5 Yr	10 Yr	1 Yr	3 Yr	5 Yr	10 Yr
Aditya Birla Sun Life Focused Equity Fund - Gr	-0.50	10.51	9.16	13.99	3	3	3	2
Axis Focused 25 Fund - Gr	-11.39	8.46	9.75	13.82	4	4	3	2
Baroda BNP Paribas Focused Fund - Gr	1.11	10.62	N.A.	N.A.	2	3	-	-
Canara Robeco Focused Equity Fund - Gr	1.31	N.A.	N.A.	N.A.	1	1	1	1
DSP Focus Fund - Gr	-10.18	7.04	7.09	12.27	4	4	4	3
Franklin India Focused Equity Fund - Gr	2.89	12.04	10.79	17.52	1	2	2	1
HDFC Focused 30 Fund - Gr	14.20	11.49	8.31	12.05	1	3	3	4
HSBC Focused Equity Fund - Gr	-2.18	N.A.	N.A.	N.A.	4	-	-	-
ICICI Prudential Focused Equity Fund - Retail Gr	3.51	14.12	11.13	12.98	1	2	2	3
IDBI Focused 30 Equity Fund - Gr	1.57	11.09	N.A.	N.A.	1	3	-	-
IDFC Focused Equity Fund - Regular Gr	-3.98	8.67	6.78	10.26	4	4	4	4
IIFL Focused Equity Fund - Gr	-1.03	15.89	13.78	N.A.	3	1	1	-
Invesco India Focused 20 Equity Fund - Gr	-0.88	N.A.	N.A.	N.A.	3	-	-	-
JM Core 11 Fund - Reg Gr	-0.38	4.52	6.27	12.07	3	4	4	4
Kotak Focused Equity Fund - Gr	-0.01	13.62	N.A.	N.A.	2	2	-	-
L&T Focused Equity Fund - Gr	-5.61	9.66	N.A.	N.A.	4	3	-	-
Mahindra Manulife Focused Equity Yojana - Gr	3.76	N.A.	N.A.	N.A.	1	-	-	-
Mirae Asset Focused Fund - Gr	-0.54	17.25	N.A.	N.A.	3	1	-	-
Motilal Oswal Focused 25 Fund - Gr	-7.44	9.28	8.04	N.A.	4	4	4	-
Nippon India Focused Equity Fund - Gr	4.05	14.31	10.44	17.30	1	1	2	1
Quant Focused fund - Gr	0.19	15.65	11.75	17.72	2	1	1	1
SBI Focused Equity Fund - Regular Plan - Gr	-1.58	12.54	12.82	16.01	3	2	1	2
Sundaram Focused Fund - Gr	-4.29	13.70	11.32	13.58	4	2	2	3
Tata Focused Equity Fund - Gr	0.94	N.A.	N.A.	N.A.	2	-	-	-
Union Focused Fund - Gr	0.81	N.A.	N.A.	N.A.	2	-	-	-
<b>Average of Focused Funds</b>	<b>-0.63</b>	<b>11.60</b>	<b>9.82</b>	<b>14.13</b>				
<b>NIFTY 50 TRI</b>	<b>1.66</b>	<b>11.58</b>	<b>12.04</b>	<b>12.95</b>				
<b>S&amp;P BSE SENSEX TRI</b>	<b>2.22</b>	<b>11.72</b>	<b>12.72</b>	<b>13.26</b>				
<b>Universe</b>	<b>25</b>	<b>19</b>	<b>14</b>	<b>12</b>				

## Value Fund

Scheme Name	CAGR Returns %				Quartile			
	1 Yr	3 Yr	5 Yr	10 Yr	1 Yr	3 Yr	5 Yr	10 Yr
Aditya Birla Sun Life Pure Value Fund - Gr	-6.69	7.59	3.58	14.70	4	4	4	3
DSP Value Fund - Gr	-6.08	N.A.	N.A.	N.A.	4	-	-	-
HDFC Capital Builder Value Fund - Gr	0.25	9.72	8.75	13.85	2	4	3	4
ICICI Prudential Value Discovery Fund Gr	11.53	17.82	12.46	17.26	1	1	1	1
IDBI Long Term Value Fund - Gr	-0.98	10.67	N.A.	N.A.	3	3	-	-
IDFC Sterling Value Fund - Regular Gr	5.56	16.50	10.68	15.74	1	1	2	2
Indiabulls Value Fund - Gr	-1.07	9.12	3.30	N.A.	3	4	4	-
ITI Value Fund - Gr	-12.64	N.A.	N.A.	N.A.	1	1	1	1
JM Value Fund - Gr Option	-1.02	11.92	9.46	14.43	3	2	2	3
L&T India Value Fund - Gr	-0.40	11.86	8.28	17.18	3	3	3	1
Nippon India Value Fund - Gr	1.55	13.67	11.35	14.87	2	2	1	2
Quantum Long Term Equity Value Fund - Reg Gr	-2.44	8.09	7.32	N.A.	4	4	4	-
Tata Equity P/E Fund Gr	3.52	10.49	8.16	15.23	2	3	3	2
Templeton India Value Fund - Gr	5.32	14.13	9.24	13.33	1	1	2	4
Union Value Discovery Fund - Gr	2.22	12.45	N.A.	N.A.	2	2	-	-
UTI Value Opportunities Fund - Gr	-1.90	13.45	11.15	12.14	4	2	1	4
<b>Average of Value Funds</b>	<b>-0.20</b>	<b>11.96</b>	<b>8.64</b>	<b>14.87</b>				
<b>NIFTY 500 TRI</b>	<b>0.56</b>	<b>12.80</b>	<b>11.24</b>	<b>13.67</b>				
<b>Universe</b>	<b>16</b>	<b>14</b>	<b>12</b>	<b>10</b>				

## Contra Fund

Scheme Name	CAGR Returns %				Quartile			
	1 Yr	3 Yr	5 Yr	10 Yr	1 Yr	3 Yr	5 Yr	10 Yr
Invesco India Contra Fund - Gr	-1.33	12.70	11.91	16.41	3	2	3	1
Kotak India EQ Contra Fund - Gr	-0.77	12.18	12.35	13.77	2	3	2	3
SBI Contra Fund - Regular Gr	11.55	21.41	12.91	14.32	1	1	1	2
<b>Average of Contra Funds</b>	<b>3.15</b>	<b>15.43</b>	<b>12.39</b>	<b>14.83</b>				
<b>NIFTY 500 TRI</b>	<b>0.56</b>	<b>12.80</b>	<b>11.24</b>	<b>13.67</b>				
<b>Universe</b>	<b>3</b>	<b>3</b>	<b>3</b>	<b>3</b>				

## Dividend Yield Fund

Scheme Name	CAGR Returns %				Quartile			
	1 Yr	3 Yr	5 Yr	10 Yr	1 Yr	3 Yr	5 Yr	10 Yr
Aditya Birla Sun Life Dividend Yield Fund - Gr	-3.09	12.68	6.35	10.38	4	4	4	4
HDFC Dividend Yield Fund - Gr	6.47	N.A.	N.A.	N.A.	2	-	-	-
ICICI Prudential Dividend Yield Equity Fund - Gr	11.34	14.94	8.81	N.A.	1	2	4	-
IDBI Dividend Yield Fund - Gr	-1.23	14.47	N.A.	N.A.	3	2	-	-
Sundaram Dividend Yield Fund - Gr	0.33	13.85	11.54	13.35	2	3	2	2
Tata Dividend Yield Fund - Gr	-2.84	N.A.	N.A.	N.A.	4	-	-	-
Templeton India Equity Income Fund - Gr	7.68	19.41	13.69	15.25	1	1	1	1
UTI Dividend Yield Fund - Gr	-2.61	12.82	10.33	11.53	3	4	3	3
<b>Average of Dividend Yield Funds</b>	<b>2.01</b>	<b>14.70</b>	<b>10.14</b>	<b>12.63</b>				
<b>Universe</b>	<b>8</b>	<b>6</b>	<b>5</b>	<b>4</b>				

## ELSS

Scheme Name	CAGR Returns %				Quartile			
	1 Yr	3 Yr	5 Yr	10 Yr	1 Yr	3 Yr	5 Yr	10 Yr
Aditya Birla Sun Life Tax Relief 96 Fund - Gr	-7.64	5.97	6.19	13.90	4	4	4	2
Axis Long Term Equity Fund - Gr	-12.42	8.33	9.76	16.36	4	4	2	1
Bank of India Tax Advantage Fund - Regular Gr	-4.64	18.77	13.53	15.25	4	1	1	2
Baroda BNP Paribas ELSS Fund - Gr	-5.20	9.98	8.31	13.58	4	3	3	3
Canara Robeco Equity Tax Saver Fund - Gr	-1.50	15.01	13.67	14.55	3	1	1	2
DSP Tax Saver Fund - Gr	-1.20	14.18	11.64	16.41	3	1	1	1
Edelweiss Long Term Equity Fund (Tax Savings) - Gr	-0.52	10.12	8.31	12.94	2	3	3	3
Franklin India Taxshield Gr	-0.96	10.24	8.72	13.86	3	3	3	3
HDFC Tax saver - Gr	8.12	9.43	7.50	12.42	1	3	3	4
HSBC Tax Saver Equity Fund - Gr	0.12	10.02	7.25	13.37	2	3	4	3
ICICI Prudential Long Term Equity Fund - Regular Gr	2.22	11.27	10.78	14.67	1	2	2	2
IDBI Equity Advantage Fund - Gr	-0.91	9.67	6.88	N.A.	3	3	4	-
IDFC Tax Advantage (ELSS) Fund - Regular Gr	2.05	15.42	11.98	16.68	1	1	1	1
Indiabulls Tax Savings Fund - Gr	-2.04	6.87	N.A.	N.A.	3	4	-	-
Invesco India Tax Plan - Gr	-6.56	10.54	10.30	15.06	4	2	2	2
ITI Long Term Equity Fund - Gr	-13.50	N.A.	N.A.	N.A.	4	-	-	-
JM Tax Gain Fund - Gr Option	-0.81	12.31	11.15	15.51	2	2	1	1
Kotak Tax Saver - Gr	0.18	12.54	10.95	14.07	2	2	2	2
L&T Tax Advantage Fund - Gr	-5.63	8.25	6.60	12.71	4	4	4	4
LIC MF Tax Plan Gr	-1.57	9.10	9.02	12.51	3	4	3	4
Mahindra Manulife ELSS Kar Bachat Yojana - Gr	0.15	13.09	8.01	N.A.	2	2	3	-
Mirae Asset Tax Saver Fund - Gr	-0.67	15.69	13.88	N.A.	2	1	1	-
Motilal Oswal Long Term Equity Fund - Gr	-6.38	9.65	7.43	N.A.	4	3	4	-
Navi ELSS Tax Saver Fund - Gr	-2.19	7.32	6.51	N.A.	3	4	4	-
Nippon India Tax Saver Fund - Gr	2.76	7.61	3.84	12.69	1	4	4	4
Parag Parikh Tax Saver Fund - Gr	8.81	N.A.	N.A.	N.A.	1	-	-	-
PGIM India Long Term Equity Fund - Gr	3.49	13.86	10.83	N.A.	1	1	2	-
Quant Tax Plan Gr	4.98	29.02	19.01	18.91	1	1	1	1
Quantum Tax Saving Fund - Regular plan - Gr	-2.08	8.31	7.47	N.A.	3	4	4	-
SBI Long Term Equity Fund - Gr	0.33	12.31	8.79	13.22	2	2	3	3
Shriram Long Term Equity Fund - Gr	-0.34	9.61	N.A.	N.A.	2	3	-	-
Sundaram Tax Savings Fund - Gr	2.52	12.61	9.65	15.58	1	2	2	1
Tata India Tax Savings Fund Regular Plan - Gr	2.58	10.53	10.13	N.A.	1	2	2	-
Taurus Tax Shield - Gr	-1.87	9.07	9.02	11.93	3	4	3	4
Union Long Term Equity Fund - Gr	1.84	14.99	11.29	12.83	2	1	1	3
UTI Long Term Equity Fund (Tax Saving) - Gr	-2.86	13.03	9.91	12.74	4	2	2	4
<b>Average of ELSS</b>	<b>-1.15</b>	<b>11.61</b>	<b>9.63</b>	<b>14.24</b>				
<b>NIFTY 500 TRI</b>	<b>0.56</b>	<b>12.80</b>	<b>11.24</b>	<b>13.67</b>				
<b>S&amp;P BSE 200 TRI</b>	<b>1.19</b>	<b>12.87</b>	<b>11.84</b>	<b>13.82</b>				
<b>Universe</b>	<b>36</b>	<b>34</b>	<b>32</b>	<b>24</b>				



## Sectoral Fund

Scheme Name		CAGR Returns %				Quartile			
		6M	1 Yr	3 Yr	5 Yr	6M	1 Yr	3 Yr	5 Yr
Banking Funds	Aditya Birla SL Banking & Financial Services Fund - Reg Gr	-11.43	-8.40	3.04	5.38	4	4	2	4
	Baroda BNP Paribas Banking and Financial Services Fund - Gr	-7.19	-6.45	1.62	5.69	2	2	4	3
	ICICI Prudential Banking and Financial Services Fund - Gr	-7.93	-6.75	2.94	5.77	2	3	3	3
	IDBI Banking & Financial Services Fund - Gr	-10.22	-8.80	2.02	N.A.	4	4	3	-
	Invesco India Financial Services Fund - Gr	-10.79	-8.98	3.65	6.59	4	4	2	2
	LIC MF Banking & Financial Services Fund - Gr	-7.00	-5.68	1.70	1.51	1	2	4	4
	Mirae Asset Banking and Financial Services Fund - Gr	-9.14	-5.32	N.A.	N.A.	3	1	-	-
	Nippon India Banking & Financial Services Fund - Gr	-5.28	-2.76	2.73	5.46	1	1	3	3
	SBI Banking & Financial Services Fund - Gr	-7.07	-7.50	5.20	9.73	1	3	1	1
	Sundaram Financial Services Opportunities Fund - Gr	-8.38	-5.71	5.73	7.18	2	2	1	2
	Tata Banking & Financial Services Fund - Gr	-10.52	-9.34	3.45	6.59	4	4	2	2
	Taurus Banking & Financial Services Fund - Gr	-9.31	-5.61	3.69	7.58	3	1	1	1
	UTI Banking and Financial Services Fund - Gr	-8.83	-7.50	-0.09	2.45	3	3	4	4
<b>Average of Banking Funds</b>		<b>-8.70</b>	<b>-6.83</b>	<b>2.97</b>	<b>5.81</b>				
Technology Funds	Aditya Birla Sun Life Digital India Fund - Gr	-25.77	-3.62	28.04	25.39	3	4	2	3
	Franklin India Technology Fund - Gr	-24.09	-10.21	19.68	18.57	2	4	4	4
	ICICI Prudential Technology Gr	-25.87	-0.62	30.12	26.53	4	2	1	1
	SBI Technology Opportunities Fund - Regular Plan - Gr	-21.90	0.67	25.10	23.89	1	1	4	4
	Tata Digital India Fund - Gr	-25.78	-0.76	25.94	26.20	4	3	3	2
<b>Average of Technology Funds</b>		<b>-24.68</b>	<b>-2.91</b>	<b>25.78</b>	<b>24.12</b>				
Pharma Funds	Aditya Birla Sun Life Pharma & Healthcare Fund - Gr	-17.21	-13.28	N.A.	N.A.	4	3	-	-
	DSP Healthcare Fund - Gr	-18.92	-11.14	25.31	N.A.	4	2	1	-
	ICICI Pru Pharma Healthcare & Diagnostics (PH.D) Fund - Gr	-14.27	-12.13	23.05	N.A.	1	2	2	-
	IDBI Healthcare Fund - Gr	-16.09	-15.43	18.06	N.A.	2	4	4	-
	Mirae Asset Healthcare Fund - Gr	-16.59	-10.53	26.12	N.A.	3	1	1	-
	Nippon India Pharma Fund - Gr	-16.86	-14.60	22.50	15.20	3	4	2	1
	SBI Healthcare Opportunities Fund - Regular Plan - Gr	-15.43	-13.38	22.50	9.76	2	3	2	4
	Tata India Pharma & Healthcare Fund - Gr	-14.52	-10.49	21.14	12.07	1	1	3	2
UTI Healthcare Fund - Gr	-17.40	-15.22	20.83	10.65	4	4	4	3	
<b>Average of Pharma Funds</b>		<b>-16.37</b>	<b>-12.91</b>	<b>22.44</b>	<b>11.92</b>				
FMCG/ Consumption Funds	Baroda BNP Paribas India Consumption Fund - Gr	-6.57	2.62	15.47	N.A.	3	3	2	-
	ICICI Prudential Bharat Consumption Fund - Gr	1.18	14.24	13.90	N.A.	1	1	2	-
	ICICI Prudential FMCG Fund-Gr	3.43	13.79	11.98	10.38	1	2	4	4
	Mahindra Manulife Rural Bharat and Consumption Yojana - Gr	-5.30	-0.69	8.79	N.A.	3	4	4	-
	Mirae Asset Great Consumer Fund - Gr	-7.79	3.60	13.77	12.44	4	3	3	1
	Nippon India Consumption Fund - Gr	-3.25	9.43	19.31	11.44	2	2	1	2
	SBI Consumption Opportunities Fund - Regular Plan - Gr	-1.25	14.73	17.17	12.09	2	1	1	2
	Tata India Consumer Fund - Gr	-11.79	0.54	12.00	10.67	4	4	3	3
UTI India Consumer Fund - Gr	-11.79	0.58	11.85	8.58	4	4	4	4	
<b>Average of Consumption / FMCG Funds</b>		<b>-4.79</b>	<b>6.54</b>	<b>13.80</b>	<b>10.93</b>				

## Thematic - Infrastructure Fund

Scheme Name		CAGR Returns %				Quartile			
		1 Yr	3 Yr	5 Yr	10 Yr	1 Yr	3 Yr	5 Yr	10 Yr
Aditya Birla Sun Life Infrastructure Fund - Gr		-4.91	8.99	5.18	11.67	4	4	4	3
Canara Robeco Infrastructure - Gr		9.64	14.63	8.55	12.73	1	1	3	2
DSP T.I.G.E.R. Fund - Gr		5.51	11.97	9.15	12.98	2	3	3	2
Franklin Build India Fund - Gr		4.42	10.69	9.63	18.00	3	3	2	1
HDFC Infrastructure Fund - Gr		4.73	3.01	-0.10	6.79	3	4	4	4
HSBC Infrastructure Equity Fund - Gr		2.58	10.23	0.83	8.09	4	4	4	4
ICICI Prudential Infrastructure Fund - Gr		15.34	14.27	10.54	12.43	1	1	1	2
IDFC Infrastructure Fund - Regular Gr		-4.33	9.88	5.43	9.28	4	4	4	4
Invesco India Infrastructure Fund - Gr		4.86	17.30	12.48	15.17	3	1	1	1
Kotak Infrastructure and Economic Reform Fund - Gr		11.77	14.11	9.35	14.35	1	1	2	1
L&T Infrastructure Fund - Gr		5.23	10.53	7.21	13.68	2	3	3	1
LIC MF Infrastructure Fund - Gr		11.37	12.30	9.33	10.87	1	2	2	3
SBI Infrastructure Fund - Regular Plan - Gr		7.44	13.41	10.39	11.93	2	2	1	3
Sundaram Infrastructure Advantage Fund - Gr		3.63	10.90	7.76	10.14	3	3	3	4
Tata Infrastructure Fund - Gr		8.36	13.23	9.87	12.08	2	2	1	2
Taurus Infrastructure Fund - Gr		-2.38	12.04	9.70	11.72	4	2	2	3
UTI Infrastructure Fund - Gr		-1.33	7.53	6.43	10.04	4	4	4	4
<b>Average of Infrastructure Funds</b>		<b>4.82</b>	<b>11.47</b>	<b>7.75</b>	<b>11.88</b>				
<b>Universe</b>		<b>17</b>	<b>17</b>	<b>17</b>	<b>17</b>				

## Thematic - Other Fund

Scheme Name	CAGR Returns %				Quartile			
	1 Yr	3 Yr	5 Yr	10 Yr	1 Yr	3 Yr	5 Yr	10 Yr
Aditya Birla Sun Life India GenNext Fund - Gr	3.28	14.30	11.86	17.27	1	2	1	1
Aditya Birla Sun Life Manufacturing Equity Fund - Reg Gr	-9.59	11.20	6.11	N.A.	4	3	4	-
Aditya Birla Sun Life MNC Fund Gr	-8.93	5.18	5.32	14.08	4	4	4	3
Aditya Birla Sun Life PSU Equity Fund - Gr	3.09	N.A.	N.A.	N.A.	2	-	-	-
Canara Robeco Consumer Trends Fund - Regular Gr	1.84	15.03	12.81	16.28	2	2	1	1
DSP Natural Resources and New Energy Fund - Gr	-9.25	12.48	9.21	13.92	4	3	2	3
DSP Quant Fund - Gr	-6.56	12.72	N.A.	N.A.	4	3	-	-
Franklin India Opportunities Fund-Gr	-5.51	10.84	8.68	13.51	3	3	3	3
ICICI Prudential Commodities Fund - Gr	-3.78	N.A.	N.A.	N.A.	3	-	-	-
ICICI Prudential Exports and Services Fund - Gr	8.16	14.72	10.09	18.21	1	2	2	1
ICICI Prudential India Opportunities Fund - Gr	13.67	16.51	N.A.	N.A.	1	1	-	-
ICICI Prudential Manufacturing Fund - Gr	4.09	15.01	N.A.	N.A.	1	2	-	-
ICICI Prudential MNC Fund - Gr	4.30	20.27	N.A.	N.A.	1	1	-	-
Invesco India PSU Equity Fund - Gr	-2.78	9.72	5.88	9.59	3	4	4	4
Kotak Pioneer Fund - Gr	-5.58	N.A.	N.A.	N.A.	4	-	-	-
L&T Business Cycles Fund - Gr	0.33	8.88	6.45	N.A.	2	4	3	-
Nippon India Power & Infra Fund - Gr	2.23	10.71	7.25	9.83	2	4	3	4
Nippon India Quant Fund - Gr	-0.49	11.75	9.47	10.87	3	3	2	4
SBI Equity Minimum Variance Fund - Gr	0.24	13.22	N.A.	N.A.	2	3	-	-
SBI Magnum COMMA Fund - Gr	-7.99	17.27	11.32	11.35	4	1	2	4
SBI Magnum Global Fund - Gr	-1.48	15.19	10.70	16.14	3	2	2	2
SBI PSU Fund - Gr	-0.27	4.28	1.42	4.12	3	4	4	4
Sundaram Rural & Consumption Fund - Gr	0.16	9.42	6.40	14.16	2	4	3	2
Sundaram Services Fund - Gr	5.99	18.42	N.A.	N.A.	1	1	-	-
Tata Ethical Fund - Gr	0.40	17.24	12.47	14.83	2	1	1	2
Tata Quant Fund - Gr	-12.43	N.A.	N.A.	N.A.	4	-	-	-
Tata Resources & Energy Fund - Gr	-6.30	19.70	11.93	N.A.	4	1	1	-
Taurus Ethical Fund - Gr	-3.63	14.37	12.13	13.52	3	2	1	3
UTI MNC Fund - Gr	0.24	9.92	7.97	14.22	2	4	3	2
UTI Transportation and Logistics Fund- Gr	11.21	14.56	4.50	16.99	1	2	4	1
<b>Average of Thematic Funds</b>	<b>-0.84</b>	<b>13.19</b>	<b>8.60</b>	<b>13.46</b>				
<b>Universe</b>	<b>30</b>	<b>26</b>	<b>20</b>	<b>17</b>				

## Thematic - ESG Fund

Scheme Name	CAGR Returns				Quartile			
	6 M	1 Yr	3 Yr	5 Yr	6 M	1 Yr	3 Yr	5 Yr
Aditya Birla Sun Life ESG Fund - Gr	-23.68	-6.21	N.A.	N.A.	4	3	-	-
Axis ESG Equity Fund - Gr	-19.99	-9.17	N.A.	N.A.	4	4	-	-
ICICI Prudential ESG Fund - Gr	-13.88	-8.10	N.A.	N.A.	2	3	-	-
Invesco India ESG Equity Fund - Gr	-19.13	-4.09	N.A.	N.A.	3	2	-	-
Kotak ESG Opportunities Fund - Gr	-15.80	-9.21	N.A.	N.A.	3	4	-	-
Quantum India ESG Equity Fund - Gr	-13.76	-4.99	N.A.	N.A.	2	2	-	-
SBI Magnum Equity ESG Fund - Gr	-12.94	-0.69	10.59	10.55	1	1	4	4
<b>Average of ESG Funds</b>	<b>-17.03</b>	<b>-6.07</b>	<b>10.59</b>	<b>10.55</b>				
<b>Universe</b>	<b>7</b>	<b>7</b>	<b>1</b>	<b>1</b>				

## Thematic - International Fund

Scheme Name	CAGR Returns %				Quartile			
	1 Yr	2 Yr	3 Yr	5 Yr	1 Yr	2 Yr	3 Yr	5 Yr
Aditya Birla Sun Life CEF - Global Agri Plan - Gr	12.05	32.55	14.11	10.81	1	1	2	2
Aditya Birla Sun Life International Equity Fund A - Gr	-9.39	8.94	9.24	10.52	2	2	3	3
Franklin Asian Equity Fund - Gr	-21.22	2.58	4.41	5.19	4	4	4	4
ICICI Prudential US Bluechip Equity Fund - Gr	-10.81	10.54	14.12	13.67	2	2	1	1
Nippon India Japan Equity Fund - Gr	-19.33	-0.52	2.95	4.19	4	4	4	4
Nippon India Us Equity Opportunities Fund - Gr	-15.59	6.89	10.34	13.20	3	3	2	2
<b>Average of Thematic International Funds</b>	<b>-10.72</b>	<b>10.16</b>	<b>9.20</b>	<b>9.60</b>				
<b>Universe</b>	<b>6</b>	<b>6</b>	<b>6</b>	<b>6</b>				

## FoF - International Fund

Scheme Name	CAGR Returns %				Quartile			
	1 Yr	2 Yr	3 Yr	5 Yr	1 Yr	2 Yr	3 Yr	5 Yr
Aditya Birla Sun Life Global Emerging Opportunities Fund - Gr	-11.20	11.05	13.34	9.85	2	1	1	2
Aditya Birla Sun Life Global Excellence Equity Fund of Fund - Gr	-15.50	5.17	0.08	2.37	2	3	4	4
DSP Global Allocation Fund - Gr	-12.27	4.42	7.78	6.66	2	3	2	2
DSP US Flexible Equity Fund - Gr	-7.27	14.75	15.06	13.42	1	1	1	1
DSP World Agriculture Fund - Gr	-21.09	4.05	5.85	5.64	4	3	3	3
DSP World Energy Fund - Gr	-17.51	9.79	1.62	3.07	3	2	4	4
DSP World Gold Fund - Gr	-18.19	-12.72	4.07	3.84	3	4	3	3
DSP World Mining Fund - Regular Gr	-7.18	20.94	16.40	15.38	1	1	1	1
Edelweiss ASEAN Equity Off-shore - Gr	-4.14	6.86	0.80	4.19	1	2	4	3
Edelweiss Emerging Markets Opportunities Equity Offshore Fund - Gr	-27.66	-0.76	1.44	4.52	4	4	4	3
Edelweiss Europe Dynamic Equity Offshore Fund - Gr	-16.77	7.26	5.87	3.79	3	2	3	4
Edelweiss Greater China Equity Off-shore Fund - Reg Gr	-30.83	0.89	13.48	11.76	4	4	1	1
Edelweiss US Value Equity Off-shore Fund- Reg Gr	-2.49	17.55	12.03	10.22	1	1	1	1
Franklin India Feeder - Franklin European Growth Fund - Gr	-13.41	3.66	-3.33	-2.39	2	3	4	4
Franklin India Feeder - Franklin U.S. Opportunities Fund - Gr	-27.99	-1.17	8.98	13.00	4	4	2	1
HSBC Asia Pacific Div Yield Fund - Gr	-12.06	7.65	5.82	6.93	2	2	3	2
HSBC Brazil Fund - Gr	-28.62	-3.65	-13.33	-2.03	4	4	4	4
HSBC Global Emerging Markets Fund - Gr	-18.96	6.50	6.97	6.21	3	2	2	3
ICICI Prudential Global Stable Equity Fund - Gr (FOF)	-1.67	12.34	9.95	8.24	1	1	1	2
Invesco India Feeder - Invesco Global Equity Income Fund - Gr	-7.96	12.86	8.37	7.00	1	1	2	2
Invesco India Feeder - Invesco Pan European Equity Fund - Reg Gr	-12.30	9.40	4.02	2.46	2	2	3	4
Kotak Global Emerging Market Fund - Gr	-20.96	5.54	6.78	6.41	3	3	3	3
PGIM India Emerging Markets Equity Fund - Gr	-39.85	-7.13	-2.01	-0.44	4	4	4	4
PGIM India Global Equity Opportunities Fund - Gr	-33.34	-2.85	9.58	12.27	4	4	2	1
Sundaram Global Brand Fund - Gr	-17.39	5.88	7.56	6.54	3	3	2	2
<b>Average of FoF International Funds</b>	<b>-17.06</b>	<b>5.53</b>	<b>5.89</b>	<b>6.36</b>				
<b>Universe</b>	<b>25</b>	<b>25</b>	<b>25</b>	<b>25</b>				

Scheme Name	CAGR Returns %				Quartile			
	6 M	1 Yr	2 Yr	3 Yr	6 M	1 Yr	2 Yr	3 Yr
Aditya Birla Sun Life Nifty 50 Index - Gr	-8.65	1.00	24.29	10.75	2	2	3	2
Axis Nifty 100 Index Fund - Gr	-9.28	0.07	23.18	N.A.	3	3	4	-
DSP Nifty 50 Equal Weight Index Fund - Gr	-8.40	0.89	29.91	11.90	1	2	1	1
DSP Nifty 50 Index Fund - Gr	-8.54	1.22	24.66	10.81	1	1	2	2
DSP Nifty Next 50 Index Fund - Gr	-13.15	-4.60	19.26	10.11	3	3	4	4
Franklin India NSE Nifty 50 Index Fund - Gr	-8.62	0.92	24.22	10.39	2	2	3	3
HDFC Index Fund - NIFTY 50 Plan	-8.56	1.17	24.75	10.90	2	1	1	2
HDFC NIFTY50 Equal Weight Index Fund - Gr	-8.51	N.A.	N.A.	N.A.	1	-	-	-
ICICI Prudential Nifty 50 Index Fund - Gr	-8.59	1.18	24.61	10.90	2	1	2	2
ICICI Prudential Nifty Next 50 Index Fund - Gr	-13.34	-4.90	18.97	9.98	4	4	4	4
IDBI Nifty Index Fund - Gr	-8.69	0.81	23.74	10.15	2	2	3	4
IDBI Nifty Junior Index Fund - Gr	-13.22	-4.79	18.50	9.85	4	4	4	4
IDFC Nifty 50 Index Fund - Regular Gr	-8.37	1.19	24.60	11.16	1	1	2	1
Kotak Nifty 50 Index Fund - Gr	-8.51	1.03	N.A.	N.A.	1	2	-	-
Kotak Nifty Next 50 Index Fund - Gr	-13.17	-4.68	N.A.	N.A.	3	4	-	-
L&T Nifty 50 Index Fund - Gr	-8.59	1.09	24.39	N.A.	2	1	2	-
L&T Nifty Next 50 Index Fund - Gr	-13.36	-5.01	18.96	N.A.	4	4	4	-
LIC MF Nifty 50 Index Fund - Gr	-8.85	0.54	23.74	10.30	3	2	3	3
Motilal Oswal Nifty 50 Index Fund - Gr	-8.62	0.92	24.31	N.A.	2	2	2	-

## Nifty Based Index Funds

Scheme Name	CAGR Returns %				Quartile			
	6 M	1 Yr	2 Yr	3 Yr	6 M	1 Yr	2 Yr	3 Yr
Motilal Oswal Nifty 500 Index Fund	-10.56	-0.56	25.35	N.A.	3	3	1	-
Motilal Oswal Nifty Bank Index Fund	-5.85	-4.25	23.97	N.A.	1	3	3	-
Motilal Oswal Nifty Midcap 150 Index Fund	-13.01	-1.47	32.62	N.A.	3	3	1	-
Motilal Oswal Nifty Next 50 Index Fund - Gr	-13.47	-5.16	18.05	N.A.	4	4	4	-
Motilal Oswal Nifty Smallcap 250 Index Fund	-18.02	-4.90	39.44	N.A.	4	4	1	-
Nippon India Index Fund - Nifty 50 Plan - Gr	-8.89	0.45	23.77	10.11	3	2	3	4
Nippon India Nifty 50 Value 20 Index Fund - Gr	-11.04	1.80	N.A.	N.A.	3	1	-	-
Nippon India Nifty Midcap 150 Index Fund - Gr	-13.17	-1.56	N.A.	N.A.	3	3	-	-
Nippon India Nifty Smallcap 250 Index Fund - Gr	-18.16	-4.88	N.A.	N.A.	4	4	-	-
SBI Nifty Index Fund - Gr	-8.60	1.05	24.53	10.54	2	2	2	3
Sundaram NIFTY 100 Equal Weight Fund - Gr	-10.91	-2.67	24.22	11.00	3	3	3	2
Tata Nifty 50 Index Fund - Regular Plan	-8.54	1.13	24.33	10.69	1	1	2	3
Taurus Nifty Index Fund - Gr	-8.49	0.29	24.69	11.21	1	3	1	1
UTI Nifty 50 Index Fund - Gr	-8.50	1.31	24.99	11.16	1	1	1	1
UTI Nifty Next 50 Index Fund - Gr	-13.34	-4.90	19.05	10.32	4	4	4	3
UTI Nifty200 Momentum 30 Index Fund - Gr	-21.01	-8.27	N.A.	N.A.	4	4	-	-
<b>Average of Nifty Index Funds</b>	<b>-10.82</b>	<b>-1.31</b>	<b>24.18</b>	<b>10.64</b>				
<b>NIFTY 50 TRI</b>	<b>-8.35</b>	<b>1.66</b>	<b>25.36</b>	<b>11.58</b>				
<b>Universe</b>	<b>35</b>	<b>34</b>	<b>28</b>	<b>19</b>				

## Sensex Based Index Funds

Scheme Name	CAGR Returns %				Quartile			
	6 M	1 Yr	2 Yr	3 Yr	6 M	1 Yr	2 Yr	3 Yr
HDFC Index S&P BSE Sensex Fund	-8.45	1.76	24.22	11.07	1	1	1	1
ICICI Prudential S&P BSE Sensex Index Fund - Gr	-8.44	1.77	24.05	11.31	2	2	2	2
LIC MF S&P BSE Sensex Index Fund Gr	-8.83	1.16	23.29	10.60	3	3	3	3
Nippon India Index Fund - S&P BSE Sensex Plan - Gr	-8.49	1.71	23.97	10.97	4	4	4	4
Tata S&P BSE Sensex Index Fund - Regular Plan	-8.43	1.46	23.13	10.52	5	5	5	5
<b>Average of Sensex Index Funds</b>	<b>-8.53</b>	<b>1.572</b>	<b>23.73</b>	<b>10.89</b>				
<b>S&amp;P BSE SENSEX TRI</b>	<b>-0.62</b>	<b>19.50</b>	<b>42.45</b>	<b>16.11</b>				
<b>Universe</b>	<b>5</b>	<b>5</b>	<b>5</b>	<b>5</b>				

## Aggressive Hybrid Fund

Scheme Name	CAGR Returns %				Quartile			
	1 Yr	3 Yr	5 Yr	10 Yr	1 Yr	3 Yr	5 Yr	10 Yr
Aditya Birla Sun Life Equity Hybrid 95 Fund - Gr	-1.18	8.66	6.69	12.31	3	3	4	3
Axis Equity Hybrid Fund - Gr	-2.07	9.68	N.A.	N.A.	3	3	-	-
Bank of India Mid & Small Cap Equity & Debt Fund - Gr	-2.58	18.91	10.93	N.A.	4	1	1	-
Baroda BNP Paribas Aggressive Hybrid Fund - Gr	-1.84	12.22	10.63	N.A.	3	1	1	-
Canara Robeco Equity Hybrid Fund - Gr	-0.98	11.51	10.40	13.30	3	2	1	1
DSP Equity & Bond Fund - Gr	-5.83	10.18	8.75	12.43	4	2	2	3
Edelweiss Aggressive Hybrid Fund - Regular Plan - Gr	3.42	11.77	10.11	11.13	1	1	1	1
Franklin India Equity Hybrid Fund - Gr	-2.13	9.82	8.48	12.68	3	3	2	2
HDFC Hybrid Equity Fund - Gr	1.99	10.80	8.01	11.12	1	2	3	4
HSBC Equity Hybrid Fund - Gr	-3.09	9.27	N.A.	N.A.	4	3	-	-
ICICI Prudential Equity & Debt Fund - Regular Gr	15.21	16.14	12.75	16.03	1	1	1	1
IDBI Hybrid Equity Fund - Gr	-1.78	8.72	5.21	N.A.	3	3	4	-
IDFC Hybrid Equity Fund - Regular Plan - Gr	-0.89	10.15	7.18	N.A.	3	2	3	-
Indiabulls Equity Hybrid Fund - Gr	-0.29	7.64	N.A.	N.A.	2	4	-	-
Invesco India Equity And Bond Fund - Gr	-3.11	7.43	N.A.	N.A.	4	4	-	-
JM Equity Hybrid Fund - Gr	-0.25	14.13	8.26	11.25	2	1	3	3
Kotak Equity Hybrid Fund - Gr	2.45	13.64	10.16	N.A.	1	1	2	-
L&T Hybrid Equity Fund - Gr	-4.09	7.29	6.00	12.62	4	4	4	2
LIC MF Equity Hybrid Fund - Gr	-3.91	6.22	6.36	8.71	1	1	1	1
Mahindra Manulife Hybrid Equity Nivesh Yojana - Gr	1.36	N.A.	N.A.	N.A.	2	-	-	-
Mirae Asset Hybrid - Equity Fund - Gr	-0.44	10.31	10.18	N.A.	2	2	2	-
Motilal Oswal Equity Hybrid Fund - Gr	-2.88	9.06	N.A.	N.A.	4	3	-	-
Navi Equity Hybrid Fund - Gr	0.94	7.34	N.A.	N.A.	2	4	-	-
Nippon India Equity Hybrid Fund - Gr	-0.40	4.43	4.18	10.63	2	4	4	4
PGIM India Hybrid Equity Fund - Gr	-8.32	6.83	5.55	9.93	4	4	4	4
Quant Absolute Fund - Gr	6.86	23.61	16.64	16.18	1	1	1	1
SBI Equity Hybrid Fund - Gr	1.45	10.84	10.55	14.71	2	2	1	1
Shriram Hybrid Equity Fund - Regular Gr	-0.39	7.82	7.35	N.A.	1	1	1	1
Sundaram Aggressive Hybrid Fund - Gr	2.11	10.48	9.09	13.30	1	2	2	1
Tata Hybrid Equity Fund - Regular Plan - Gr	3.25	9.61	7.76	12.73	1	3	3	2
Union Hybrid Equity Fund - Gr	-0.95	N.A.	N.A.	N.A.	3	-	-	-
UTI Hybrid Equity Fund - Gr	3.13	11.46	8.14	11.65	1	2	3	3
<b>Average of Aggressive Hybrid Funds</b>	<b>-0.16</b>	<b>10.53</b>	<b>8.72</b>	<b>12.39</b>				
<b>Universe</b>	<b>32</b>	<b>30</b>	<b>24</b>	<b>17</b>				

## Dynamic Asset Allocation / Balanced Advantage

Scheme Name	CAGR Returns %				Quartile			
	1 Yr	2 Yr	3 Yr	5 Yr	1 Yr	2 Yr	3 Yr	5 Yr
Aditya Birla Sun Life Balanced Advantage Fund - Gr	-0.19	14.82	9.01	7.30	3	2	2	2
Axis Balanced Advantage Fund - Gr	0.60	10.69	6.59	N.A.	2	3	4	-
Bank of India Balanced Advantage Fund - Gr	7.07	10.07	7.32	3.64	1	3	3	4
Baroda BNP Paribas Balanced Advantage Fund - Gr	-0.55	15.45	11.74	N.A.	4	2	1	-
DSP Dynamic Asset Allocation Fund - Gr	-3.08	7.95	6.91	6.30	4	4	3	3
Edelweiss Balanced Advantage Fund - Gr	0.69	17.01	12.16	9.94	2	1	1	1
HDFC Balanced Advantage Fund Gr	8.34	28.03	10.50	10.89	1	1	1	1
ICICI Prudential Balanced Advantage Fund - Regular Gr	5.79	17.73	10.66	9.55	1	1	1	1
IDFC Balanced Advantage Fund Regular Plan - Gr	-2.46	9.69	7.27	7.20	4	3	3	2
Invesco India Dynamic Equity Fund - Gr	-2.05	10.71	5.54	6.12	4	3	4	3
ITI Balanced Advantage Fund - Gr	-0.31	8.81	N.A.	N.A.	3	4	-	-
Kotak Balanced Advantage Fund - Gr	0.58	12.99	9.17	N.A.	2	2	2	-
L&T Balanced Advantage Fund - Gr	-0.20	8.33	6.55	6.45	3	4	4	3
Motilal Oswal Dynamic Fund - Gr	-6.40	4.97	3.90	4.47	4	4	4	4
Nippon India Balanced Advantage Fund - Gr	1.45	15.86	8.23	7.76	2	1	3	2
Shriram Balanced Advantage Fund - Gr	1.24	10.78	N.A.	N.A.	2	3	-	-
Sundaram Balanced Advantage Fund - Gr	-0.21	7.97	5.50	4.72	3	4	4	4
Tata Balanced Advantage Fund - Gr	2.74	14.99	10.04	N.A.	1	2	2	-
Union Balanced Advantage Fund - Gr	-0.07	13.42	9.99	N.A.	3	2	2	-
<b>Average of DAA Funds</b>	<b>0.68</b>	<b>12.65</b>	<b>8.30</b>	<b>7.03</b>				
<b>Universe</b>	<b>19</b>	<b>19</b>	<b>17</b>	<b>12</b>				

## Equity Savings Fund

Scheme Name	CAGR Returns %				Quartile			
	6 M	1 Yr	2 Yr	3 Yr	6 M	1 Yr	2 Yr	3 Yr
Aditya Birla Sun Life Equity Savings Fund - Gr	-6.89	-2.10	10.47	6.34	4	4	3	4
Axis Equity Saver Fund - Gr	-6.36	0.63	11.18	6.99	4	4	3	3
Baroda Equity Savings Fund - Gr	-3.53	0.46	5.87	N.A.	3	4	4	-
DSP Equity Savings Fund - Gr	-1.23	2.04	12.90	7.28	1	2	2	2
Edelweiss Equity Savings Fund - Regular - Gr	-2.69	1.64	10.22	8.14	3	3	4	2
Franklin India Equity Savings Fund - Gr	-3.21	1.52	12.26	6.22	3	3	2	4
HDFC Equity Savings Fund - Gr	-1.62	2.73	14.92	7.89	2	2	1	2
ICICI Prudential Equity Savings Fund - Gr	2.85	6.38	11.92	7.16	1	1	2	3
IDBI Equity Savings Fund - Gr	-3.44	0.84	10.25	6.79	3	4	4	3
IDFC Equity Savings Fund - Regular Gr	-1.85	2.39	9.21	6.15	2	2	4	4
Invesco India Equity Savings Fund - Gr	-6.23	-1.80	6.44	5.00	4	4	4	4
Kotak Equity Savings Fund - Gr	0.04	5.65	11.70	8.44	1	1	3	1
L&T Equity Savings Fund - Gr	-2.44	3.12	15.85	8.33	2	2	1	1
Mirae Asset Equity Savings Fund - Gr	-3.85	1.84	14.62	10.05	4	3	1	1
Nippon India Equity Savings Fund - Gr	-1.72	0.90	10.56	-1.39	2	3	3	4
PGIM India Equity Savings Fund - Gr	-0.67	3.67	11.91	6.87	1	1	2	3
SBI Equity Savings Fund - Gr	-4.01	1.07	13.05	8.24	4	3	2	2
Sundaram Equity Savings Fund - Gr	-2.67	4.89	15.67	10.33	3	1	1	1
Tata Equity Savings Fund - Regular Plan - Gr	-1.87	3.14	10.77	6.65	2	2	3	3
Union Equity Savings Fund - Gr	-3.76	0.47	8.57	6.43	4	4	4	4
UTI Equity Savings Fund - Gr	-1.30	3.59	13.17	7.94	1	1	1	2
<b>Average of Equity Savings Funds</b>	<b>-2.69</b>	<b>2.05</b>	<b>11.50</b>	<b>6.99</b>				
<b>Universe</b>	<b>21</b>	<b>21</b>	<b>21</b>	<b>20</b>				

## Child Fund

Scheme Name	CAGR Returns				Quartile			
	1 Yr	3 Yr	5 Yr	10 Yr	1 Yr	3 Yr	5 Yr	10 Yr
Aditya Birla Sun Life Bal Bhavishya Yojna - Wealth Plan - Gr	-7.62	5.23	N.A.	N.A.	4	4	-	-
Axis Childrens Gift Fund - Gr(Compulsory Lock-in)	-2.02	9.59	9.31	N.A.	3	3	2	-
HDFC Childrens Gift Fund	1.80	12.51	10.56	14.47	2	2	1	1
ICICI Prudential Child Care Plan-Gift Plan	2.72	8.10	7.84	12.42	2	4	3	2
LIC MF Childrens Gift Fund - Gr	-3.11	7.35	4.86	8.48	4	4	4	4
SBI Magnum Children Benefit Fund-Savings Plan	6.30	10.17	8.85	11.54	1	2	2	3
Tata Young Citizen Fund (after 7 years)	-1.74	13.03	8.23	10.37	3	1	3	3
UTI CCF - Investment Plan - Gr	-3.50	12.84	9.69	12.71	4	1	1	2
UTI CCF - Savings Plan - Gr	3.27	8.55	6.14	10.05	1	3	4	4
<b>Average of Child Funds</b>	<b>-0.43</b>	<b>9.71</b>	<b>8.19</b>	<b>11.43</b>				
<b>Universe</b>	<b>9</b>	<b>9</b>	<b>8</b>	<b>7</b>				

## ETF Funds

Scheme Name	CAGR Returns				Quartile			
	6 M	1 Yr	3 Yr	5 Yr	6 M	1 Yr	3 Yr	5 Yr
Axis NIFTY 50 ETF - Gr	-8.36	1.62	N.A.	N.A.	2	2	-	-
Axis NIFTY Bank ETF - Gr	-5.40	-3.39	N.A.	N.A.	1	4	-	-
Edelweiss ETF - Nifty Bank - Gr	-5.30	-3.24	2.51	7.75	1	3	4	4
HDFC NIFTY Bank ETF - Gr	-5.35	-3.41	N.A.	N.A.	1	4	-	-
ICICI Prudential Nifty 100 ETF - Gr	-9.08	0.62	11.12	11.01	3	2	3	3
ICICI Prudential Nifty 100 Low Volatility 30 ETF - IDCW	-8.49	-0.78	12.79	N.A.	3	3	1	-
ICICI Prudential Nifty 50 ETF - Gr	-8.35	1.63	11.44	11.90	2	1	2	2
ICICI Prudential Nifty Alpha Low- Volatility 30 ETF - Gr	-15.69	-4.26	N.A.	N.A.	4	4	-	-
ICICI Prudential Nifty Bank ETF - Gr	-5.34	-3.39	N.A.	N.A.	1	4	-	-
ICICI Prudential Nifty IT ETF	-27.45	-2.87	N.A.	N.A.	4	3	-	-
ICICI Prudential Nifty Midcap 150 ETF - Gr	-12.78	-0.72	N.A.	N.A.	4	3	-	-
ICICI Prudential Nifty Next 50 ETF	-12.99	-4.18	11.00	N.A.	4	4	3	-
ICICI Prudential Nifty Private Bank ETF - Gr	-7.12	-8.28	N.A.	N.A.	2	4	-	-
ICICI Prudential Nifty50 Value 20 ETF - Gr	-10.66	2.67	15.58	16.38	3	1	1	1
ICICI Prudential S&P BSE Midcap Select ETF	-12.25	-2.74	11.34	7.24	4	3	2	4
ICICI Prudential S&P BSE Sensex ETF - Gr	-8.24	2.20	11.65	12.58	2	1	1	1
IDFC Nifty 50 ETF	-8.44	1.40	11.25	11.77	3	2	3	2
IDFC S&P BSE Sensex ETF	-8.50	1.64	11.26	12.34	3	1	3	1
Indiabulls Nifty 50 ETF - Gr	-8.36	1.46	11.71	N.A.	2	2	1	-
Invesco India Nifty 50 ETF - Gr	-8.37	1.57	11.37	11.85	3	2	2	2
Kotak Nifty 50 ETF	-8.38	1.54	11.31	N.A.	3	2	3	-
Kotak Nifty 50 Value 20 ETF - IDCW	-10.63	2.66	15.46	16.48	3	1	1	1
Kotak Nifty Bank ETF	-5.36	-3.44	2.12	7.44	1	4	4	4
Kotak Nifty PSU Bank ETF	-2.07	-1.89	-8.67	-6.12	1	3	4	4
Kotak S&P BSE Sensex ETF	-8.36	1.96	11.38	12.39	2	1	2	1
LIC MF Nifty 100 ETF - Gr	-8.97	0.86	11.23	11.15	3	2	3	3
LIC MF Nifty 50 ETF - Gr	-8.39	1.57	11.45	11.89	3	2	2	2
LIC MF S&P BSE Sensex ETF - Gr	-8.30	2.06	11.57	12.63	2	1	2	1
Mirae Asset Nifty 100 ESG Sector Leaders ETF - Gr	-10.69	-1.09	N.A.	N.A.	4	3	-	-
Mirae Asset Nifty 50 ETF - Gr	-8.36	1.60	11.46	N.A.	2	2	2	-
Mirae Asset Nifty Next 50 ETF - Gr	-12.94	-4.09	N.A.	N.A.	4	4	-	-
Motilal Oswal Nifty 50 ETF - Gr	-8.27	1.62	11.26	11.53	2	2	3	2
Motilal Oswal Nifty Midcap 100 ETF	-12.65	-0.87	15.24	8.77	4	3	1	3
Nippon India CPSE ETF FFO - Gr	11.20	26.32	5.01	4.92	1	1	4	4
Nippon India ETF Hang Seng BeES	-0.03	-18.47	N.A.	N.A.	1	4	-	-
Nippon India ETF Nifty 100	-9.10	0.56	10.64	10.45	3	3	4	3
Nippon India ETF Nifty 50 BeES	-8.35	1.63	N.A.	N.A.	2	1	-	-
Nippon India ETF Nifty 50 Shariah BeES	-16.41	-5.88	14.94	11.80	4	4	1	2
Nippon India ETF Nifty 50 Value 20	-10.72	2.41	N.A.	N.A.	4	1	-	-
Nippon India ETF Nifty Bank BeES	-5.36	-3.43	N.A.	N.A.	1	4	-	-
Nippon India ETF Nifty Dividend Opportunities 50	-8.61	2.66	10.74	10.07	3	1	4	3
Nippon India ETF Nifty India Consumption	-4.31	6.84	13.11	10.06	1	1	1	3
Nippon India ETF Nifty Infrastructure BeES	-6.69	6.84	11.48	8.12	1	1	2	4
Nippon India ETF Nifty IT - Gr	-27.45	-2.88	N.A.	N.A.	4	3	-	-
Nippon India ETF Nifty Midcap 150 - Gr	-12.76	-0.69	17.24	N.A.	4	3	1	-
Nippon India ETF Nifty Next 50 Junior BeES	-13.05	-4.27	10.98	7.65	4	4	3	4
Nippon India ETF Nifty PSU Bank BeES	-2.04	-1.81	N.A.	N.A.	1	3	-	-
Nippon India ETF S&P BSE Sensex	-8.26	2.14	11.58	12.60	2	1	2	1
Nippon India ETF S&P BSE Sensex Next 50 - Gr	-9.05	-0.79	N.A.	N.A.	3	3	-	-
Quantum Nifty 50 ETF	-8.36	1.59	11.34	10.14	2	2	2	3
SBI Nifty 200 Quality 30 ETF - Gr	-12.91	-1.07	12.75	N.A.	4	3	1	-
SBI Nifty 50 ETF - Gr	-8.36	1.60	10.43	11.06	2	2	4	3
SBI Nifty Bank ETF	-5.37	-3.44	2.18	7.21	1	4	4	4
SBI Nifty IT ETF	-27.48	-2.91	N.A.	N.A.	4	3	-	-
SBI Nifty Next 50 ETF - Gr	-13.06	-4.27	10.94	7.12	4	4	3	4
SBI Nifty Private Bank ETF	-7.03	-8.25	N.A.	N.A.	1	4	-	-
SBI S&P BSE 100 ETF	-8.47	1.27	11.58	10.81	3	2	2	3
SBI S&P BSE Sensex ETF - Gr	-8.27	2.15	10.68	11.67	2	1	4	2
SBI S&P BSE Sensex Next 50 ETF	-9.02	-0.62	10.77	N.A.	3	3	3	-
Tata Nifty 50 ETF	-8.31	1.58	11.53	N.A.	2	2	2	-
Tata Nifty Private Bank ETF	-7.05	-8.06	N.A.	N.A.	1	4	-	-
UTI Nifty 50 ETF - Gr	-8.36	1.61	10.45	11.33	2	2	4	2
UTI S&P BSE Sensex ETF - Gr	-8.27	2.17	10.69	12.07	2	1	4	1
<b>Average of ETF</b>	<b>-9.23</b>	<b>-0.40</b>	<b>10.60</b>	<b>10.18</b>				
<b>Universe</b>	<b>63</b>	<b>63</b>	<b>43</b>	<b>34</b>				

## Arbitrage Fund

Scheme Name	Annualized Returns				Quartile			
	6 M	1 Yr	2 Yr	3 Yr	6 M	1 Yr	2 Yr	3 Yr
Aditya Birla Sun Life Arbitrage Fund - Gr	3.75	3.49	3.50	4.24	2	2	2	2
Axis Arbitrage Fund - Regular Gr	4.24	4.02	3.58	4.31	1	1	1	2
Bank of India Arbitrage Fund - Gr	2.70	2.28	2.30	2.99	4	4	4	4
Baroda BNP Paribas Arbitrage Fund - Regular Plan Gr	3.39	3.30	3.42	4.27	4	3	3	2
DSP Arbitrage Fund - Gr	3.56	3.36	3.28	4.04	3	3	3	3
Edelweiss Arbitrage Fund - Gr	4.14	3.80	3.62	4.43	1	1	1	1
HDFC Arbitrage Fund - Wholesale Gr	3.78	3.42	3.43	4.02	2	2	3	3
ICICI Prudential Equity - Arbitrage Fund - Regular Gr	3.69	3.57	3.55	4.25	2	2	2	2
IDFC Arbitrage Fund - Regular Plan - Gr	3.60	3.38	3.34	3.98	3	2	3	4
Indiabulls Arbitrage Fund - Gr	2.16	2.17	2.09	3.09	4	4	4	4
Invesco India Arbitrage Fund - Gr	4.88	3.98	3.63	4.37	1	1	1	1
ITI Arbitrage Fund - Gr	2.47	2.23	2.31	N.A.	4	4	4	-
JM Arbitrage Fund - Gr	3.51	3.05	2.66	3.12	3	4	4	4
Kotak Equity Arbitrage Fund - Gr	4.29	3.89	3.77	4.42	1	1	1	1
L&T Arbitrage Opportunities Fund - Gr	3.52	3.30	3.52	4.34	3	3	2	1
LIC MF Arbitrage Fund - Gr	3.93	3.45	3.09	3.82	1	2	4	4
Mahindra Manulife Arbitrage Yojana - Gr	3.10	2.72	N.A.	N.A.	4	4	-	-
Mirae Asset Arbitrage Fund - Gr	3.62	3.36	3.38	N.A.	2	3	3	-
Nippon India Arbitrage Fund - Gr	3.79	3.64	3.56	4.28	2	1	2	2
PGIM India Arbitrage Fund - Gr	3.42	3.38	3.44	4.00	3	2	2	3
SBI Arbitrage Opportunities Fund - Gr	4.25	4.07	3.60	4.12	1	1	1	3
Sundaram Arbitrage Fund - Gr	3.09	2.40	2.22	2.60	4	4	4	4
Tata Arbitrage Fund - Gr	3.51	3.36	3.54	4.44	3	3	2	1
Union Arbitrage Fund - Gr	2.97	3.33	3.23	4.11	4	3	3	3
UTI Arbitrage Fund - Gr	3.74	3.55	3.59	4.32	2	2	1	2
<b>Average of Arbitrage Fund</b>	<b>3.56</b>	<b>3.30</b>	<b>3.24</b>	<b>3.98</b>				
<b>Universe</b>	<b>25</b>	<b>25</b>	<b>24</b>	<b>22</b>				

## Conservative Hybrid Fund

Scheme Name	Annualized Returns				Quartile			
	6 M	1 Yr	2 Yr	3 Yr	6 M	1 Yr	2 Yr	3 Yr
Aditya Birla Sun Life Regular Savings Fund - Gr	-1.49	4.40	14.19	7.87	1	2	1	2
Axis Regular Saver Fund - Gr	-9.22	1.01	8.30	7.71	4	3	3	2
Bank of India Conservative Hybrid Fund - Regular - Gr	31.99	20.81	18.06	12.86	1	1	1	1
Baroda BNP Paribas Conservative Hybrid Fund - Gr	-4.68	0.61	5.86	5.49	3	4	4	4
Canara Robeco Conservative Hybrid Fund - Gr	-5.15	1.82	8.65	8.53	3	3	3	1
DSP Regular Savings Fund - Gr	-3.43	0.24	7.52	6.00	2	4	3	3
Franklin India Debt Hybrid Fund - Gr	-4.58	0.70	7.26	5.61	2	4	3	3
HDFC Hybrid Debt Fund - Gr	-2.76	3.28	12.46	7.91	2	2	1	2
HSBC Regular Savings Fund - Gr	-8.50	0.73	6.64	5.91	4	4	3	3
ICICI Prudential Regular Savings Fund Gr	-1.04	5.16	9.90	8.39	1	2	2	2
IDFC Regular Savings Fund - Regular Gr	-6.15	0.30	5.70	5.00	3	4	4	4
Kotak Debt Hybrid Fund - Gr	-5.11	3.65	11.64	9.89	3	2	2	1
L&T Conservative Hybrid Fund - Gr	-9.72	0.96	6.17	5.50	4	3	4	4
LIC MF Debt Hybrid Fund - Gr	-6.30	1.83	5.61	6.02	4	3	4	3
Navi Regular Saving Fund - Gr	-2.81	1.80	5.40	4.35	2	3	4	4
Nippon India Hybrid Bond Fund - Gr	0.29	4.99	8.82	0.92	1	2	2	4
SBI Conservative Hybrid Fund - Gr	-3.71	5.34	12.56	9.62	2	1	1	1
Sundaram Debt Oriented Hybrid Fund - Gr	-5.21	6.84	9.35	7.12	3	1	2	3
UTI Regular Savings Fund - Gr	-6.27	5.23	12.16	7.40	4	1	2	2
<b>Average of Conservative Hybrid Fund</b>	<b>-2.83</b>	<b>3.67</b>	<b>9.28</b>	<b>6.95</b>				
<b>Universe</b>	<b>19</b>	<b>19</b>	<b>19</b>	<b>19</b>				

## Overnight Fund

Scheme Name	Annualized Returns				Quartile			
	15 D	1 M	3 M	6 M	15 D	1 M	3 M	6 M
Aditya Birla Sun Life Overnight Fund - Gr	4.49	4.30	3.93	3.62	4	4	4	4
Axis Overnight Fund - Gr	4.60	4.40	4.02	3.71	1	1	1	1
Bank of India Overnight Fund - Gr	4.63	4.45	4.09	3.82	1	1	1	1
Baroda BNP Paribas Overnight Fund - Gr	4.60	4.39	3.99	3.67	1	1	1	1
Canara Robeco Overnight Fund - Gr	4.59	4.40	4.05	3.72	1	1	1	1
DSP Overnight Fund - Gr	4.56	4.36	3.98	3.67	1	1	2	1
Edelweiss Overnight Fund - Gr	4.49	4.32	3.93	3.61	4	3	4	4
Franklin India Overnight Fund - Gr	4.51	4.32	3.95	3.64	3	3	2	2
HDFC Overnight Fund - Gr	4.45	4.30	3.90	3.59	4	4	4	4
HSBC Overnight Fund - Gr	4.50	4.28	3.92	3.63	3	4	4	3
ICICI Prudential Overnight Fund - Gr	4.51	4.32	3.95	3.64	3	3	2	2
IDFC Overnight Fund - Gr	4.53	4.34	3.94	3.64	2	2	3	2
Indiabulls Overnight Fund - Gr	4.37	4.19	3.79	3.51	4	4	4	4
Invesco India Overnight Fund - Gr	4.55	4.36	3.97	3.67	1	1	2	1
ITI Overnight Fund - Gr	4.37	4.14	3.89	3.55	4	4	4	4
JM Overnight Fund - Gr	4.55	4.35	3.95	3.65	1	2	2	2
Kotak Overnight Fund - Gr	4.51	4.32	3.95	3.63	3	3	2	3
L&T Overnight Fund - Gr	4.50	4.31	3.92	3.64	3	3	4	2
LIC MF Overnight Fund - Gr	4.49	4.29	3.94	3.63	4	4	3	3
Mahindra Manulife Overnight Fund - Gr	4.53	4.36	3.96	3.67	2	1	2	1
Mirae Asset Overnight Fund - Gr	4.53	4.35	3.99	3.70	2	2	1	1
Nippon India Overnight Fund - Gr	4.54	4.35	3.96	3.66	2	2	2	2
PGIM India Overnight Fund - Gr	4.54	4.33	3.96	3.68	2	2	2	1
SBI Overnight Fund - Gr	4.52	4.33	3.95	3.65	3	2	2	2
Sundaram Overnight Fund - Gr	4.52	4.30	4.02	3.64	3	4	1	2
Tata Overnight Fund - Gr	4.50	4.32	3.94	3.64	3	3	3	2
TRUST MF Overnight Fund - Gr	4.55	4.37	3.99	N.A.	1	1	1	-
Union Overnight Fund - Gr	4.50	4.31	3.95	3.63	3	3	2	3
UTI Overnight Fund - Gr	4.56	4.37	3.99	3.68	1	1	1	1
WhiteOak Capital Overnight Fund - Gr	4.43	4.24	3.87	3.48	4	4	4	4
<b>Average of Overnight Fund</b>	<b>4.52</b>	<b>4.33</b>	<b>3.95</b>	<b>3.64</b>				
<b>Universe</b>	<b>30</b>	<b>30</b>	<b>30</b>	<b>29</b>				

## Liquid Fund

Scheme Name	Annualized Returns				Quartile			
	1 M	3 M	6 M	1 Yr	1 M	3 M	6 M	1 Yr
Aditya Birla Sun Life Liquid Fund - Gr	4.71	3.98	3.79	3.57	1	3	2	2
Axis Liquid Fund - Gr	4.71	4.07	3.84	3.61	1	1	1	1
Bank of India Liquid Fund - Retail Plan - Gr	4.78	4.14	3.89	3.63	1	1	1	1
Baroda BNP Paribas Liquid Fund Gr	4.79	4.19	3.92	3.66	1	1	1	1
Canara Robeco Liquid Fund - Regular Plan - Gr	4.59	4.06	3.78	3.54	3	1	3	3
DSP Liquidity Fund - Regular Plan - Gr	4.65	4.01	3.81	3.57	2	2	2	2
Edelweiss Liquid Fund - Retail Plan - Gr	4.55	3.70	3.54	3.40	4	4	4	4
HDFC Liquid Fund - Gr	4.64	3.94	3.74	3.54	2	3	3	3
HSBC Cash Fund - Gr	4.67	4.03	3.81	3.57	2	2	2	2
ICICI Prudential Liquid Fund - Gr	4.64	3.92	3.74	3.52	2	3	3	3
IDBI Liquid Fund - Gr	4.77	4.02	3.84	3.63	1	2	1	1
IDFC Cash Fund - Regular Plan - Gr	4.69	4.06	3.81	3.57	1	1	2	2
IIFL Liquid Fund - Gr	4.60	3.91	3.68	3.41	3	4	4	4
Indiabulls Liquid Fund - Gr	4.26	3.77	3.53	3.29	4	4	4	4
Invesco India Liquid Fund - Gr	4.65	4.02	3.80	3.58	2	2	2	1
ITI Liquid Fund - Gr	4.61	4.03	3.70	3.39	3	2	4	4
JM Liquid Fund - Gr	4.64	4.04	3.81	3.61	2	2	2	1
Kotak Liquid Regular Plan - Gr	4.61	3.94	3.73	3.53	3	3	3	3
L&T Liquid Fund - Gr	4.66	4.07	3.82	3.57	2	1	1	2
LIC MF Liquid Fund Gr	4.51	3.90	3.71	3.51	4	4	3	3
Mahindra Manulife Liquid Fund - Gr	4.75	4.09	3.84	3.60	1	1	1	1
Mirae Asset Cash Management Fund - Reg Gr	4.62	4.09	3.82	3.58	3	1	1	1
Motilal Oswal Liquid Fund - Gr	4.45	3.69	3.50	3.26	4	4	4	4
Navi Liquid Fund - Gr	4.77	4.35	4.32	4.00	1	1	1	1
Nippon India Liquid Fund - Gr	4.67	3.89	3.74	3.53	2	4	3	3
Parag Parikh Liquid Fund - Gr	4.46	3.69	3.57	3.38	4	4	4	4



## Liquid Fund

Scheme Name	Annualized Returns				Quartile			
	1 M	3 M	6 M	1 Yr	1 M	3 M	6 M	1 Yr
PGIM India Insta Cash Fund - Gr	4.73	4.01	3.80	3.56	1	2	2	2
Quant Liquid Plan - Gr	4.50	3.92	3.92	3.84	4	3	1	1
Quantum Liquid Fund - Regular plan - Gr	4.46	3.74	3.60	3.39	4	4	4	4
SBI Liquid Fund - Gr	4.61	3.92	3.71	3.55	3	3	3	3
Sundaram Liquid Fund - Gr	4.66	3.99	3.79	3.51	2	2	2	3
Tata Liquid Fund Regular Plan - Gr	4.62	3.92	3.76	3.54	3	3	3	3
Trust MF Liquid Fund - Gr	4.46	3.93	3.69	3.45	4	3	4	4
Union Liquid Fund - Gr	4.63	4.02	3.80	3.57	3	2	2	2
UTI Liquid Cash Plan Institutional - Gr	4.64	3.99	3.79	3.58	2	2	2	1
WhiteOak Capital Liquid Fund - Gr	4.46	3.60	3.35	3.12	4	4	4	4
<b>Average of Liquid Fund</b>	<b>4.62</b>	<b>3.96</b>	<b>3.76</b>	<b>3.53</b>				
<b>Universe</b>	<b>36</b>	<b>36</b>	<b>36</b>	<b>36</b>				

## Ultra Short Duration Fund

Scheme Name	Annualized Returns				Quartile			
	1 M	3 M	6 M	1 Yr	1 M	3 M	6 M	1 Yr
Aditya Birla Sun Life Savings Fund - Gr	4.75	2.97	3.76	3.84	1	1	1	1
Axis Ultra Short Term Fund - Gr	4.33	2.52	3.13	3.08	3	3	3	3
Bank of India Ultra Short Duration Fund - Retail Plan - Gr	4.63	2.67	3.23	3.25	2	3	3	3
Baroda BNP Paribas Ultra Short Duration Fund - Gr	4.80	2.77	3.52	3.63	1	2	1	2
Canara Robeco Ultra Short Term Fund - Reg Gr	4.11	2.46	2.83	2.74	4	4	4	4
DSP Ultra Short Fund - Gr	4.39	2.55	3.08	2.98	3	3	3	4
HDFC Ultra Short Term Fund - Gr	4.50	2.86	3.39	3.45	3	2	2	2
HSBC Ultra Short Duration Fund - Gr	4.76	2.71	3.32	3.44	1	2	2	2
ICICI Prudential Ultra Short Term Fund - Gr	4.65	3.15	3.52	3.68	2	1	1	1
IDBI Ultra Short Term Fund - Gr	4.54	3.05	3.31	3.95	3	1	2	1
IDFC Ultra Short Term Fund - Gr	4.68	2.59	3.25	3.30	1	3	2	3
Invesco India Ultra Short Term Fund - Gr	4.47	2.45	3.04	3.05	3	4	4	4
ITI Ultra Short Duration Fund - Gr	3.94	2.25	2.61	2.65	4	4	4	4
Kotak Savings Fund - Gr	4.57	2.97	3.47	3.38	2	1	1	2
L&T Ultra Short Term Fund - Gr	4.64	2.89	3.45	3.43	2	2	2	2
LIC MF Ultra Short Term Fund - Gr	4.63	3.03	3.14	3.19	2	1	3	3
Mahindra Manulife Ultra Short Term Fund - Gr	4.66	2.71	3.16	3.27	2	2	3	3
Mirae Asset Ultra Short Duration Fund - Gr	4.69	3.43	3.70	3.65	1	1	1	1
Motilal Oswal Ultra Short Term Fund - Gr	4.07	2.33	2.62	2.58	4	4	4	4
Navi Ultra Short Term Fund - Gr	2.49	1.23	1.90	2.03	4	4	4	4
Nippon India Ultra Short Duration Fund - Gr	4.62	3.11	3.69	6.30	2	1	1	1
PGIM India Ultra Short Term Fund - Gr	4.34	2.94	3.30	3.28	3	2	2	3
SBI Magnum Ultra Short Duration Fund - Gr	4.67	2.46	3.30	3.36	1	4	2	2
Sundaram Ultra Short Duration Fund - Gr	3.64	2.42	2.63	2.66	4	4	4	4
Tata Ultra Short Term Fund - Gr	4.21	2.54	3.10	3.14	4	3	3	3
UTI Ultra Short Term Fund - Gr	4.38	2.54	3.10	6.00	3	3	3	1
WhiteOak Capital Ultra Short Term Fund - Gr	4.06	2.77	2.86	3.41	4	2	4	2
<b>Average of Ultra Short Duration Fund</b>	<b>4.38</b>	<b>2.68</b>	<b>3.16</b>	<b>3.43</b>				
<b>Universe</b>	<b>27</b>	<b>27</b>	<b>27</b>	<b>27</b>				

## Low Duration Fund

Scheme Name	Annualized Returns				Quartile			
	1 M	3 M	6 M	1 Yr	1 M	3 M	6 M	1 Yr
Aditya Birla Sun Life Low Duration Fund - Gr	3.37	1.65	2.97	3.21	4	2	1	2
Axis Treasury Advantage Fund - Gr	3.95	1.70	3.01	3.39	3	2	1	1
Baroda BNP Paribas Low Duration Fund - Regular - Gr	4.02	0.07	2.02	2.58	2	4	4	4
Canara Robeco Savings Fund - Regular Plan - Gr	4.36	1.86	2.81	3.04	1	2	2	2
DSP Low Duration Fund - Regular Plan - Growth	4.25	1.87	2.96	3.25	2	1	2	1
HDFC Low Duration Fund - Gr	1.78	0.65	2.17	2.95	4	4	4	3

## Low Duration Fund

Scheme Name	Annualized Returns				Quartile			
	1 M	3 M	6 M	1 Yr	1 M	3 M	6 M	1 Yr
HSBC Low Duration Fund - Gr	4.33	0.60	2.33	2.85	1	4	4	4
ICICI Prudential Savings Fund - Gr	-2.37	-0.30	1.45	2.70	4	4	4	4
IDFC Low Duration Fund - Regular Plan - Gr	4.52	1.16	2.50	3.02	1	4	3	3
Invesco India Treasury Advantage Fund - Gr	4.32	1.69	2.72	3.06	1	2	2	2
JM Low Duration Fund - Gr	3.83	2.23	3.06	3.21	3	1	1	2
Kotak Low Duration Fund Standard Gr	2.01	0.23	1.90	2.77	4	4	4	4
L&T Low Duration Fund - Gr	4.19	1.60	2.68	3.08	2	3	3	2
LIC MF Savings Fund - Gr	3.91	1.82	2.72	2.99	3	2	2	3
Mahindra Manulife Low Duration Fund - Gr	4.03	1.26	2.28	2.74	2	3	4	4
Mirae Asset Savings Fund - Regular Savings Plan - Gr	3.94	1.61	2.49	2.84	3	3	3	4
Nippon India Low Duration Fund - Gr	4.16	1.56	2.90	3.39	2	3	2	1
PGIM India Low Duration Fund - Gr	4.27	2.14	2.94	2.90	2	1	2	3
SBI Magnum Low Duration Fund - Gr	3.72	1.47	2.61	2.98	4	3	3	3
Sundaram Low Duration Fund - Gr	2.50	2.39	2.99	3.17	4	1	1	2
Tata Treasury Advantage Fund - Regular Plan - Gr	3.82	1.69	2.75	3.26	3	2	2	1
UTI Treasury Advantage Fund - Instit. Plan Gr	4.77	2.49	3.35	8.72	1	1	1	1
<b>Average of Low Duration Fund</b>	<b>3.53</b>	<b>1.43</b>	<b>2.62</b>	<b>3.28</b>				
<b>Universe</b>	<b>22</b>	<b>22</b>	<b>22</b>	<b>22</b>				

## Money Market Fund

Scheme Name	Annualized Returns				Quartile			
	1 M	3 M	6 M	1 Yr	1 M	3 M	6 M	1 Yr
Aditya Birla Sun Life Money Manager Fund - Gr	5.14	2.99	3.67	3.73	1	2	1	1
Axis Money Market Fund - Gr	5.03	3.06	3.71	3.72	2	2	1	2
Baroda BNP Paribas Money Market Fund - Gr	4.15	2.54	3.22	3.21	4	3	3	3
DSP Savings Fund - Gr	4.29	0.74	2.25	2.93	3	4	4	4
Edelweiss Money Market Fund - Gr	3.80	1.64	2.46	2.67	4	4	4	4
Franklin India Savings Fund - Gr	4.84	2.62	3.24	3.45	2	3	3	3
HDFC Money Market Fund - Gr	4.88	3.03	3.62	3.68	2	2	2	2
ICICI Prudential Money Market Fund - Gr	4.94	2.98	3.57	3.62	2	3	2	2
IDFC Money Manager Fund - Reg Gr	4.54	2.35	2.99	2.96	2	4	4	4
Invesco India Money Market Fund - Gr	4.41	0.73	2.26	2.86	3	4	4	4
Kotak Money Market Fund - Gr	5.11	3.45	3.88	3.82	1	1	1	1
L&T Money Market Fund - Gr	4.21	1.99	2.84	2.96	4	4	4	4
Mirae Asset Money Market Fund - Gr	4.27	3.58	3.50	N.A.	4	1	2	-
Nippon India Money Market Fund - Gr	5.20	3.45	3.96	3.86	1	1	1	1
PGIM India Money Market Fund - Gr	4.43	3.25	3.40	3.20	3	2	3	3
SBI Savings Fund - Gr	4.49	2.47	3.17	3.24	3	3	3	3
Sundaram Money Market Fund - Gr	4.52	3.70	3.65	3.52	3	1	2	2
Tata Money Market Fund Regular Plan - Gr	5.21	2.92	3.65	3.73	1	3	2	1
Union Money Market Fund - Gr	4.12	3.10	3.11	N.A.	4	2	3	-
UTI Money Market Fund - Instit. Gr	5.08	3.31	3.86	3.81	1	1	1	1
<b>Average of Money Market Fund</b>	<b>4.63</b>	<b>2.70</b>	<b>3.30</b>	<b>3.39</b>				
<b>Universe</b>	<b>20</b>	<b>20</b>	<b>20</b>	<b>18</b>				

## Short Duration Fund

Scheme Name	Annualized Returns				Quartile			
	3 M	6 M	1 Yr	2 Yr	3 M	6 M	1 Yr	2 Yr
Aditya Birla Sun Life Short Term Fund - Gr	-0.74	1.76	3.09	5.25	2	1	1	2
Axis Short Term Fund - Gr	-1.03	1.55	2.81	4.02	2	1	2	2
Bank of India Short Term Income Fund - Reg Gr	-0.78	31.71	17.04	10.62	1	1	1	1
Baroda BNP Paribas Short Duration Fund - Gr	-3.92	-0.06	1.93	3.54	1	4	4	2
Canara Robeco Short Duration Fund - Gr	-1.67	0.74	1.99	3.18	1	3	3	4
DSP Short Term Fund - Gr	-1.65	0.92	2.23	3.34	3	2	2	3
HDFC Short Term Debt Fund - Gr	-1.43	0.88	2.68	4.45	3	2	2	2
HSBC Short Duration Fund - Gr	-2.95	0.52	2.05	7.15	3	3	3	1
ICICI Prudential Short Term Fund - Gr	0.40	1.52	2.89	4.49	1	1	1	2
IDBI Short Term Bond Fund - Gr	-3.45	-0.19	10.53	8.23	3	4	1	1
IDFC Bond Fund - Short Term Plan - Reg Gr	-3.70	-0.15	1.99	3.27	2	4	3	3

## Short Duration Fund

Scheme Name	Annualized Returns				Quartile			
	3 M	6 M	1 Yr	2 Yr	3 M	6 M	1 Yr	2 Yr
Indiabulls Short Term Fund - Gr	-3.88	-1.19	1.02	2.31	3	4	4	4
Invesco India Short Term Fund - Gr	-2.79	0.36	1.91	2.90	4	3	4	4
Kotak Bond Short Term Plan - Gr	-2.97	0.10	2.17	3.54	4	4	3	2
L&T Short Term Bond Fund - Gr	-3.16	0.17	1.92	3.07	3	4	4	4
LIC MF Short Term Debt Fund - Gr	-3.14	-0.31	1.35	2.41	4	4	4	4
Mahindra Manulife Short Term Fund - Gr	-2.51	0.18	2.05	N.A.	4	3	3	-
Mirae Asset Short Term Fund - Gr	-1.56	0.84	2.30	3.28	2	3	2	3
Nippon India Short Term Fund Gr	-2.91	0.60	2.59	4.30	1	3	2	2
PGIM India Short Maturity Fund - Gr	-0.61	1.14	2.13	3.23	4	2	3	3
SBI Short Term Debt Fund - Gr	-0.94	1.47	2.67	3.52	4	1	2	3
Sundaram Short Duration Fund - Gr	-0.82	1.23	2.97	6.97	4	2	1	1
TATA Short Term Bond Fund Regular Plan - Gr	-1.35	0.97	2.19	3.18	1	2	3	4
Trust MF Short Term Fund - Gr	-1.89	0.96	N.A.	N.A.	4	2	-	-
UTI Short Term Income Fund - Instit. Gr	-0.64	1.43	7.53	6.35	4	1	1	1
<b>Average of Short Duration Fund</b>	<b>-2.00</b>	<b>1.89</b>	<b>3.42</b>	<b>4.46</b>				
<b>Universe</b>	<b>25</b>	<b>25</b>	<b>24</b>	<b>23</b>				

## Medium Duration Fund

Scheme Name	Annualized Returns				Quartile			
	6 M	1 Yr	2 Yr	3 Yr	6 M	1 Yr	2 Yr	3 Yr
Aditya Birla Sun Life Medium Term Plan - Gr	8.98	7.28	10.83	4.65	1	1	1	3
Axis Strategic Bond Fund - Gr	0.97	3.30	5.49	7.07	1	2	2	1
Baroda BNP Paribas Medium Term Fund - Gr	-1.84	0.97	2.07	4.12	3	4	4	4
DSP Bond Fund - Gr	-0.71	1.81	3.13	5.50	2	3	3	3
HDFC Medium Term Debt Fund - Gr	-1.03	2.19	5.07	6.28	2	3	2	2
ICICI Prudential Medium Term Bond Fund - Gr	1.02	3.13	6.00	7.31	1	2	1	1
IDFC Bond Fund - Medium Term Plan - Reg Gr	-3.04	0.44	2.10	5.21	4	4	4	3
Invesco India Medium Duration Fund - Gr	-2.38	N.A.	N.A.	N.A.	4	-	-	-
Kotak Medium Term Fund - Gr	0.13	2.93	5.04	6.08	1	2	2	2
L&T Resurgent India Bond Fund - Gr	-1.31	1.96	5.23	6.04	3	3	2	2
Nippon India Strategic Debt Fund - Gr	-0.97	15.32	8.50	-3.46	2	1	1	4
SBI Magnum Medium Duration Fund - Reg Gr	0.03	2.36	4.55	7.25	2	2	3	1
Sundaram Medium Term Bond Fund Regular - App	-3.49	-0.35	1.28	3.37	4	4	4	4
Tata Medium Term Fund Regular Plan - Gr	-1.22	2.27	4.24	6.66	3	3	3	2
Union Medium Duration Fund - Gr	-2.82	1.01	N.A.	N.A.	4	4	-	-
UTI Medium Term Fund - Regular Plan - Gr	-1.15	4.77	2.84	3.15	3	1	4	4
<b>Average of Medium Duration Fund</b>	<b>-0.55</b>	<b>3.29</b>	<b>4.74</b>	<b>4.95</b>				
<b>Universe</b>	<b>16</b>	<b>15</b>	<b>14</b>	<b>14</b>				

## Medium to Long Duration Fund

Scheme Name	Annualized Returns				Quartile			
	6 M	1 Yr	2 Yr	3 Yr	6 M	1 Yr	2 Yr	3 Yr
Aditya Birla Sun Life Income Fund - Gr	-1.81	1.89	3.65	6.46	2	1	1	1
Canara Robeco Income Fund - Gr	-2.37	0.27	1.76	4.81	3	3	3	3
HDFC Income Fund Gr	-4.80	-0.61	1.63	4.28	4	4	3	4
HSBC Debt Fund - Gr	-4.32	-0.10	1.03	4.05	4	4	4	4
ICICI Prudential Bond Fund - Gr	-1.63	1.17	3.13	6.29	1	2	2	1
IDFC Bond Fund - Income Plan - Reg Gr	-4.08	-0.31	1.14	5.00	4	4	4	3
JM Income Fund - Gr	-4.33	0.06	1.74	2.58	4	3	3	4
Kotak Bond Regular Plan - Gr	-3.59	0.73	2.39	5.61	3	2	2	2
LIC MF Bond Gr	-2.07	0.05	1.20	4.37	2	4	4	4
Nippon India Income Fund - Retail Gr	-2.36	0.47	1.34	4.95	2	2	4	3
SBI Magnum Income Fund Gr	-1.36	1.39	3.73	6.95	1	1	1	1
Tata Income Fund - Regular Plan - Gr	-3.12	0.28	2.27	5.40	3	3	2	2
UTI Bond Fund - Gr	12.62	15.74	9.06	5.95	1	1	1	2
<b>Avg of Medium to Long Duration Fund</b>	<b>-1.79</b>	<b>1.62</b>	<b>2.62</b>	<b>5.13</b>				
<b>Universe</b>	<b>13</b>	<b>13</b>	<b>13</b>	<b>13</b>				

## Dynamic Bond Fund

Scheme Name	Annualized Returns				Quartile			
	6 M	1 Yr	2 Yr	3 Yr	6 M	1 Yr	2 Yr	3 Yr
Aditya Birla Sun Life Dynamic Bond Fund - Gr	-0.27	2.35	4.94	3.58	2	1	1	4
Axis Dynamic Bond Fund - Gr	-4.09	0.51	2.78	6.30	4	3	2	1
Baroda BNP Paribas Dynamic Bond Fund - Gr	-1.56	1.01	1.66	4.30	3	3	4	4
Canara Robeco Dynamic Bond Fund - Reg Gr	-1.00	0.85	1.60	4.35	3	3	4	4
DSP Strategic Bond Fund - Instit. Plan - Gr	-0.67	2.16	2.57	7.07	3	2	3	1
HDFC Dynamic Debt Fund - Gr	-2.80	0.26	5.00	6.34	3	4	1	1
HSBC Flexi Debt Fund - Gr	-2.82	0.12	1.35	4.28	4	4	4	4
ICICI Prudential All Seasons Bond Fund - Gr	0.02	2.24	4.49	6.98	2	2	1	1
IDBI Dynamic Bond Fund - Gr	-2.71	1.89	3.97	5.44	3	2	2	2
IDFC Dynamic Bond Fund - Regular Gr	-3.29	0.32	1.75	5.87	4	3	3	2
IIFL Dynamic Bond Fund - Gr	0.83	3.64	5.35	6.04	2	1	1	2
Indiabulls Dynamic Bond Fund - Gr	-0.30	2.25	3.49	4.86	2	2	2	3
ITI Dynamic Bond Fund - Gr	2.26	N.A.	N.A.	N.A.	1	-	-	-
JM Dynamic Bond Fund - Gr	2.23	3.09	3.48	4.74	1	1	2	4
Kotak Dynamic Bond Fund Regular Plan - Gr	-2.02	1.50	3.31	6.07	3	3	2	2
L&T Flexi Bond Fund - Gr	0.36	1.87	2.35	5.34	2	2	3	3
Mahindra Manulife Dynamic Bond Yojana - Gr	-3.92	-0.77	1.59	3.27	4	4	4	4
Mirae Asset Dynamic Bond Fund - Gr	-3.85	-0.25	1.31	5.04	4	4	4	3
Nippon India Dynamic Bond Fund - Gr	-3.81	0.29	2.07	4.93	4	4	3	3
PGIM India Dynamic Bond Fund - Gr	0.27	1.87	2.74	5.16	2	2	3	3
Quantum Dynamic Bond Fund - Regular Gr	1.44	2.93	3.50	5.99	1	1	2	2
SBI Dynamic Bond Fund - Gr	0.89	2.02	2.62	6.03	1	2	3	2
Tata Dynamic Bond Fund Regular Plan - Gr	4.41	4.63	4.58	6.22	1	1	1	1
Union Dynamic Bond Fund - Gr	-4.03	0.05	1.59	4.94	4	4	4	3
UTI Dynamic Bond Fund - Gr	14.78	18.47	10.17	8.93	1	1	1	1
<b>Average of Dynamic Bond Fund Universe</b>	<b>-0.39</b>	<b>2.22</b>	<b>3.26</b>	<b>5.50</b>				
<b>Universe</b>	<b>25</b>	<b>24</b>	<b>24</b>	<b>24</b>				

## Corporate Bond Fund

Scheme Name	Annualized Returns				Quartile			
	6 M	1 Yr	2 Yr	3 Yr	6 M	1 Yr	2 Yr	3 Yr
Aditya Birla Sun Life Corporate Bond Fund - Gr	1.35	2.90	4.53	7.00	1	1	1	1
Axis Corporate Debt Fund - Gr	1.33	2.74	4.50	7.04	2	2	1	1
Baroda BNP Paribas Corporate Bond Fund - Gr	-2.45	0.27	2.43	5.22	4	4	4	4
Canara Robeco Corporate Bond Fund - Gr	0.72	2.08	3.31	5.64	3	3	4	4
DSP Corporate Bond Fund - Gr	-2.88	0.30	2.50	5.56	4	4	4	4
Franklin India Corporate Debt Fund - Gr	0.96	2.59	4.44	5.81	2	2	1	4
HDFC Corporate Bond Fund - Gr	-0.38	2.29	4.00	6.71	4	3	2	2
HSBC Corporate Bond Fund - Gr	-0.64	1.84	N.A.	N.A.	4	4	-	-
ICICI Prudential Corporate Bond Fund - Gr	1.52	3.04	4.41	6.72	1	1	2	2
IDFC Corporate Bond Fund - Gr	-0.20	2.23	3.83	6.31	3	3	3	3
Invesco India Corporate Bond Fund - Gr	0.15	2.17	3.63	6.34	3	3	3	3
Kotak Corporate Bond Fund Standard Gr	1.26	2.91	4.21	6.28	2	1	2	3
L&T Triple Ace Bond Fund - Gr	-3.10	1.38	2.93	6.65	4	4	4	2
Mirae Asset Corporate Bond Fund - Gr	0.19	2.05	N.A.	N.A.	3	3	-	-
Nippon India Corporate Bond - Gr	1.79	3.46	5.18	6.48	1	1	1	2
PGIM India Premier Bond Fund - Gr	1.57	2.89	4.35	6.26	1	2	2	4
SBI Corporate Bond Fund - Gr	1.09	2.49	3.49	6.34	2	2	3	3
Sundaram Corporate Bond Fund - Regular Gr	1.88	2.93	4.11	7.03	1	1	2	1
Tata Corporate Bond Fund - Gr	-1.07	N.A.	N.A.	N.A.	4	-	-	-
Union Corporate Bond Fund - Gr	-0.07	2.03	3.42	6.53	3	4	4	2
UTI Corporate Bond Fund - Gr	1.11	2.77	4.00	6.89	2	2	2	1
<b>Average of Corporate Bond Fund Universe</b>	<b>0.20</b>	<b>2.27</b>	<b>3.85</b>	<b>6.38</b>				
<b>Universe</b>	<b>21</b>	<b>20</b>	<b>18</b>	<b>18</b>				

## Credit Risk Fund

Scheme Name	Annualized Returns				Quartile			
	6 M	1 Yr	2 Yr	3 Yr	6 M	1 Yr	2 Yr	3 Yr
Aditya Birla Sun Life Credit Risk Fund - Reg Gr	2.45	3.94	7.12	5.55	1	3	2	2
Axis Credit Risk Fund - Gr	1.74	3.61	5.77	6.50	2	3	3	2
Baroda BNP Paribas Credit Risk Fund - Gr	2.20	12.42	13.62	7.84	2	1	1	1
DSP Credit Risk Fund - Gr	13.24	7.43	6.75	5.52	1	2	2	2
HDFC Credit Risk Debt Fund - Gr	0.70	3.32	6.85	7.57	3	4	2	1
ICICI Prudential Credit Risk Fund - Gr	3.39	4.46	6.62	7.68	1	2	3	1
IDBI Credit Risk Fund - Gr	0.11	13.31	11.06	3.43	4	1	1	4
IDFC Credit Risk Fund - Gr	0.20	2.38	4.08	5.38	4	4	4	3
Invesco India Credit Risk Fund - Gr	-0.31	1.60	2.76	4.77	4	4	4	3
Kotak Credit Risk Fund - Gr	-3.38	0.86	4.10	5.07	4	4	4	3
L&T Credit Risk Fund - Gr	0.45	4.13	6.59	4.05	3	2	3	4
Nippon India Credit Risk Fund - Gr	1.36	10.38	9.68	3.15	3	2	1	4

## Credit Risk Fund

Scheme Name	Annualized Returns				Quartile			
	6 M	1 Yr	2 Yr	3 Yr	6 M	1 Yr	2 Yr	3 Yr
SBI Credit Risk Fund - Regular Plan - Gr	2.16	3.74	5.62	6.59	2	3	4	2
UTI Credit Risk Fund - Gr	1.40	19.80	7.18	-5.35	2	1	2	4
<b>Average of Credit Risk Fund</b>	<b>1.84</b>	<b>6.53</b>	<b>6.99</b>	<b>4.84</b>				
<b>Universe</b>	<b>14</b>	<b>14</b>	<b>14</b>	<b>14</b>				

## Banking and PSU Fund

Scheme Name	Annualized Returns				Quartile			
	3 M	6 M	1 Yr	2 Yr	3 M	6 M	1 Yr	2 Yr
Aditya Birla Sun Life Banking & PSU Debt Fund - Gr	-0.83	1.56	2.98	4.19	2	1	1	1
Axis Banking & PSU Debt Fund - Gr	1.51	2.68	3.23	4.04	1	1	1	2
Baroda BNP Paribas Banking & PSU Bond Fund - Gr	-6.86	-1.69	1.32	N.A.	4	4	4	-
DSP Banking & PSU Debt Fund - Gr	-0.99	1.11	2.59	3.59	2	2	2	3
Edelweiss Banking And PSU Debt Fund - Gr	-7.89	-2.81	1.67	3.52	4	4	4	3
Franklin India Banking & PSU Debt Fund - Gr	-1.83	0.86	2.55	3.60	2	2	3	3
HDFC Banking and PSU Debt Fund - Gr	-1.49	0.83	2.60	4.30	2	2	2	1
ICICI Prudential Banking & PSU Debt Fund - Gr	0.24	1.41	3.16	4.47	1	2	1	1
IDFC Banking & PSU Debt Fund - Regular Plan - Gr	-0.15	1.86	2.90	3.97	2	1	2	2
Invesco India Banking & PSU Debt Fund - Gr	-9.36	-4.17	0.29	2.33	4	4	4	4
ITI Banking & PSU Debt Fund - Gr	2.47	2.89	3.55	N.A.	1	1	1	-
Kotak Banking & PSU Debt Fund - Gr	-2.32	0.47	2.76	4.11	3	3	2	2
L&T Banking and PSU Debt Fund - Gr	-9.38	-2.72	0.58	2.65	4	4	4	4
LIC MF Banking & PSU Debt Fund - Gr	-0.02	1.52	2.37	3.09	1	2	3	4
Mirae Asset Banking and PSU Debt Fund - Gr	-2.93	0.02	2.02	N.A.	3	4	3	-
Nippon India Banking And PSU Debt Fund - Gr	-2.64	0.54	2.56	3.85	3	3	2	2
PGIM India Banking and PSU Debt Fund - Gr	-0.37	1.36	2.87	3.98	2	2	2	2
SBI Banking and PSU Fund - Gr	-2.76	0.48	2.05	3.23	3	3	3	4
Sundaram Banking & PSU Debt Fund - Regular - Gr	-3.34	0.33	1.52	2.81	4	3	4	4
Tata Banking & Psu Debt Fund - Gr	-3.17	0.18	2.51	3.85	3	3	3	2
TRUST MF Banking & PSU Debt Fund - Gr	-6.47	-1.47	1.63	N.A.	4	4	4	-
UTI Banking & PSU Debt Fund - Gr	23.41	13.66	8.59	6.25	1	1	1	1
<b>Average of Banking and PSU Fund</b>	<b>-1.60</b>	<b>0.86</b>	<b>2.56</b>	<b>3.77</b>				
<b>Universe</b>	<b>22</b>	<b>22</b>	<b>22</b>	<b>18</b>				

## Floater Fund

Scheme Name	Annualized Returns				Quartile			
	3 M	6 M	1 Yr	2 Yr	3 M	6 M	1 Yr	2 Yr
Aditya Birla Sun Life Floating Rate Fund - Gr	1.87	3.40	3.68	4.41	1	1	1	3
Axis Floater Fund - Gr	0.91	2.79	N.A.	N.A.	2	2	-	-
DSP Floater Fund - Gr	-0.48	0.60	2.58	N.A.	4	4	4	-
Franklin India Floating Rate Fund - Gr	1.05	2.18	2.78	3.65	2	2	3	4
HDFC Floating Rate Debt Fund - Gr	0.40	2.05	3.10	4.73	3	3	2	1
ICICI Prudential Floating Interest Fund - Gr	-1.84	0.01	1.94	4.30	4	4	4	3
IDFC Floating Rate Fund - Gr	0.23	2.08	2.77	N.A.	3	3	3	-
Kotak Floating Rate Fund - Gr	-2.61	0.53	2.89	4.69	4	4	2	2
Nippon India Floating Rate Fund - Gr	0.00	1.94	3.12	4.54	3	3	2	2
SBI Floating Rate Debt Fund Reg Plan - Gr	1.49	2.81	3.50	N.A.	2	1	1	-
Tata Floating Rate Fund - Gr	2.54	3.16	N.A.	N.A.	1	1	-	-
UTI Floater Fund - Gr	1.58	2.21	2.75	3.36	1	2	4	4
<b>Average of Floater Fund</b>	<b>0.43</b>	<b>1.98</b>	<b>2.91</b>	<b>4.24</b>				
<b>Universe</b>	<b>12</b>	<b>12</b>	<b>10</b>	<b>7</b>				

Gilt Fund

Scheme Name	Annualized Returns				Quartile			
	6 M	1 Yr	2 Yr	3 Yr	6 M	1 Yr	2 Yr	3 Yr
Aditya Birla Sun Life Government Securities Fund - Gr	-2.74	1.23	2.61	6.03	3	3	2	2
Axis Gilt Fund - Gr	-1.14	1.32	3.11	6.61	2	2	1	1
Baroda BNP Paribas Gilt Fund Gr	-3.51	0.32	1.45	4.27	4	4	4	4
Canara Robeco Gilt Fund - Gr	-1.46	1.01	1.87	4.81	2	3	3	3
DSP Government Securities Fund - Gr	-1.18	1.83	2.99	6.83	2	1	1	1
Edelweiss Government Securities Fund - Gr	-1.66	1.66	4.02	6.50	3	1	1	1
Franklin India Government Securities Fund - Gr	-0.72	1.80	1.69	4.07	1	1	3	4
HDFC Gilt Fund - Gr	-2.99	0.86	1.97	4.93	4	3	3	3
ICICI Prudential Gilt Fund - Regular Gr	-1.94	1.80	2.96	6.64	3	1	1	1
IDBI Gilt Fund - Gr	-3.16	-0.23	1.09	3.50	4	4	4	4
IDFC GSF - Investment Plan - Regular Plan - Gr	-2.96	0.66	2.05	6.39	3	4	2	2
Invesco India Gilt Fund - Gr	-0.28	1.28	1.19	3.90	1	2	4	4
Kotak Gilt Investment - Gr	-3.21	0.76	2.22	5.65	4	3	2	2
L&T Gilt Fund - Gr	-1.69	0.75	1.65	4.64	3	4	3	3
LIC MF Gilt Fund - Gr	-0.23	1.04	2.27	5.62	1	3	2	2
Nippon India Gilt Securities Fund - Gr	-3.21	0.43	1.44	5.31	4	4	4	3
PGIM India Gilt Fund - Gr	-1.10	1.42	2.54	4.87	2	2	2	3
SBI Magnum Gilt Fund - Gr	0.83	2.46	3.27	6.64	1	1	1	1
TATA Gilt Securities Fund Regular Plan - Gr	-0.96	1.32	1.48	4.26	1	2	4	4
UTI Gilt Fund - Gr	-1.10	1.30	1.86	5.35	2	2	3	2
<b>Average of Gilt Fund</b>	<b>-1.72</b>	<b>1.15</b>	<b>2.19</b>	<b>5.34</b>				
<b>Universe</b>	<b>20</b>	<b>20</b>	<b>20</b>	<b>20</b>				

Gilt Fund with 10 yr constant duration

Scheme Name	Annualized Returns				Quartile			
	6 M	1 Yr	2 Yr	3 Yr	6 M	1 Yr	2 Yr	3 Yr
DSP 10Y G-Sec Fund - Gr	-7.33	-4.28	-0.28	4.36	4	4	4	4
ICICI Prudential Constant Maturity Gilt Fund - Gr	-5.45	-0.41	1.91	6.26	1	2	1	1
IDFC Government Sec Constant Maturity Plan - Reg - Gr	-6.46	-1.40	1.00	5.55	3	3	3	2
SBI Magnum Constant Maturity Fund - Gr	-5.45	-0.25	1.51	5.24	1	1	2	3
<b>Avg of Gilt Fund 10 yr constant duration</b>	<b>-6.17</b>	<b>-1.59</b>	<b>1.04</b>	<b>5.35</b>				
<b>Universe</b>	<b>4</b>	<b>4</b>	<b>4</b>	<b>4</b>				

Solution Oriented Fund

Scheme Name	Annualized Returns				Quartile			
	6 M	1 Yr	3 Yr	5 Yr	6 M	1 Yr	3 Yr	5 Yr
Aditya Birla Sun Life Retirement Fund - The 30s Plan - Gr	-11.02	-6.59	5.84	N.A.	3	4	3	-
Aditya Birla Sun Life Retirement Fund - The 40s Plan - Gr	-9.25	-5.20	5.86	N.A.	3	4	3	-
Aditya Birla Sun Life Retirement Fund - The 50s Plan - Gr	-3.71	-1.99	2.79	N.A.	1	3	4	-
Axis Retirement Savings Fund - Aggressive Plan - Gr	-15.04	-9.72	N.A.	N.A.	4	4	-	-
Axis Retirement Savings Fund - Conservative Plan - Gr	-6.60	-0.90	N.A.	N.A.	2	3	-	-
Axis Retirement Savings Fund - Dynamic Plan - Gr	-13.83	-6.35	N.A.	N.A.	4	4	-	-
Franklin India Pension Plan Gr	-4.61	-1.39	5.67	5.51	2	3	4	4
HDFC Retirement Savings Fund - Equity - Gr	-7.05	3.39	16.24	12.52	3	1	1	1
HDFC Retirement Savings Fund - Hybrid Debt - Gr	-2.16	1.34	6.55	5.95	1	2	2	3
HDFC Retirement Savings Fund - Hybrid Equity - Gr	-6.51	0.29	11.39	10.16	2	2	1	1
ICICI Prudential Retirement Fund - Hybrid Aggressive Plan - Gr	-9.08	3.06	9.36	N.A.	3	1	2	-
ICICI Prudential Retirement Fund - Hybrid Conservative Plan - Gr	-3.46	0.41	6.11	N.A.	1	2	3	-
ICICI Prudential Retirement Fund - Pure Equity Plan - Gr	-8.36	17.67	14.11	N.A.	3	1	1	-
Nippon India Retirement Fund - Income Generation Scheme - Gr	-5.12	-1.59	3.61	4.32	2	3	4	4
Nippon India Retirement Fund - Wealth Creation Scheme - Gr	-12.46	-0.80	4.67	5.25	4	2	4	4
Tata Retirement Savings Fund - Conservative Plan - Gr	-4.47	-0.63	5.89	5.68	2	2	3	3
Tata Retirement Savings Fund - Moderate Plan - Gr	-11.08	-2.51	8.97	8.12	4	3	2	2
Tata Retirement Savings Fund - Progressive Plan - Gr	-13.71	-4.65	8.68	8.56	4	4	2	2
UTI Retirement Benefit Pension Fund - Gr	-2.39	4.40	9.46	6.31	1	1	1	2
<b>Average Return</b>	<b>-7.89</b>	<b>-0.62</b>	<b>7.83</b>	<b>7.24</b>				
<b>Universe</b>	<b>19</b>	<b>19</b>	<b>16</b>	<b>10</b>				

## Equity Funds

Scheme Name	3 Years				
	Std. Deviation	Sharpe Ratio	Beta	Treynor Ratio	Alpha
Aditya Birla Sun Life Dividend Yield Fund - Gr	22.96	0.12	0.93	0.88	-0.01
Aditya Birla Sun Life Equity Advantage Fund - Gr	26.00	0.09	1.07	0.62	-0.30
Aditya Birla Sun Life Flexi Cap Fund - Gr	25.01	0.10	1.04	0.72	-0.18
Aditya Birla Sun Life Focused Equity Fund - Gr	22.89	0.10	0.94	0.71	-0.18
Aditya Birla Sun Life Frontline Equity Fund - Gr	23.43	0.10	0.97	0.70	-0.19
Aditya Birla Sun Life India GenNext Fund - Gr	22.02	0.15	0.90	1.03	0.12
Aditya Birla Sun Life Manufacturing Equity Fund - Regular Gr	20.52	0.11	0.83	0.80	-0.08
Aditya Birla Sun Life Midcap Fund - Gr	26.16	0.13	1.07	0.94	0.04
Aditya Birla Sun Life MNC Fund Gr	19.35	0.03	0.77	0.23	-0.51
Aditya Birla Sun Life Pure Value Fund - Gr	27.35	0.07	1.10	0.48	-0.45
Aditya Birla Sun Life Small Cap Fund - Gr	30.71	0.11	1.23	0.77	-0.16
Aditya Birla Sun Life Tax Relief 96 Fund - Gr	21.58	0.04	0.88	0.32	-0.51
Axis Bluechip Fund - Gr	19.14	0.09	0.75	0.65	-0.18
Axis Flexi Cap Fund - Gr	19.48	0.11	0.76	0.79	-0.08
Axis Focused 25 Fund - Gr	23.01	0.08	0.92	0.55	-0.31
Axis Growth Opportunities Fund - Gr	21.53	0.18	0.86	1.32	0.36
Axis Long Term Equity Fund - Gr	22.27	0.07	0.88	0.54	-0.31
Axis MidCap Fund - Gr	20.70	0.19	0.84	1.34	0.38
Axis Small Cap Fund - Gr	25.45	0.23	1.01	1.69	0.80
Bank of India Large & Mid Cap Equity Fund - Reg Gr	22.64	0.12	0.93	0.86	-0.03
Bank of India Small Cap Fund - Gr	26.99	0.27	1.03	2.05	1.19
Bank of India Tax Advantage Fund - Regular Gr	22.32	0.19	0.90	1.39	0.45
Baroda BNP Paribas ELSS Fund - Gr	19.69	0.10	0.81	0.69	-0.17
Baroda BNP Paribas Focused Fund - Gr	20.62	0.10	0.84	0.74	-0.13
Baroda BNP Paribas Large Cap Fund - Gr	19.91	0.12	0.81	0.83	-0.05
Baroda BNP Paribas Mid Cap Fund - Gr	23.67	0.18	0.95	1.28	0.37
Baroda BNP Paribas Multi Cap Fund - Gr Plan	23.25	0.14	0.95	1.02	0.12
Canara Robeco Bluechip Equity Fund - Gr	20.72	0.14	0.85	0.96	0.06
Canara Robeco Consumer Trends Fund - Regular Gr	20.88	0.16	0.85	1.13	0.20
Canara Robeco Emerging Equities Fund - Gr	23.49	0.15	0.97	1.05	0.15
Canara Robeco Equity Tax Saver Fund - Gr	21.66	0.16	0.88	1.10	0.18
Canara Robeco Flexi Cap Fund - Gr	21.12	0.13	0.87	0.94	0.04
Canara Robeco Small Cap Fund - Gr	27.84	0.26	1.10	1.93	1.14
DSP Equity Opportunities Fund - Gr	24.91	0.12	1.03	0.83	-0.06
DSP Flexi Cap Fund - Reg. Plan - Gr	23.53	0.11	0.97	0.78	-0.11
DSP Focus Fund - Gr	24.83	0.06	1.01	0.44	-0.46
DSP Midcap Fund - Reg Gr	23.17	0.12	0.94	0.86	-0.03
DSP Natural Resources and New Energy Fund - Gr	31.64	0.11	1.17	0.86	-0.04
DSP Quant Fund - Gr	22.30	0.13	0.89	0.91	0.01
DSP Small Cap Fund - Gr	28.96	0.20	1.14	1.45	0.63
DSP Tax Saver Fund - Gr	24.50	0.14	1.02	0.95	0.06
DSP Top 100 Equity Fund Gr	24.73	0.05	1.00	0.39	-0.51
Edelweiss Flexi Cap Fund - Gr	23.45	0.11	0.97	0.75	-0.14
Edelweiss Large & Mid Cap Fund - Regular Gr	22.86	0.13	0.95	0.93	0.04
Edelweiss Large Cap Fund - Gr	22.66	0.10	0.93	0.68	-0.19
Edelweiss Long Term Equity Fund (Tax Savings) - Gr	23.49	0.10	0.97	0.66	-0.23
Edelweiss Mid Cap Fund - Regular Gr	26.77	0.18	1.09	1.26	0.40
Edelweiss Small Cap Fund - Gr	27.97	0.23	1.12	1.64	0.84
Franklin India Bluechip Fund Gr	24.97	0.10	1.01	0.69	-0.20
Franklin India Equity Advantage Fund - Gr	27.41	0.10	1.13	0.71	-0.20
Franklin India Flexi Cap Fund - Gr	25.02	0.13	1.02	0.92	0.02
Franklin India Focused Equity Fund - Gr	27.20	0.11	1.08	0.81	-0.10
Franklin India Opportunities Fund-Gr	24.13	0.10	0.99	0.72	-0.17
Franklin India Prima Fund Gr	25.74	0.10	1.06	0.68	-0.23
Franklin India Smaller Companies Fund - Gr	28.95	0.13	1.16	0.97	0.09
Franklin India Taxshield Gr	25.66	0.10	1.05	0.67	-0.24
HDFC Capital Builder Value Fund - Gr	25.11	0.09	1.04	0.63	-0.28
HDFC Flexi Cap Fund - Gr	26.99	0.10	1.08	0.73	-0.18
HDFC Focused 30 Fund - Gr	26.67	0.11	1.07	0.76	-0.14
HDFC Large and Mid Cap Fund - Gr	26.35	0.13	1.08	0.92	0.03
HDFC Mid Cap Opportunities Fund - Gr	26.14	0.15	1.06	1.04	0.15
HDFC Small Cap Fund - Gr	30.01	0.14	1.19	1.00	0.12
HDFC Tax saver - Gr	24.65	0.09	1.01	0.61	-0.29
HDFC Top 100 Fund - Gr	25.35	0.09	1.01	0.66	-0.24
HSBC Flexi Cap Fund - Gr	24.26	0.09	1.01	0.64	-0.25
HSBC Large and Mid Cap Equity Fund - Gr	23.26	0.11	0.97	0.79	-0.10
HSBC Large Cap Equity Fund - Gr	22.57	0.09	0.91	0.62	-0.25
HSBC Small Cap Equity Fund - Gr	29.07	0.13	1.14	0.95	0.06
HSBC Tax Saver Equity Fund - Gr	23.93	0.09	0.99	0.66	-0.23
ICICI Prudential Bluechip Fund - Gr	22.80	0.12	0.94	0.81	-0.08
ICICI Prudential Dividend Yield Equity Fund - Gr	23.59	0.15	0.95	1.05	0.15
ICICI Prudential Exports and Services Fund - Gr	22.78	0.15	0.92	1.06	0.15
ICICI Prudential Focused Equity Fund - Retail Gr	21.54	0.14	0.86	1.04	0.12
ICICI Prudential India Opportunities Fund - Gr	28.96	0.15	1.12	1.11	0.24
ICICI Prudential Large & Mid Cap Fund - Gr	26.33	0.14	1.07	1.00	0.11
ICICI Prudential Long Term Equity Fund - Regular Gr	24.90	0.11	1.02	0.74	-0.15
ICICI Prudential Manufacturing Fund - Gr	26.48	0.14	1.07	1.00	0.11

## Equity Funds

Scheme Name	3 Years				
	Std. Deviation	Sharpe Ratio	Beta	Treynor Ratio	Alpha
ICICI Prudential MidCap Fund - Gr	27.32	0.14	1.12	1.00	0.11
ICICI Prudential MNC Fund - Gr	19.35	0.23	0.78	1.67	0.61
ICICI Prudential Multicap Fund - Gr	25.44	0.10	1.05	0.68	-0.22
ICICI Prudential Smallcap Fund - Gr	29.37	0.21	1.15	1.55	0.75
ICICI Prudential Value Discovery Fund Gr	22.52	0.18	0.89	1.33	0.39
IDBI Dividend Yield Fund - Gr	20.06	0.16	0.82	1.10	0.17
IDBI Equity Advantage Fund - Gr	19.43	0.09	0.77	0.68	-0.16
IDBI Flexi Cap Fund - Gr	21.36	0.14	0.87	0.97	0.07
IDBI Focused 30 Equity Fund - Gr	22.41	0.10	0.91	0.69	-0.19
IDBI India Top 100 Equity Fund - Gr	21.64	0.13	0.89	0.94	0.04
IDBI Long Term Value Fund - Gr	24.29	0.10	1.00	0.70	-0.19
IDBI Midcap Fund - Gr	25.92	0.12	1.06	0.82	-0.08
IDBI Small Cap Fund - Gr	26.80	0.18	1.07	1.30	0.43
IDFC Core Equity Fund - Regular Plan - Gr	25.01	0.11	1.04	0.73	-0.17
IDFC Flexi Cap Fund - Regular Gr	22.32	0.08	0.92	0.56	-0.31
IDFC Focused Equity Fund - Regular Gr	22.67	0.08	0.92	0.57	-0.30
IDFC Large Cap Fund - Regular Gr	21.12	0.10	0.86	0.69	-0.17
IDFC Sterling Value Fund - Regular Gr	31.50	0.15	1.28	1.05	0.20
IDFC Tax Advantage (ELSS) Fund - Regular Gr	28.25	0.14	1.17	0.99	0.11
IIFL Focused Equity Fund - Gr	24.11	0.16	0.99	1.11	0.21
Indiabulls Blue Chip Fund - Gr	22.93	0.05	0.93	0.33	-0.53
Indiabulls Tax Savings Fund - Gr	21.35	0.06	0.88	0.40	-0.44
Indiabulls Value Fund - Gr	22.79	0.08	0.93	0.59	-0.29
Invesco India Contra Fund - Gr	23.81	0.12	0.99	0.86	-0.03
Invesco India Growth Opportunities Fund - Gr	22.26	0.10	0.92	0.68	-0.20
Invesco India Largecap Fund - Gr	22.78	0.10	0.93	0.71	-0.17
Invesco India Midcap Fund - Gr	23.87	0.17	0.97	1.18	0.27
Invesco India Multicap Fund - Gr	25.20	0.13	1.04	0.91	0.01
Invesco India PSU Equity Fund - Gr	24.81	0.09	0.96	0.66	-0.22
Invesco India Smallcap Fund - Gr	28.26	0.19	1.12	1.39	0.55
Invesco India Tax Plan - Gr	23.14	0.10	0.95	0.70	-0.18
ITI Multi Cap Fund - Gr	25.37	0.04	1.01	0.29	-0.61
JM Flexicap Fund - Gr	22.75	0.15	0.91	1.05	0.15
JM Focused Fund - Reg Gr	25.30	0.03	1.01	0.25	-0.65
JM Large Cap Fund - Gr	12.82	0.12	0.50	0.91	0.01
JM Tax Gain Fund - Gr Option	24.41	0.12	0.99	0.84	-0.05
JM Value Fund - Gr Option	25.28	0.11	1.04	0.79	-0.10
Kotak Bluechip Fund - Gr	22.67	0.12	0.93	0.85	-0.04
Kotak Emerging Equity Fund - Gr	25.83	0.18	1.05	1.28	0.41
Kotak Equity Opportunities Fund - Gr	22.27	0.14	0.92	0.98	0.08
Kotak Flexicap Fund - Gr	22.90	0.08	0.95	0.58	-0.30
Kotak Focused Equity Fund - Gr	22.67	0.14	0.92	0.97	0.07
Kotak India EQ Contra Fund - Gr	23.93	0.12	0.99	0.82	-0.07
Kotak Smallcap Fund - Gr	29.27	0.24	1.17	1.73	0.98
Kotak Tax Saver - Gr	22.68	0.12	0.94	0.87	-0.02
L&T Business Cycles Fund - Gr	27.15	0.08	1.12	0.58	-0.35
L&T Emerging Businesses Fund - Gr	29.06	0.18	1.15	1.31	0.48
L&T Flexicap Fund - Gr	23.22	0.08	0.96	0.59	-0.29
L&T Focused Equity Fund - Gr	19.96	0.09	0.81	0.66	-0.19
L&T India Large Cap Fund - Gr	22.71	0.08	0.93	0.54	-0.33
L&T India Value Fund - Gr	26.29	0.11	1.09	0.78	-0.13
L&T Large and Midcap Fund - Gr	22.84	0.08	0.93	0.60	-0.28
L&T Midcap Fund - Gr	24.45	0.12	1.00	0.82	-0.08
L&T Tax Advantage Fund - Gr	24.23	0.07	1.00	0.52	-0.37
LIC MF Flexi Cap Fund - Gr	20.35	0.06	0.83	0.45	-0.37
LIC MF Large & Mid Cap Fund - Gr	21.58	0.14	0.89	0.95	0.05
LIC MF Large Cap Fund - Gr	20.36	0.09	0.81	0.64	-0.20
LIC MF Tax Plan Gr	21.76	0.09	0.88	0.61	-0.25
Mahindra Manulife ELSS Kar Bachat Yojana - Gr	23.58	0.13	0.97	0.89	0.00
Mahindra Manulife Large Cap Pragati Yojana - Gr	22.18	0.11	0.90	0.80	-0.08
Mahindra Manulife Mid Cap Unnati Yojana - Gr	23.26	0.18	0.94	1.28	0.36
Mahindra Manulife Multi Cap Badhat Yojana - Gr	24.29	0.17	1.00	1.22	0.32
Mirae Asset Emerging Bluechip Fund - Gr	23.85	0.17	0.99	1.17	0.27
Mirae Asset Focused Fund - Gr	24.22	0.17	1.00	1.19	0.30
Mirae Asset Large Cap Fund - Gr	22.99	0.10	0.95	0.73	-0.16
Mirae Asset Tax Saver Fund - Gr	24.25	0.15	1.00	1.07	0.18
Motilal Oswal Flexi Cap Fund - Gr	23.22	0.02	0.94	0.16	-0.69
Motilal Oswal Focused 25 Fund - Gr	22.26	0.09	0.89	0.62	-0.24
Motilal Oswal Long Term Equity Fund - Gr	23.80	0.09	0.97	0.65	-0.24
Motilal Oswal Midcap 30 Fund - Gr	26.03	0.18	1.02	1.34	0.46
Navi ELSS Tax Saver Fund - Gr	23.76	0.06	0.98	0.45	-0.43
Navi Flexi Cap Fund - Gr	23.03	0.09	0.95	0.63	-0.25
Navi Large & Midcap Fund - Gr	24.10	0.11	0.99	0.79	-0.10
Navi Large Cap Equity Fund - Gr	24.08	0.08	0.99	0.55	-0.34
Nippon India Focused Equity Fund - Gr	29.26	0.13	1.19	0.92	0.03



## Equity Funds

Scheme Name	3 Years				
	Std. Deviation	Sharpe Ratio	Beta	Treynor Ratio	Alpha
Nippon India Growth Fund - Gr	25.97	0.17	1.05	1.21	0.34
Nippon India Large Cap Fund - Gr	26.95	0.08	1.10	0.60	-0.33
Nippon India Multi Cap Fund - Gr	29.37	0.10	1.18	0.74	-0.18
Nippon India Power & Infra Fund - Gr	29.08	0.10	1.18	0.70	-0.23
Nippon India Quant Fund - Gr	20.59	0.12	0.84	0.84	-0.05
Nippon India Small Cap Fund - Gr	30.62	0.22	1.22	1.57	0.83
Nippon India Tax Saver Fund - Gr	27.49	0.07	1.12	0.49	-0.45
Nippon India Value Fund - Gr	25.12	0.13	1.04	0.91	0.02
Nippon India Vision Fund Gr	24.83	0.10	1.03	0.71	-0.19
Parag Parikh Flexi Cap Fund - Reg Gr	20.69	0.22	0.81	1.65	0.61
PGIM India ELSS Tax Saver Fund - Gr	23.77	0.14	0.98	0.95	0.05
PGIM India Flexi Cap Fund - Gr	25.19	0.17	1.02	1.24	0.35
PGIM India Large Cap Fund - Gr	21.95	0.07	0.90	0.50	-0.36
PGIM India Midcap Opportunities Fund - Gr	25.97	0.27	1.05	1.92	1.08
Quant Active Fund - G	26.64	0.24	1.02	1.81	0.94
Quant Flexi Cap Fund - Gr	25.23	0.25	0.95	1.94	1.00
Quant Focused fund - Gr	23.74	0.15	0.91	1.15	0.24
Quant Large and Mid Cap Fund - Gr	22.81	0.19	0.86	1.47	0.50
Quant Mid Cap Fund - Gr - A	25.17	0.26	0.96	1.94	1.00
Quant Small Cap Fund - Gr	33.52	0.28	1.20	2.23	1.61
Quant Tax Plan Gr	26.92	0.26	1.04	1.97	1.12
Quantum Long Term Equity Value Fund - Reg Gr	23.88	0.07	0.96	0.51	-0.37
Quantum Tax Saving Fund - Regular plan - Gr	23.47	0.07	0.95	0.53	-0.34
SBI Blue Chip Fund - Gr	24.09	0.10	0.99	0.73	-0.16
SBI Contra Fund - Regular Gr	25.41	0.21	1.03	1.46	0.58
SBI Equity Minimum Variance Fund - Gr	20.53	0.14	0.80	1.02	0.10
SBI Flexicap Fund - Gr	23.56	0.10	0.98	0.73	-0.16
SBI Focused Equity Fund - Regular Plan - Gr	22.61	0.12	0.89	0.91	0.01
SBI Large & Midcap Fund - Gr	24.99	0.14	1.03	0.97	0.08
SBI Long Term Equity Fund - Gr	23.56	0.12	0.97	0.83	-0.06
SBI Magnum COMMA Fund - Gr	28.69	0.15	1.11	1.15	0.29
SBI Magnum Equity ESG Fund - Gr	22.85	0.10	0.93	0.72	-0.16
SBI Magnum Global Fund - Gr	18.26	0.17	0.70	1.30	0.29
SBI Magnum MidCap Fund - Gr	27.20	0.20	1.09	1.41	0.57
SBI PSU Fund - Gr	25.47	0.03	0.93	0.24	-0.61
SBI Small Cap Fund - Gr	25.75	0.22	1.02	1.61	0.74
Shriram Flexi Cap Fund - Gr	20.44	0.06	0.84	0.40	-0.42
Shriram Long Term Equity Fund - Gr	19.37	0.09	0.78	0.67	-0.18
Sundaram Dividend Yield Fund - Gr	21.11	0.14	0.87	1.00	0.10
Sundaram Focused Fund - Gr	21.41	0.14	0.88	0.99	0.08
Sundaram Large & Midcap Fund - Gr	25.21	0.11	1.04	0.74	-0.16
Sundaram Mid Cap Fund - Gr	25.83	0.10	1.04	0.73	-0.17
Sundaram Multi Cap Fund - Gr	23.10	0.14	0.95	0.95	0.05
Sundaram Rural & Consumption Fund - Gr	22.90	0.09	0.93	0.63	-0.24
Sundaram Services Fund - Gr	24.96	0.18	1.02	1.28	0.39
Sundaram Small Cap Fund - Gr	30.47	0.15	1.21	1.10	0.25
Sundaram Tax Savings Fund - Gr	23.14	0.12	0.96	0.86	-0.03
Tata Equity P/E Fund Gr	23.19	0.10	0.94	0.71	-0.18
Tata Ethical Fund - Gr	19.43	0.19	0.75	1.45	0.42
Tata Flexi Cap Fund - Gr	20.51	0.10	0.84	0.71	-0.16
Tata India Tax Savings Fund Regular Plan - Gr	23.69	0.10	0.98	0.69	-0.19
Tata Large & Mid Cap Fund - Gr	24.35	0.12	1.00	0.86	-0.04
Tata Large Cap Fund - Gr	23.58	0.08	0.97	0.57	-0.31
Tata Mid Cap Growth Fund - Gr	24.85	0.15	1.01	1.06	0.17
Tata Resources & Energy Fund - Gr	27.12	0.18	1.06	1.33	0.46
Tata Small Cap Fund - Gr	26.72	0.22	1.04	1.62	0.75
Taurus Discovery (Midcap) Fund - Gr	24.38	0.14	0.97	1.05	0.15
Taurus Ethical Fund - Gr	18.73	0.16	0.74	1.17	0.21
Taurus Flexi Cap Fund - Gr	23.02	0.04	0.94	0.25	-0.60
Taurus Largecap Equity Fund - Gr	21.59	0.05	0.87	0.34	-0.48
Taurus Tax Shield - Gr	21.58	0.08	0.89	0.59	-0.27
Templeton India Equity Income Fund - Gr	21.43	0.21	0.87	1.48	0.51
Templeton India Value Fund - Gr	28.51	0.13	1.15	0.93	0.04
Union Flexi Cap Fund - Gr	23.14	0.14	0.96	0.99	0.09
Union Largecap Fund - Gr	23.04	0.10	0.94	0.68	-0.20
Union Long Term Equity Fund - Gr	23.10	0.15	0.95	1.04	0.14
Union Small Cap Fund - Gr	27.58	0.23	1.07	1.71	0.88
Union Value Discovery Fund - Gr	25.00	0.12	1.02	0.82	-0.07
UTI Core Equity Fund - Gr	26.10	0.12	1.08	0.83	-0.07
UTI Dividend Yield Fund. - Gr	21.00	0.13	0.84	0.94	0.04
UTI Flexi Cap Fund - Gr	23.24	0.14	0.94	1.02	0.12
UTI Long Term Equity Fund (Tax Saving) - Gr	23.62	0.13	0.98	0.89	-0.01
UTI Master Share - Gr	22.21	0.12	0.91	0.83	-0.05
UTI Mid Cap Fund - Gr	24.76	0.18	1.01	1.28	0.39
UTI MNC Fund - Gr	18.09	0.10	0.71	0.74	-0.11
UTI Transportation and Logistics Fund- Gr	30.05	0.13	1.11	1.03	0.15
UTI Value Opportunities Fund - Gr	23.46	0.13	0.97	0.92	0.03
<b>Average of Equity Schemes</b>	<b>24.11</b>	<b>0.13</b>	<b>0.97</b>	<b>0.92</b>	<b>0.03</b>

## Aggressive Hybrid Funds

Scheme Name	3 Years				
	Std. Deviation	Sharpe Ratio	Beta	Treynor Ratio	Alpha
Aditya Birla Sun Life Equity Hybrid 95 Fund - Gr	19.59	0.08	1.05	0.43	-0.15
Axis Equity Hybrid Fund - Gr	17.49	0.10	0.94	0.53	-0.05
Bank of India Mid & Small Cap Equity & Debt Fund - Gr	21.99	0.20	1.07	1.18	0.64
Baroda BNP Paribas Aggressive Hybrid Fund - Gr	16.03	0.14	0.86	0.77	0.17
Canara Robeco Equity Hybrid Fund - Gr	15.76	0.13	0.86	0.71	0.11
DSP Equity & Bond Fund - Gr	18.15	0.10	0.98	0.56	-0.02
Edelweiss Aggressive Hybrid Fund - Regular Plan - Gr	17.74	0.13	0.96	0.68	0.10
Franklin India Equity Hybrid Fund - Gr	17.92	0.10	0.97	0.53	-0.05
HDFC Hybrid Equity Fund - Gr	19.28	0.11	1.04	0.59	0.01
HSBC Equity Hybrid Fund - Gr	17.45	0.09	0.95	0.49	-0.09
ICICI Prudential Equity & Debt Fund - Regular Gr	20.76	0.17	1.06	0.97	0.41
IDBI Hybrid Equity Fund - Gr	15.69	0.09	0.85	0.47	-0.09
IDFC Hybrid Equity Fund - Regular Plan - Gr	19.13	0.10	1.03	0.54	-0.04
Indiabulls Equity Hybrid Fund - Gr	17.63	0.07	0.94	0.36	-0.20
Invesco India Equity And Bond Fund - Gr	16.93	0.06	0.91	0.35	-0.21
JM Equity Hybrid Fund - Gr	22.45	0.14	1.09	0.83	0.28
Kotak Equity Hybrid Fund - Gr	19.70	0.15	1.07	0.78	0.21
L&T Hybrid Equity Fund - Gr	17.98	0.06	0.97	0.33	-0.24
LIC MF Equity Hybrid Fund - Gr	16.30	0.04	0.87	0.24	-0.29
Mirae Asset Hybrid - Equity Fund - Gr	17.63	0.11	0.96	0.57	-0.01
Motilal Oswal Equity Hybrid Fund - Gr	17.17	0.09	0.91	0.49	-0.08
Navi Equity Hybrid Fund - Gr	17.62	0.06	0.95	0.34	-0.23
Nippon India Equity Hybrid Fund - Gr	23.76	0.03	1.27	0.18	-0.51
PGIM India Hybrid Equity Fund - Gr	18.19	0.06	0.98	0.30	-0.28
Quant Absolute Fund - Gr	19.39	0.27	0.95	1.61	0.98
SBI Equity Hybrid Fund - Gr	17.01	0.12	0.92	0.63	0.05
Shriram Hybrid Equity Fund - Regular Gr	15.93	0.07	0.86	0.38	-0.17
Sundaram Aggressive Hybrid Fund - Gr	16.85	0.11	0.92	0.60	0.02
Tata Hybrid Equity Fund - Regular Plan - Gr	17.81	0.10	0.96	0.52	-0.06
UTI Hybrid Equity Fund - Gr	19.42	0.12	1.05	0.64	0.06
<b>Average of Agg. Hybrid Funds</b>	<b>18.29</b>	<b>0.11</b>	<b>0.97</b>	<b>0.59</b>	<b>0.01</b>

- The above data have been calculated using monthly rolling returns for 36 months period.
- Risk free return considered as 4.9%.
- Standard Deviation is calculated on an annualised basis.

## Sip-Top Up Read Reckoner

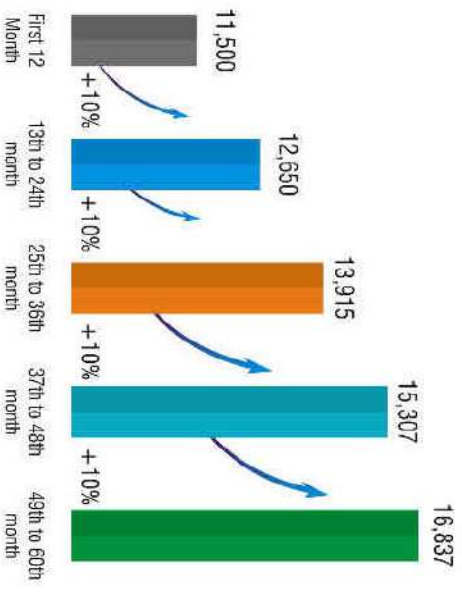
SIP With 10% annual Top up\*

ASSUMED RATE OF RETURN	TARGET AMOUNT TO BE ACHIEVED																							
	5 Years					10 Years					15 Years					20 Years					25 Years			
TENURE	7%	11%	15%	7%	11%	15%	7%	11%	15%	7%	11%	15%	7%	11%	15%	7%	11%	15%	7%	11%	15%			
10 Lacs	11,500*	10,400	9,400	3,800	3,100	2,500	1,700	1,200	900	800	600	400	400	400	300	200								
25 Lacs	28,800	26,100	23,500	9,500	7,800	6,300	4,200	3,100	2,300	2,100	1,400	900	1,100	700	400									
50 Lacs	57,600	52,100	47,000	19,000	15,600	12,600	8,400	6,200	4,500	4,100	2,800	1,800	2,200	1,300	800									
1 Crore	115,300	104,200	93,900	38,100	31,200	25,300	16,700	12,500	9,000	8,300	5,600	3,600	4,400	2,700	1,500									
2 Crore	230,300	208,400	187,900	76,100	62,400	50,500	33,500	24,900	18,000	16,500	11,200	7,200	8,700	5,300	3,000									
5 Crore	576,300	521,000	469,700	190,300	156,000	126,300	83,700	62,300	45,000	41,300	27,900	18,000	21,800	13,400	7,600									
10 Crore	1,152,500	1,042,100	939,400	380,600	312,000	252,700	167,400	124,500	90,100	82,700	55,900	35,900	43,500	26,700	15,200									

Monthly SIP amount (rounded off to the nearest 100s) based on assumed rate of return on investment and corresponding tenure in years

\*Illustration  
Initial Installment Of Rs. 11,500 Will increase over the tenure (Say 5 years) @10%p.a. as illustrated alongside

**SIP- SYSTEMATIC INVESTMENT PLAN**  
Mutual Fund Investment Are Subject to Market Risks,  
Read All Scheme Related Documents Carefully.



**Ashok Metal Industries** Tagore Road, Rajkot-360002. (Guj.) INDIA. Ph. : 0281-2462424 Fax : 91-281-2461888  
Cell. : 98240 46666 | E-mail : ram@ashokindia.com | Visit us at : www.vikalpainvest.com | www.simpfinvest.in