



**Vikalpa**  
FINVEST



**Ramkumar H. Barchha**

AFP. B. Com, P.G.D.B.M.,  
I.C.W.A.I. (Int.), B.E.C. (Level-3)  
Certified Financial & Insurance Professional



Name : \_\_\_\_\_

Contacts : \_\_\_\_\_

# Index

Equity Market .....	1
Debt Market .....	3
Forex .....	3
Fundz This Quarter .....	4
MF Industry AUM .....	4
Funds Snapshot .....	6
Terminology & Definitions .....	23
Performance Scorecard .....	25
Risk Ratios - Equity .....	44



## September 2022 - Global Indices

Indices	Close	Return(%) USD						
		1 month	3 months	1 year	3 years	5 years	10 years	
Developed	All Ordinaries (Australia)	6,679	-9.83	-4.02	-20.23	-5.11	-1.41	-0.20
	Dow Jones Ind Avg (USA)	28,726	-11.79	-9.50	-22.66	-2.44	0.54	3.30
	FTSE 100 (UK)	6,894	-8.49	-6.77	-10.86	-6.76	-5.61	-2.50
	Hang Seng (Hong Kong)	17,223	-15.72	-23.61	-36.14	-16.88	-12.91	-6.07
	Nasdaq (USA)	10,576	-13.12	-7.03	-33.30	4.77	5.46	8.18
	Nikkei 225 (Japan)	25,937	-10.20	-4.72	-19.75	1.23	0.42	6.58
Emerging	S&P BSE SENSEX	57,427	-5.84	5.02	-11.49	8.92	8.02	7.07
	Bovespa (Brazil)	110,037	-2.73	8.27	-9.65	-2.95	3.49	1.86
	Jakarta Composite (Indonesia)	7,041	-4.00	-1.23	2.05	-0.24	-0.89	0.67
	KLSE Composite (Malaysia)	1,395	-9.96	-6.37	-17.36	-8.50	-8.64	-5.78
	PSE Composite (Phillippines)	5,741	-16.23	-9.57	-24.76	-13.73	-10.85	-3.58
	RTS Index (Russia)	1,056	-13.97	-23.90	-45.53	-11.95	-5.74	-7.43
	Seoul Composite (S. Korea)	2,155	-14.15	-10.41	-36.00	-3.13	-6.32	-3.52
	SET (Thailand)	1,590	-5.36	-1.74	-9.79	-5.47	-5.31	-2.31
	Shanghai Composite (China)	3,024	-8.52	-13.72	-22.76	-3.25	-6.26	-0.64
	Straits Times (Singapore)	3,130	-5.67	-2.17	-7.59	-4.43	-4.87	-4.05
Taiwan Weighted (Taiwan)	13,425	-12.36	-12.21	-27.76	2.55	0.81	1.19	

All figures are as of 30th September, 2022

## HIGHLIGHTS

- Global markets remained under pressure during the quarter, as sticky inflationary conditions remained persistent, and the resultant stance of global central banks continued with rate hikes to address inflationary fears. The developed markets corrected during the quarter as major economies, including the United States and the eurozone, acknowledged the concerns around global recession and the energy crisis in the eurozone.
- Domestic markets ended on a positive note for the quarter despite the volatility in global markets. However, the month of September concluded on a negative note due to the sell-off that was observed in the last few days due to worries over global growth and recessionary risks as a result of the hawkish stance of global central banks. The midcap segment was the top gainer, followed by small caps and large caps.
- All BSE sectoral indices declined in September, except for fast-moving consumer goods and healthcare sectors. The energy sector was the biggest laggard after the government hiked taxes on fuel exports and domestic crude.

(Source: Crisil Research, AMC Factsheets)

## Equity Market Indicators

## September 2022 - Key Indices (Total Return Index)

Indices	Close	Return(%) INR					
		1 month	3 months	1 year	3 years	5 years	10 years
S&P BSE SENSEX TRI	86,645	-3.54	8.65	-1.64	15.41	14.24	13.32
NIFTY 50 TRI	24,821	-3.74	8.73	-1.64	15.59	13.20	12.99
S&P BSE 100 TRI	21,870	-3.54	10.19	-0.30	16.42	13.01	13.45
S&P BSE 200 TRI	9,347	-3.54	10.88	0.18	17.70	13.37	14.06
NIFTY 500 TRI	22,979	-3.21	11.19	-0.22	17.97	12.81	13.96
NIFTY MIDCAP 150 TRI	14,556	-1.69	16.51	3.65	26.56	14.38	18.37
S&P BSE SMALL CAP TRI	34,663	-0.56	15.29	2.19	30.45	13.06	16.18
NIFTY NEXT 50 TRI	59,544	-3.01	16.48	1.30	16.58	10.13	15.77

## September 2022 - Sectoral Indices

Indices	Close	Return(%) INR					
		1 month	3 months	1 year	3 years	5 years	10 years
S&P BSE Auto	29,178	-3.81	9.00	22.26	20.29	3.83	10.85
S&P BSE Bankex	44,180	-2.46	14.82	3.40	10.34	10.33	12.89
S&P BSE FMCG	16,180	1.42	17.54	8.87	11.20	10.61	11.38
S&P BSE Healthcare	23,341	1.42	8.03	-10.55	23.16	11.59	11.98
S&P BSE Metal	18,015	-6.00	15.84	-10.74	25.63	5.84	5.52
S&P BSE Oil & Gas	18,559	-8.53	2.98	1.41	8.22	4.57	7.92
S&P BSE Realty	3,377	-8.51	10.06	-17.71	19.52	10.33	6.22
S&P BSE TECK	12,835	-3.19	-1.00	-16.33	18.80	18.01	8.04
NIFTY INDIA CONSUMPTION	7,873	-1.01	17.63	9.42	16.68	12.39	14.05
NIFTY INFRASTRUCTURE	4,958	-3.31	7.32	-1.34	15.61	8.84	6.98
NIFTY MEDIA	2,063	-0.30	8.71	-3.53	4.65	-7.11	2.83
NIFTY DIVIDEND OPPT 50	3,568	-3.53	6.83	-4.79	11.63	7.94	8.09

## Institutional Activity (Net Investment) ₹ Cr.

	September-2022			01-Jan-22 To 30-Sep-22		
	Debt	Equity & Hybrid	Total	Debt	Equity & Hybrid	Total
FII / FPI	2,557	-6,512	-3,955	-5,229	-167,524	-172,753
Mutual Funds	-20,385	18,602	-1,783	-26,529	173,370	146,841

\* Source: SEBI

## HIGHLIGHTS

- The US Fed, in its September monetary policy meeting, raised its target interest rate by 75 bps for the third consecutive time. The central bank also reiterated its prime focus to battle persistent high inflation. The European Central Bank raised its main refinancing operations rate by 75 bps to 1.25%, the highest level since 2011.
- G-Sec yields climbed higher due to repo rate hikes and inflation concerns. The benchmark 10-year G-Sec yield rose 24 bps to 7.43% on Sep 30, 2022 from 7.19% as on Aug 31, 2022.

(Source: Crisil Research, AMC Factsheets)

## Debt Market Indicators

Benchmarks	As on 30-Sep-22	As on 31-Aug-22	As on 30-Jun-22	Change (Month)	Change (Quarter)
364 Day Tbill	6.69%	6.31%	6.24%	0.38%	0.45%
91 Day Tbill	6.04%	5.63%	5.11%	0.41%	0.93%
10-year Benchmark (06.54 GS 2032)	7.43%	7.19%	7.45%	0.24%	-0.02%
3 Months Certificate Of Deposit (CD)	6.32%	5.84%	5.40%	0.48%	0.92%
Call Rate	5.50%	5.09%	4.90%	0.41%	0.60%
MIBOR	5.74%	5.34%	4.95%	0.40%	0.79%
Bank Rate	6.15%	5.65%	5.15%	0.50%	1.00%
RBI LAF-Repo rate	5.90%	5.40%	4.90%	0.50%	1.00%
RBI LAF-Reverse Repo rate	3.35%	3.35%	3.35%	0.00%	0.00%
CRR	4.50%	4.50%	4.50%	0.00%	0.00%
Foreign Exchange Reserve(\$ bn)	537.50	561.05	590.59	-23.55	-53.09
Brent Crude Oil (\$/bbl)	89.12	101.24	109.03	-12.12	-19.91
Gold (\$/oz)	1664.40	1733.68	1817.00	-69.28	-152.60
US 10-yr Gilt	3.80%	3.11%	2.97%	0.69%	0.83%

Source: RBI, Reuters, Bloomberg

## Forex

## HIGHLIGHTS

- In September 2022, the INR depreciated by 2.38% against the USD. The INR depreciated close to 7% against the USD on a YTD basis.
- India's Foreign exchange reserves stood at USD 537.5 bn in September (561.04 billion in August).

(Source: Crisil Research, AMC Factsheets)

## FOREX

	30-Sep-22	31-Aug-22	30-Jun-22	30-Sep-21	% Change (Month)	% Change (Quarter)	% Change (Year)
1 US\$	81.46	79.52	78.98	74.24	-2.38%	-3.04%	-8.86%
1 Euro	80.11	79.71	82.58	86.14	-0.50%	3.08%	7.52%
100 Yen	56.44	57.54	57.96	66.35	1.95%	2.69%	17.56%
1 Pound	90.77	93.35	95.96	99.86	2.84%	5.72%	10.02%

\* Source: RBI

## Average Assets Under Management (AUM) for the quarter Jul - Sep 2022 (Rs in crores)

Rank	Mutual Fund Name	Average AUM	Equity	Debt & Other	Equity(%)	Debt & Other(%)
1	SBI Mutual Fund	683,776	437,343	246,433	64	36
2	ICICI Prudential Mutual Fund	497,269	232,175	265,094	47	53
3	HDFC Mutual Fund	432,895	203,201	229,694	47	53
4	Nippon India Mutual Fund	287,078	162,371	124,707	57	43
5	Kotak Mahindra Mutual Fund	284,018	136,527	147,490	48	52
6	Aditya Birla Sun Life Mutual Fund	283,257	115,172	168,085	41	59
7	Axis Mutual Fund	248,992	147,527	101,464	59	41
8	UTI Mutual Fund	233,595	158,518	75,078	68	32
9	IDFC Mutual Fund	120,051	28,248	91,803	24	76
10	DSP Mutual Fund	111,341	66,604	44,737	60	40
11	Mirae Asset Mutual Fund	110,975	99,001	11,974	89	11
12	Edelweiss Mutual Fund	104,112	18,147	85,965	17	83
13	Tata Mutual Fund	91,315	49,694	41,621	54	46
14	L&T Mutual Fund	71,703	38,899	32,804	54	46
15	Franklin Templeton Mutual Fund	62,480	49,559	12,921	79	21
16	Canara Robeco Mutual Fund	55,149	45,002	10,147	82	18
17	Sundaram Mutual Fund	42,422	32,376	10,045	76	24
18	Invesco Mutual Fund	42,331	26,791	15,540	63	37
19	Motilal Oswal Mutual Fund	33,160	27,927	5,233	84	16
20	PPFAS Mutual Fund	28,411	23,311	5,100	82	18
21	Baroda BNP Paribas Mutual Fund	22,895	13,135	9,760	57	43
22	PGIM India Mutual Fund	19,333	14,966	4,367	77	23
23	LIC Mutual Fund	17,879	7,436	10,443	42	58
24	HSBC Mutual Fund	13,761	4,600	9,161	33	67
25	Quant Mutual Fund	11,155	9,993	1,162	90	10
26	Union Mutual Fund	9,390	6,217	3,173	66	34
27	Mahindra Manulife Mutual Fund	9,171	7,061	2,110	77	23
28	NJ Mutual Fund	4,962	3,984	977	80	20
29	IIFL Mutual Fund	4,691	3,186	1,505	68	32
30	IDBI Mutual Fund	3,802	2,554	1,247	67	33
31	Bank of India Mutual Fund	3,054	2,141	914	70	30
32	JM Financial Mutual Fund	3,030	695	2,335	23	77
33	ITI Mutual Fund	2,927	2,372	555	81	19
34	Quantum Mutual Fund	2,017	980	1,037	49	51
35	Navi Mutual Fund	1,736	1,133	603	65	35
36	IL&FS Mutual Fund (IDF)	1,421	0	1,421	0	100
37	Trust Mutual Fund	967	0	967	0	100
38	WhiteOak Capital Mutual Fund	662	538	124	81	19
39	Samco Mutual Fund	647	645	2	100	0
40	IIFCL Mutual Fund (IDF)	631	0	631	0	100
41	Indiabulls Mutual Fund	581	204	378	35	65
42	Taurus Mutual Fund	518	508	9	98	2
43	Shriram Mutual Fund	254	149	104	59	41
	<b>Total of above Mutual Funds</b>	<b>3,959,813</b>	<b>2,180,892</b>	<b>1,778,921</b>	<b>55</b>	<b>45</b>

Highlighted are the top 10 AMCs on the basis of their average AUM.

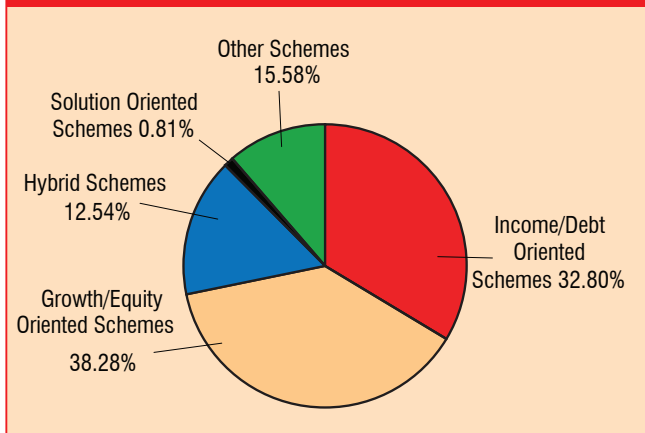
## MF Industry AUM Comparison

Mutual Fund Name	Avg. AUM Jul-Sep 2022	Avg. AUM Apr-Jun 2022	Absolute change over a quarter	% Change over a quarter	Avg. AUM Jul-Sep 2021	Absolute change over a year	% Change over a year
Aditya Birla Sun Life Mutual Fund	283,257	282,183	1,074	0.38	300,773	-17,516	-5.82
Axis Mutual Fund	248,992	246,127	2,865	1.16	238,575	10,417	4.37
Bank of India Mutual Fund	3,054	2,948	106	3.61	2,494	561	22.49
Baroda BNP Paribas Mutual Fund	22,895	21,896	1,000	4.57	20,698	2,197	10.61
Canara Robeco Mutual Fund	55,149	49,253	5,896	11.97	39,344	15,805	40.17
DSP Mutual Fund	111,341	106,682	4,659	4.37	107,290	4,051	3.78
Edelweiss Mutual Fund	104,112	93,688	10,424	11.13	69,188	34,923	50.48
Franklin Templeton Mutual Fund	62,480	60,017	2,463	4.10	64,587	-2,107	-3.26
HDFC Mutual Fund	432,895	418,852	14,043	3.35	441,852	-8,956	-2.03
HSBC Mutual Fund	13,761	13,532	229	1.70	11,476	2,285	19.91
ICICI Prudential Mutual Fund	497,269	484,873	12,397	2.56	461,289	35,980	7.80
IDBI Mutual Fund	3,802	3,903	-101	-2.59	4,384	-582	-13.28
IDFC Mutual Fund	120,051	117,110	2,940	2.51	126,560	-6,510	-5.14
IIFCL Mutual Fund (IDF)	631	625	6	0.97	612	19	3.12

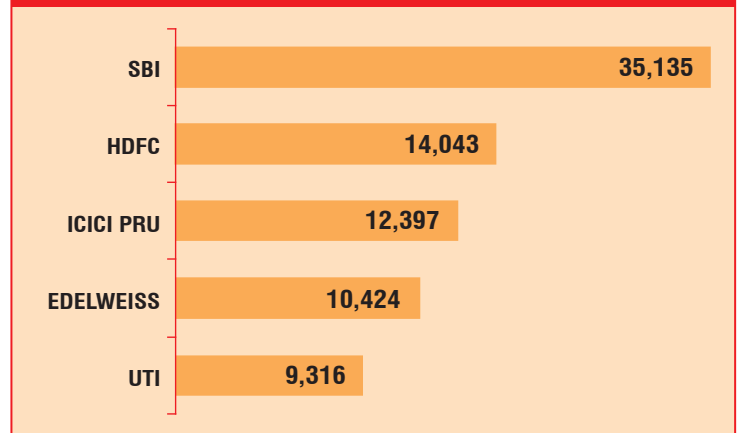
## MF Industry AUM Comparison

Mutual Fund Name	Avg. AUM Jul-Sep 2022	Avg. AUM Apr-Jun 2022	Absolute change over a quarter	% Change over a quarter	Avg. AUM Jul-Sep 2021	Absolute change over a year	% Change over a year
IIFL Mutual Fund	4,691	4,538	153	3.37	3,128	1,562	49.94
IL&FS Mutual Fund (IDF)	1,421	1,394	27	1.93	1,385	36	2.62
Indiabulls Mutual Fund	581	524	57	10.92	655	-73	-11.18
Invesco Mutual Fund	42,331	40,218	2,113	5.25	42,930	-600	-1.40
ITI Mutual Fund	2,927	2,706	221	8.18	1,983	944	47.59
JM Financial Mutual Fund	3,030	3,057	-26	-0.85	2,089	941	45.06
Kotak Mahindra Mutual Fund	284,018	283,897	121	0.04	270,615	13,402	4.95
L&T Mutual Fund	71,703	71,571	133	0.19	78,274	-6,571	-8.39
LIC Mutual Fund	17,879	17,344	535	3.08	18,040	-161	-0.89
Mahindra Manulife Mutual Fund	9,171	9,223	-52	-0.56	6,687	2,484	37.15
Mirae Asset Mutual Fund	110,975	102,384	8,591	8.39	91,802	19,173	20.89
Motilal Oswal Mutual Fund	33,160	32,303	857	2.65	33,544	-385	-1.15
Navi Mutual Fund	1,736	1,353	383	28.32	867	869	100.18
Nippon India Mutual Fund	287,078	281,440	5,638	2.00	267,213	19,865	7.43
NJ Mutual Fund	4,962	4,979	-17	-0.34	NA	NA	NA
PGIM India Mutual Fund	19,333	17,206	2,128	12.37	11,185	8,149	72.85
PPFAS Mutual Fund	28,411	24,790	3,621	14.61	15,943	12,468	78.20
Quant Mutual Fund	11,155	8,788	2,368	26.94	3,301	7,855	237.95
Quantum Mutual Fund	2,017	1,954	63	3.23	2,012	5	0.24
Samco Mutual Fund	647	590	57	9.62	NA	NA	NA
SBI Mutual Fund	683,776	648,641	35,135	5.42	579,318	104,458	18.03
Shriram Mutual Fund	254	208	45	21.75	217	36	16.69
Sundaram Mutual Fund	42,422	39,954	2,468	6.18	42,307	115	0.27
Tata Mutual Fund	91,315	88,392	2,923	3.31	77,010	14,305	18.58
Taurus Mutual Fund	518	498	19	3.85	539	-22	-4.04
Trust Mutual Fund	967	1,034	-67	-6.48	1,033	-66	-6.40
Union Mutual Fund	9,390	8,123	1,268	15.61	7,300	2,090	28.63
UTI Mutual Fund	233,595	224,279	9,316	4.15	208,971	24,624	11.78
WhiteOak Capital Mutual Fund	662	127	535	422.85	46	616	1343.90
<b>Total</b>	<b>3,959,813</b>	<b>3,823,199</b>	<b>136,614</b>	<b>3.57</b>	<b>3,657,517</b>	<b>302,296</b>	<b>8.27</b>

### Categorywise AUM as on 30th Sep 2022



### Top 5 AMCs Based on Abs. AAUM Growth (₹Cr) For Quarter Jul-Sep 2022



MF Category	Sales	Redemptions	Net Sales	Net AUM
				30-Sep-22
<b>Sep - 2022</b>				
Income/Debt Oriented Schemes	904,903	971,533	-66,630	1,260,182
Growth/Equity Oriented Schemes	35,597	21,520	14,077	1,470,743
Hybrid Schemes	12,362	15,050	-2,688	481,748
Solution Oriented Schemes	382	169	213	31,023
Other Schemes	24,734	11,111	13,623	598,655
<b>Total</b>	<b>977,978</b>	<b>1,019,382</b>	<b>-41,404</b>	<b>3,842,351</b>

₹ in Crore

\* Source: AMFI



Large Cap Fund

# Total Return Index, ^ Expense Ratios as on 30th Sep 2022, \*\* Holdings data as on 30th Sep 2022\*

Scheme Name	Date of Inception	Benchmark #	^ Expense Ratio %	As on 30th Sep 2022		% Change over a quarter		% Exposure in Holdings*		
				Corpus in crs	NAV (Rs)	Corpus	NAV	Top Holding	Total of Top 5	Total of Top 10
Aditya Birla Sun Life Frontline Equity Fund	Aug 02	NIFTY 100 - TRI	1.74	21,458	336.85	8.47%	9.87%	ICICI Bank Ltd.(9.5)	33.05	48.73
Axis Bluechip Fund	Jan 10	S&P BSE 100 - TRI	1.62	35,822	43.25	10.83%	10.78%	Bajaj Finance Ltd.(9.59)	44.96	66.96
Bank of India Bluechip Fund	Jun 21	NIFTY 100 - TRI	2.59	133	10.44	10.62%	12.26%	ICICI Bank Ltd.(8.83)	26.78	41.57
Baroda BNP Paribas Large Cap Fund	Sep 04	NIFTY 100 - TRI	2.24	1,327	137.87	10.10%	8.40%	ICICI Bank Ltd.(9.36)	35.79	56.25
Canara Robeco Bluechip Equity Fund	Aug 10	S&P BSE 100 - TRI	1.84	7,988	40.35	17.05%	9.14%	ICICI Bank Ltd.(9.23)	32.86	50.84
DSP Top 100 Equity Fund	Mar 03	S&P BSE 100 - TRI	2.08	2,655	284.84	9.92%	11.46%	ICICI Bank Ltd.(9.93)	36.91	57.09
Edelweiss Large Cap Fund	May 09	NIFTY 100 - TRI	2.56	354	53.54	14.16%	9.65%	ICICI Bank Ltd.(8.37)	29.02	41.66
Franklin India Bluechip Fund	Dec 93	NIFTY 100 - TRI	1.89	6,359	672.88	7.28%	6.95%	HDFC Bank Ltd.(9.11)	36.34	57.24
HDFC Top 100 Fund	Oct 96	NIFTY 100 - TRI	1.73	21,379	701.32	7.38%	7.94%	ICICI Bank Ltd.(8.98)	34.95	55.86
HSBC Large Cap Equity Fund	Dec 02	NIFTY 100 - TRI	2.42	754	308.90	9.38%	10.25%	ICICI Bank Ltd.(9.72)	40.78	63.29
ICICI Prudential Bluechip Fund	May 08	NIFTY 100 - TRI	1.70	32,810	65.48	9.44%	8.30%	ICICI Bank Ltd.(9.74)	36.97	58.38
IDBI India Top 100 Equity Fund	Apr 12	NIFTY 100 - TRI	2.42	602	38.88	10.78%	10.49%	ICICI Bank Ltd.(7.29)	32.23	46.82
IDFC Large Cap Fund	Jun 06	S&P BSE 100 - TRI	2.30	1,073	48.62	11.46%	10.48%	HDFC Bank Ltd.(9.66)	33.67	52.95
Indiabulls Blue Chip Fund	Feb 12	NIFTY 100 - TRI	2.43	95	28.35	7.56%	9.29%	ICICI Bank Ltd.(10.81)	39.91	60.02
Invesco India Largecap Fund	Aug 09	NIFTY 100 - TRI	2.27	717	42.74	16.36%	9.59%	HDFC Bank Ltd.(8.62)	42.12	63.19
ITI Large Cap Fund	Dec 20	NIFTY 100 - TRI	2.48	193	11.57	6.41%	9.66%	Reliance Industries Ltd.(7.85)	34.75	59.40
JM Large Cap Fund	Apr 95	S&P BSE 100 - TRI	2.50	48	97.50	5.00%	9.89%	Larsen & Toubro Ltd.(6.48)	33.80	55.66
Kotak Bluechip Fund	Dec 98	NIFTY 100 - TRI	1.97	4,934	366.90	17.01%	8.99%	ICICI Bank Ltd.(7.6)	33.96	50.14
L&T India Large Cap Fund	Oct 07	S&P BSE 100 - TRI	2.50	725	40.24	10.87%	12.13%	ICICI Bank Ltd.(8.72)	34.67	51.08
LIC MF Large Cap Fund	Sep 99	NIFTY 100 - TRI	2.50	674	39.28	9.99%	9.91%	ICICI Bank Ltd.(8.74)	36.07	55.22
Mahindra Manulife Large Cap Pragati Yojana	Mar 19	NIFTY 100 - TRI	2.67	199	15.35	25.47%	8.54%	ICICI Bank Ltd.(8.06)	40.32	62.91
Mirae Asset Large Cap Fund	Apr 08	NIFTY 100 - TRI	1.58	32,981	77.05	8.85%	8.54%	HDFC Bank Ltd.(9.72)	38.79	55.01
Nippon India Large Cap Fund	Aug 07	S&P BSE 100 - TRI	1.85	11,951	52.61	12.91%	12.51%	HDFC Ltd.(7.27)	33.78	55.65
PGIM India Large Cap Fund	Jan 03	NIFTY 100 - TRI	2.52	392	234.88	12.74%	8.19%	ICICI Bank Ltd.(9.66)	36.42	59.06
SBI Blue Chip Fund	Feb 06	S&P BSE 100 - TRI	1.60	33,022	60.67	10.13%	9.29%	ICICI Bank Ltd.(7.95)	30.84	47.41
Sundaram Large Cap Fund	Oct 20	NIFTY 100 - TRI	1.94	2,962	14.58	4.56%	9.12%	ICICI Bank Ltd.(9.44)	32.58	51.38
Tata Large Cap Fund	May 98	NIFTY 100 - TRI	2.41	1,304	324.22	15.13%	9.17%	ICICI Bank Ltd.(8.46)	37.90	56.33
Taurus Largecap Equity Fund	Aug 95	S&P BSE 100 - TRI	2.61	35	106.89	18.61%	18.58%	Mahindra & Mahindra Ltd.(6.97)	30.96	49.26
Union Largecap Fund	May 17	S&P BSE 100 - TRI	2.58	232	15.95	8.80%	8.50%	ICICI Bank Ltd.(8.86)	29.72	47.91
UTI Master Share	Aug 05	S&P BSE 100 - TRI	2.04	10,394	190.12	12.52%	9.92%	ICICI Bank Ltd.(9.52)	33.19	47.58
<b>Average</b>			<b>2.19</b>			<b>11.33%</b>			<b>35.14</b>	<b>54.16</b>

Large & Mid Cap Fund

Scheme Name	Date of Inception	Benchmark #	^ Expense Ratio %	As on 30th Sep 2022		% Change over a quarter		% Exposure in Holdings*		
				Corpus in crs	NAV (Rs)	Corpus	NAV	Top Holding	Total of Top 5	Total of Top 10
Aditya Birla Sun Life Equity Advantage Fund	Apr 01	S&P BSE 250 LargeMidCap Index - TRI	1.96	5,379	600.36	9.09%	11.11%	ICICI Bank Ltd.(9.16)	25.41	42.34
Axis Growth Opportunities Fund	Oct 18	NIFTY LargeMidcap 250 - TRI	1.83	8,334	19.87	17.87%	11.75%	Bajaj Finance Ltd.(9.47)	34.44	52.11
Bank of India Large & Mid Cap Equity Fund	Oct 08	S&P BSE 250 LargeMidCap Index - TRI	2.60	207	55.09	13.61%	13.49%	State Bank of India(6.83)	21.90	37.67
Baroda BNP Paribas Large & Mid Cap Fund	Sep 20	S&P BSE 250 LargeMidCap Index - TRI	2.58	745	15.85	4.84%	10.45%	ICICI Bank Ltd.(8.1)	26.73	39.75
Canara Robeco Emerging Equities Fund	Mar 05	NIFTY LargeMidcap 250 - TRI	1.79	14,869	160.80	16.45%	11.60%	ICICI Bank Ltd.(6.69)	21.99	34.76
DSP Equity Opportunities Fund	May 00	NIFTY LargeMidcap 250 - TRI	1.89	7,011	353.06	13.62%	12.23%	ICICI Bank Ltd.(7.73)	26.68	40.86
Edelweiss Large & Mid Cap Fund	Jun 07	NIFTY LargeMidcap 250 - TRI	2.21	1,543	52.90	21.52%	13.22%	ICICI Bank Ltd.(7.52)	21.75	35.08
Franklin India Equity Advantage Fund	Mar 05	NIFTY LargeMidcap 250 - TRI	2.10	2,690	119.64	7.83%	9.07%	HDFC Bank Ltd.(5.68)	34.83	49.58
HDFC Large and Mid Cap Fund	Mar 94	NIFTY LargeMidcap 250 - TRI	2.07	7,071	191.86	21.55%	12.12%	ICICI Bank Ltd.(4.47)	23.91	38.06
HSBC Large and Mid Cap Equity Fund	Mar 19	NIFTY LargeMidcap 250 - TRI	2.45	494	15.34	9.18%	10.45%	ICICI Bank Ltd.(7.24)	27.54	40.24
ICICI Prudential Large & Mid Cap Fund	Jul 98	NIFTY LargeMidcap 250 - TRI	2.06	5,681	556.37	14.24%	10.35%	HDFC Bank Ltd.(7.81)	30.63	45.56
IDFC Core Equity Fund	Aug 05	NIFTY LargeMidcap 250 - TRI	2.06	2,379	70.16	9.88%	12.76%	ICICI Bank Ltd.(6.86)	26.70	39.51
Invesco India Growth Opportunities Fund	Aug 07	NIFTY LargeMidcap 250 - TRI	1.95	3,826	51.57	9.22%	12.40%	ICICI Bank Ltd.(7.8)	26.07	40.21
Kotak Equity Opportunities Fund	Sep 04	NIFTY LargeMidcap 250 - TRI	1.80	10,759	200.36	16.66%	12.14%	ICICI Bank Ltd.(5.57)	23.67	38.54
L&T Large and Midcap Fund	May 06	NIFTY LargeMidcap 250 - TRI	2.23	1,576	71.24	16.72%	16.42%	ICICI Bank Ltd.(6.66)	22.49	37.22
LIC MF Large & Mid Cap Fund	Feb 15	NIFTY LargeMidcap 250 - TRI	2.35	1,967	24.65	20.09%	12.87%	ICICI Bank Ltd.(5.64)	23.20	34.79
Mahindra Manulife Top 250 Nivesh Yojana	Dec 19	NIFTY LargeMidcap 250 - TRI	2.33	985	16.93	24.45%	11.39%	ICICI Bank Ltd.(5.51)	22.73	36.01
Mirae Asset Emerging Bluechip Fund	Jul 10	NIFTY LargeMidcap 250 - TRI	1.73	22,927	93.77	10.95%	8.27%	HDFC Bank Ltd.(5.39)	24.65	38.26
Motilal Oswal Large and Midcap Fund	Oct 19	NIFTY LargeMidcap 250 - TRI	2.23	1,335	16.27	19.45%	15.66%	ICICI Bank Ltd.(8)	26.66	46.71
Navi Large & Midcap Fund	Dec 15	S&P BSE 250 LargeMidCap Index - TRI	2.30	244	24.35	83.52%	11.78%	ICICI Bank Ltd.(6.54)	20.06	34.14
Nippon India Vision Fund	Oct 95	NIFTY LargeMidcap 250 - TRI	2.06	3,155	822.24	10.42%	11.43%	HDFC Bank Ltd.(4.97)	19.27	31.16
Quant Large & Mid Cap Fund	Dec 06	NIFTY LargeMidcap 250 - TRI	2.31	314	70.20	102.05%	13.09%	ITC Ltd.(8.8)	37.05	67.59
SBI Large & Midcap Fund	May 05	NIFTY LargeMidcap 250 - TRI	1.84	8,030	387.41	25.58%	15.92%	ICICI Bank Ltd.(5.8)	21.43	33.56
Sundaram Large & Midcap Fund	Feb 07	NIFTY LargeMidcap 250 - TRI	1.91	5,090	54.35	12.32%	12.94%	ICICI Bank Ltd.(7.61)	21.78	37.10
Tata Large & Mid Cap Fund	Feb 93	NIFTY LargeMidcap 250 - TRI	2.08	3,333	345.31	17.14%	14.09%	ICICI Bank Ltd.(8.02)	31.34	49.57
Union Large & Midcap Fund	Dec 19	S&P BSE 250 LargeMidCap Index - TRI	2.51	390	16.70	22.52%	13.37%	ICICI Bank Ltd.(6.11)	18.54	30.31
UTI Core Equity Fund	May 09	NIFTY LargeMidcap 250 - TRI	2.55	1,434	98.55	14.13%	10.77%	ICICI Bank Ltd.(5.72)	20.80	35.59
<b>Average</b>			<b>2.14</b>			<b>20.92%</b>			<b>25.27</b>	<b>40.23</b>

Flexi Cap Fund

Scheme Name	Date of Inception	Benchmark #	^ Expense Ratio %	As on 30th Sep 2022		% Change over a quarter		% Exposure in Holdings*		
				Corpus in crs	NAV (Rs)	Corpus	NAV	Top Holding	Total of Top 5	Total of Top 10
Aditya Birla SL Flexi Cap Fund	Aug 98	NIFTY 500 - TRI	1.80	15,735	1096.95	9.66%	10.14%	ICICI Bank Ltd.(9.84)	34.94	49.45
Axis Flexi Cap Fund	Nov 17	NIFTY 500 - TRI	1.83	11,039	17.96	13.85%	12.60%	ICICI Bank Ltd.(9.6)	38.02	55.97
Bank of India Flexi Cap Fund	Jun 20	S&P BSE 500 - TRI	2.54	324	19.12	32.44%	12.27%	State Bank Of India(6.06)	18.73	30.11
Canara Rob Flexi Cap Fund	Sep 03	S&P BSE 500 - TRI	1.81	8,243	218.67	16.06%	10.03%	ICICI Bank Ltd.(8.13)	25.94	41.66
DSP Flexi Cap Fund	Jun 07	NIFTY 500 - TRI	1.92	7,822	63.05	14.62%	13.17%	HDFC Bank Ltd.(9.71)	26.77	41.26
Edelweiss Flexi Cap Fund	Feb 15	NIFTY 500 - TRI	2.23	1,019	22.68	15.16%	11.12%	ICICI Bank Ltd.(8.86)	28.90	42.81
Franklin India Flexi Cap Fund	Sep 94	NIFTY 500 - TRI	1.84	10,002	963.21	10.12%	11.86%	ICICI Bank Ltd.(8.62)	36.58	53.96
HDFC Flexi Cap Fund	Jan 95	NIFTY 500 - TRI	1.65	29,749	1066.17	12.21%	11.19%	ICICI Bank Ltd.(8.69)	34.77	53.03
HSBC Flexi Cap Fund	Feb 04	NIFTY 500 - TRI	2.50	406	125.32	10.16%	10.23%	ICICI Bank Ltd.(8.82)	36.36	51.18
ICICI Pru Multicap Fund	Jul 21	S&P BSE 500 - TRI	1.75	11,706	11.28	2.24%	10.05%	HDFC Bank Ltd.(8.55)	23.44	37.64
IDBI Flexi Cap Fund	Mar 14	NIFTY 500 - TRI	2.53	374	34.68	8.05%	14.04%	HDFC Bank Ltd.(6.58)	23.89	39.72
IDFC Flexi Cap Fund	Sep 05	S&P BSE 500 - TRI	1.94	5,799	136.49	12.70%	13.99%	ICICI Bank Ltd.(9.34)	30.83	45.20
Invesco India Flexi Cap Fund	Feb 22	S&P BSE 500 - TRI	2.44	907	10.23	14.95%	11.56%	ICICI Bank Ltd.(9.35)	29.28	42.03
JM Flexicap Fund	Sep 08	S&P BSE 500 - TRI	2.51	226	52.24	19.93%	10.44%	ICICI Bank Ltd.(6.84)	26.03	44.92
Kotak Flexicap Fund	Sep 09	NIFTY 500 - TRI	1.57	35,933	52.07	7.78%	10.55%	ICICI Bank Ltd.(9.81)	32.58	53.50
L&T Flexicap Fund	May 05	S&P BSE 500 - TRI	2.07	2,788	118.49	8.82%	10.07%	ICICI Bank Ltd.(5.37)	26.99	44.87
LIC MF Flexi Cap Fund	Mar 98	NIFTY 500 - TRI	2.57	410	65.66	11.14%	11.49%	ICICI Bank Ltd.(7.93)	34.23	48.21
Mahindra Manulife Flexi Cap Yojana	Aug 21	NIFTY 500 - TRI	2.20	966	10.05	9.76%	10.41%	ICICI Bank Ltd.(9.24)	21.74	26.13
Motilal Oswal Flexi Cap Fund	Apr 14	NIFTY 500 - TRI	1.77	9,367	33.88	8.65%	13.85%	ICICI Bank Ltd.(7.36)	32.34	55.82
Navi Flexi Cap Fund	Jul 18	NIFTY 500 - TRI	2.34	209	15.73	16.30%	11.28%	ICICI Bank Ltd.(9.52)	24.72	39.65
Nippon India Flexi Cap Fund	Aug 21	NIFTY 500 - TRI	2.14	4,163	10.59	12.34%	10.10%	ICICI Bank Ltd.(5.91)	24.21	36.36
Parag Parikh Flexi Cap Fund	May 13	NIFTY 500 - TRI	1.73	26,033	46.75	16.62%	6.26%	Bajaj Holdings & Inv Ltd.(9.02)	38.24	64.44
PGIM India Flexi Cap Fund	Mar 15	NIFTY 500 - TRI	1.95	5,085	24.82	19.89%	9.82%	ICICI Bank Ltd.(9.56)	21.32	37.26
Quant Flexi Cap Fund	Sep 08	NIFTY 500 - TRI	2.33	640	60.73	56.48%	16.56%	ITC Ltd.(9.13)	35.73	59.84
Samco Flexi Cap Fund	Feb 22	NIFTY 500 - TRI	2.45	673	9.45	20.38%	13.86%	Bajaj Finserv Ltd.(9.48)	38.54	63.57
SBI Flexicap Fund	Sep 05	S&P BSE 500 - TRI	1.70	15,800	74.51	9.03%	8.81%	ICICI Bank Ltd.(8.12)	26.60	40.67
Shriram Flexi Cap Fund	Sep 18	NIFTY 500 - TRI	2.55	63	14.61	8.10%	11.41%	Reliance Industries Ltd.(8.78)	34.69	52.78
Tata Flexi Cap Fund	Sep 18	NIFTY 500 - TRI	2.12	2,217	15.65	10.63%	10.10%	ICICI Bank Ltd.(7.99)	28.33	43.91
Taurus Flexi Cap Fund	Jan 94	S&P BSE 500 - TRI	2.64	254	151.37	14.47%	15.04%	Adani Enterprises Ltd.(4.64)	28.08	44.77
Union Flexi Cap Fund	Jun 11	S&P BSE 500 - TRI	2.27	1,286	32.87	18.54%	10.71%	ICICI Bank Ltd.(8.45)	27.73	43.63
UTI Flexi Cap Fund	Aug 05	NIFTY 500 - TRI	1.82	25,787	238.88	13.81%	12.20%	Bajaj Finance Ltd.(6.06)	25.42	41.96
<b>Average</b>			<b>2.11</b>			<b>14.67%</b>			<b>29.55</b>	<b>46.01</b>

Multi Cap Fund

Scheme Name	Date of Inception	Benchmark #	^ Expense Ratio %	As on 30th Sep 2022		% Change over a quarter		% Exposure in Holdings*		
				Corpus in crs	NAV (Rs)	Corpus	NAV	Top Holding	Total of Top 5	Total of Top 10
Aditya Birla SL Multi Cap Fund	May 21	Nifty500 Multicap 50:25:25 - TRI	2.11	3,679	12.08	9.66%	9.22%	ICICI Bank Ltd.(5.7)	17.41	29.97
Axis Multicap Fund	Dec 21	Nifty500 Multicap 50:25:25 - TRI	1.85	5,411	9.76	11.73%	12.96%	ICICI Bank Ltd.(7.76)	23.60	38.07
Baroda BNP Paribas Multi Cap Fund	Sep 03	Nifty500 Multicap 50:25:25 - TRI	2.23	1,656	166.81	9.19%	10.98%	ICICI Bank Ltd.(7.37)	25.65	39.20
HDFC Multi Cap Fund	Dec 21	Nifty500 Multicap 50:25:25 - TRI	1.81	5,540	10.53	18.10%	14.66%	ICICI Bank Ltd.(4.2)	15.04	24.25
ICICI Pru Multicap Fund	Oct 94	Nifty500 Multicap 50:25:25 - TRI	1.97	6,791	450.52	10.30%	11.48%	ICICI Bank Ltd.(7.73)	23.18	34.83
IDFC Multi Cap Fund	Dec 21	Nifty500 Multicap 50:25:25 - TRI	2.29	1,120	10.39	20.43%	13.56%	ICICI Bank Ltd.(3.27)	12.99	23.49
Invesco India Multicap Fund	Mar 08	Nifty500 Multicap 50:25:25 - TRI	2.16	2,231	77.54	21.71%	13.35%	ICICI Bank Ltd.(5.79)	20.63	34.45
ITI Multicap Fund	May 19	Nifty500 Multicap 50:25:25 - TRI	2.65	450	13.65	22.41%	12.35%	Reliance Industries Ltd.(3.82)	42.66	71.43
Kotak Multicap Fund	Sep 21	Nifty500 Multicap 50:25:25 - TRI	1.88	4,166	10.18	14.75%	14.87%	Maruti Suzuki India Ltd.(5.52)	22.01	35.93
Mahindra Manulife Multi Cap Badhat Yojana	May 17	Nifty500 Multicap 50:25:25 - TRI	2.27	1,426	20.51	25.71%	13.56%	ICICI Bank Ltd.(4.52)	24.97	37.18
Nippon India Multi Cap Fund	Mar 05	Nifty500 Multicap 50:25:25 - TRI	1.91	13,529	162.90	20.06%	17.95%	Linde India Ltd.(4.35)	25.88	39.03
Quant Active Fund	Mar 01	Nifty500 Multicap 50:25:25 - TRI	2.63	3,024	435.42	30.80%	16.96%	ITC Ltd.(9.7)	37.23	58.26
SBI Multicap Fund	Mar 22	Nifty500 Multicap 50:25:25 - TRI	1.76	11,576	10.64	20.41%	12.57%	TVS Motor Company Ltd.(6.24)	25.69	42.51
Sundaram Multi Cap Fund	Oct 00	Nifty500 Multicap 50:25:25 - TRI	2.16	1,860	237.83	11.33%	12.26%	Reliance Industries Ltd.(5.48)	20.86	32.97
<b>Average</b>			<b>2.12</b>			<b>17.61%</b>			<b>24.13</b>	<b>38.69</b>

## Mid Cap Fund

Scheme Name	Date of Inception	Benchmark #	^ Expense Ratio %	As on 30th Sep 2022		% Change over a quarter		% Exposure in Holdings*		
				Corpus in crs	NAV (Rs)	Corpus	NAV	Top Holding	Total of Top 5	Total of Top 10
Aditya Birla Sun Life Midcap Fund	Oct 02	Nifty Midcap 150 - TRI	2.07	3,550	463.09	12.33%	11.19%	Gujarat Fluorochemicals Ltd.(5.08)	19.18	32.74
Axis MidCap Fund	Feb 11	S&P BSE 150 MidCap - TRI	1.76	19,462	68.30	17.48%	14.52%	Cholamandalam Investment & Finance(4.2)	18.88	34.79
Baroda BNP Paribas Mid Cap Fund	May 06	Nifty Midcap 150 - TRI	2.22	1,201	58.83	12.86%	12.64%	Trent Ltd.(6.16)	17.84	31.75
DSP Mid Cap Fund	Nov 06	Nifty Midcap 150 - TRI	1.79	14,145	87.78	13.15%	13.27%	Supreme Industries Ltd.(4.09)	17.33	31.94
Edelweiss Mid Cap Fund	Dec 07	Nifty Midcap 150 - TRI	2.08	2,291	52.31	22.91%	16.59%	ABB India Ltd.(4.29)	18.05	32.07
Franklin India Prima Fund	Dec 93	Nifty Midcap 150 - TRI	1.90	7,579	1513.88	16.18%	17.71%	Crompton Greaves Consumer Electricals Ltd.(4.04)	18.56	33.75
HDFC Mid Cap Opportunities Fund	Jun 07	Nifty Midcap 150 - TRI	1.61	34,158	97.92	17.40%	17.20%	The Indian Hotels Company Ltd.(5.69)	22.28	37.82
HSBC Mid Cap Fund	Sep 21	S&P BSE 150 MidCap - TRI	2.23	1,100	9.38	9.76%	13.67%	ABB India Ltd.(4.21)	17.21	31.77
ICICI Prudential MidCap Fund	Oct 04	Nifty Midcap 150 - TRI	2.16	3,572	165.38	15.56%	13.46%	The Indian Hotels Company Ltd.(4.45)	18.90	33.27
IDBI Midcap Fund	Feb 17	Nifty Midcap 150 - TRI	2.57	194	16.87	12.05%	14.06%	UNO Minda Ltd.(4.21)	16.26	30.22
Invesco India Midcap Fund	Apr 07	S&P BSE 150 MidCap - TRI	2.15	2,542	87.19	18.32%	14.17%	Sundram Fasteners Ltd.(3.29)	17.62	32.10
ITI Mid Cap Fund	Mar 21	Nifty Midcap 150 - TRI	2.47	412	11.57	18.20%	16.08%	Aditya Birla Fashion and Retail Ltd.(4.07)	18.38	34.79
Kotak Emerging Equity Fund	Apr 07	Nifty Midcap 150 - TRI	1.70	21,996	75.60	20.47%	15.20%	Schaeffler India Ltd.(4.72)	18.60	31.76
L&T Mid Cap Fund	Aug 04	S&P BSE 150 MidCap - TRI	1.87	6,583	206.72	9.32%	11.41%	Blue Dart Express Ltd.(4.14)	21.44	35.19
Mahindra Manulife Mid Cap Unnati Yojana	Jan 18	Nifty Midcap 150 - TRI	2.35	1,030	17.50	19.87%	14.22%	Aditya Birla Fashion and Retail Ltd.(3.5)	14.57	27.41
Mirae Asset Midcap Fund	Jul 19	Nifty Midcap 150 - TRI	1.84	8,439	21.24	17.65%	12.81%	The Federal Bank Ltd.(4.08)	17.61	32.27
Motilal Oswal Midcap 30 Fund	Feb 14	Nifty Midcap 150 - TRI	2.01	3,409	51.71	32.38%	22.44%	Tube Investments of India Ltd.(13.69)	38.79	61.10
Nippon India Growth Fund	Oct 95	Nifty Midcap 150 - TRI	1.82	13,241	2137.62	17.51%	15.54%	Varun Beverages Ltd.(4.12)	18.26	31.69
PGIM India Midcap Opportunities Fund	Dec 13	Nifty Midcap 150 - TRI	1.95	6,954	44.56	34.53%	15.86%	TVS Motor Company Ltd.(4.38)	19.14	34.55
Quant Mid Cap Fund	Feb 01	Nifty Midcap 150 - TRI	2.68	862	130.50	61.20%	16.68%	Escorts Kubota Ltd.(8.33)	34.96	58.82
SBI Magnum MidCap Fund	Apr 05	Nifty Free Float Midcap 150 - TRI	1.83	8,195	148.59	21.58%	14.91%	Tube Investments of India Ltd.(5.68)	22.59	38.72
Sundaram Mid Cap Fund	Jul 02	Nifty Midcap 100 - TRI	1.87	7,413	741.67	15.03%	17.51%	Schaeffler India Ltd.(3.79)	15.77	28.62
Tata Mid Cap Growth Fund	Jul 94	Nifty Midcap 150 - TRI	2.29	1,706	244.31	16.65%	12.74%	Cummins India Ltd.(3.16)	17.53	30.93
Taurus Discovery (Midcap) Fund	Jan 96	Nifty Midcap 150 - TRI	2.56	75	73.66	12.36%	14.02%	AMI Organics Ltd.(4.93)	14.77	27.44
Union Midcap Fund	Mar 20	S&P BSE 150 MidCap - TRI	2.54	551	28.94	29.46%	17.31%	Tube Investments of India Ltd.(3.47)	14.75	27.36
UTI Mid Cap Fund	Aug 05	Nifty Midcap 150 - TRI	2.08	7,252	190.83	17.16%	15.58%	Tube Investments of India Ltd.(4.65)	17.83	29.28
<b>Average</b>			<b>2.09</b>				<b>19.67%</b>		<b>19.50</b>	<b>34.31</b>

## Small Cap Fund

Scheme Name	Date of Inception	Benchmark #	^ Expense Ratio %	As on 30th Sep 2022		% Change over a quarter		% Exposure in Holdings*		
				Corpus in crs	NAV (Rs)	Corpus	NAV	Top Holding	Total of Top 5	Total of Top 10
Aditya Birla Sun Life Small Cap Fund	May 07	S&P BSE 250 Small Cap - TRI	2.08	2,972	52.14	14.58%	13.06%	JK Cement Ltd.(3.38)	16.42	27.64
Axis Small Cap Fund	Nov 13	Nifty Smallcap 250 - TRI	1.91	10,761	63.18	20.16%	13.12%	Fine Organic Industries Ltd.(5.49)	22.07	37.61
Bank of India Small Cap Fund	Dec 18	Nifty Smallcap 250 - TRI	2.62	378	27.10	28.42%	17.42%	Timken India Ltd.(3.37)	13.23	24.36
Canara Robeco Small Cap Fund	Feb 19	Nifty Smallcap 250 - TRI	2.10	3,767	24.45	43.73%	12.78%	City Union Bank Ltd.(2.81)	15.84	29.38
DSP Small Cap Fund	Jun 07	S&P BSE 250 Small Cap - TRI	1.88	9,066	112.81	13.92%	12.87%	Suprajit Engineering Ltd.(3.45)	18.61	32.71
Edelweiss Small Cap Fund	Feb 19	Nifty Smallcap 250 - TRI	2.15	1,334	25.15	22.93%	15.79%	JB Chemicals & Pharmaceuticals Ltd.(3.43)	13.01	23.65
Franklin India Smaller Companies Fund	Jan 06	Nifty Smallcap 250 - TRI	1.92	7,135	92.76	14.93%	16.28%	Brigade Enterprises Ltd.(4.85)	19.14	32.56
HDFC Small Cap Fund	Apr 08	S&P BSE 250 Small Cap - TRI	1.74	13,880	76.08	18.10%	17.58%	Bajaj Electricals Ltd.(4.75)	25.04	39.06
HSBC Small Cap Equity Fund	May 05	S&P BSE 250 Small Cap - TRI	2.50	296	80.52	10.77%	12.98%	Radico Khaitan Ltd.(4.23)	20.15	38.15
ICICI Prudential Smallcap Fund	Oct 07	Nifty Smallcap 250 - TRI	2.09	4,235	53.78	18.82%	11.81%	Rolex Rings Ltd(4.27)	18.41	32.89
IDBI Small Cap Fund	Jun 17	Nifty Smallcap 250 - TRI	2.54	154	18.55	26.03%	17.18%	Elgi Equipments Ltd.(5.44)	18.19	32.36
IDFC Emerging Businesses Fund	Feb 20	S&P BSE 250 Small Cap - TRI	2.18	1,482	21.46	13.81%	12.58%	Shaily Engineering Plastics Ltd.(3.61)	17.86	29.58
Invesco India Smallcap Fund	Oct 18	S&P BSE 250 Small Cap - TRI	2.25	1,364	21.41	17.38%	15.42%	Timken India Ltd.(3.94)	17.81	32.60
ITI Small Cap Fund	Feb 20	Nifty Smallcap 250 - TRI	2.51	412	14.06	13.39%	14.57%	Karur Vysya Bank Ltd.(4.03)	42.46	73.80
Kotak Small Cap Fund	Feb 05	Nifty Smallcap 250 - TRI	1.89	8,469	165.48	19.62%	12.22%	Carbonundum Universal Ltd.(4.43)	18.96	32.86
L&T Emerging Businesses Fund	May 14	S&P BSE 250 Small Cap - TRI	1.85	8,406	46.84	14.59%	14.44%	K.P.R. Mill Ltd.(4.27)	17.66	29.16
Nippon India Small Cap Fund	Sep 10	Nifty Smallcap 250 - TRI	1.82	22,158	90.59	20.70%	16.11%	Tube Investments of India Ltd.(4.05)	14.12	23.69
PGIM India Small Cap Fund	Jul 21	Nifty Smallcap 250 - TRI	2.10	2,099	11.06	25.20%	15.09%	Timken India Ltd.(3.73)	19.15	33.69
Quant Small Cap Fund	Oct 96	Nifty Smallcap 250 - TRI	2.67	2,207	132.98	28.90%	16.08%	ITC Ltd.(9.63)	23.83	41.35
SBI Small Cap Fund	Sep 09	S&P BSE 250 Small Cap - TRI	1.70	14,494	113.79	24.45%	17.76%	Vedant Fashions Ltd.(3.73)	17.78	32.76
Sundaram Small Cap Fund	Feb 05	Nifty Smallcap 100 - TRI	2.12	2,040	148.30	12.99%	14.41%	KPIIT Technologies Ltd.(3.56)	15.90	29.89
Tata Small Cap Fund	Nov 18	Nifty Smallcap 250 - TRI	2.19	2,571	22.79	26.44%	16.04%	Allcargo Logistics Ltd.(4.95)	24.48	41.44
Union Small Cap Fund	Jun 14	S&P BSE 250 Small Cap - TRI	2.37	1,096	31.18	89.82%	17.79%	Krishna Institute of Medical Sciences Ltd(3.29)	15.51	28.96
UTI Small Cap Fund	Dec 20	Nifty Smallcap 250 - TRI	2.26	2,338	15.71	18.21%	14.15%	Timken India Ltd.(2.92)	11.37	21.37
<b>Average</b>			<b>2.14</b>				<b>23.25%</b>		<b>19.04</b>	<b>33.40</b>

Focused Fund

Scheme Name	Date of Inception	Benchmark #	^ Expense Ratio %	As on 30th Sep 2022		% Change over a quarter		% Exposure in Holdings*		
				Corpus in crs	NAV (Rs)	Corpus	NAV	Top Holding	Total of Top 5	Total of Top 10
Aditya Birla Sun Life Focused Equity Fund	Oct 05	NIFTY 500 - TRI	1.91	5,712	89.06	6.48%	8.45%	ICICI Bank Ltd.(9.74)	35.67	54.23
Axis Focused 25 Fund	Jul 12	NIFTY 500 - TRI	1.76	18,087	40.39	8.29%	10.72%	Bajaj Finance Ltd.(9.55)	40.48	65.07
Baroda BNP Paribas Focused Fund	Sep 17	NIFTY 500 - TRI	2.43	270	14.49	13.24%	9.20%	ICICI Bank Ltd.(9.09)	36.18	56.91
Canara Rob Focused Equity Fund	May 21	S&P BSE 500 - TRI	2.11	1,665	12.26	15.56%	12.89%	ICICI Bank Ltd.(9.32)	32.28	52.64
DSP Focus Fund	Jun 10	NIFTY 500 - TRI	2.15	1,920	33.56	13.53%	15.40%	ICICI Bank Ltd.(9.62)	40.86	63.44
Franklin India Focused Equity Fund	Jul 07	NIFTY 500 - TRI	1.87	8,072	67.90	12.41%	13.14%	ICICI Bank Ltd.(9.24)	35.79	56.17
HDFC Focused 30 Fund	Sep 04	NIFTY 500 - TRI	2.23	2,329	126.24	52.60%	13.70%	ICICI Bank Ltd.(8.75)	34.68	54.25
HSBC Focused Equity Fund	Jul 20	NIFTY 500 - TRI	2.45	531	15.48	9.45%	11.15%	ICICI Bank Ltd.(9.17)	38.54	59.18
ICICI Prudential Focused Equity Fund	Jun 09	S&P BSE 500 - TRI	2.01	3,620	49.46	16.38%	9.55%	ICICI Bank Ltd.(8.85)	28.71	49.89
IDBI Focused 30 Equity Fund	Nov 17	NIFTY 500 - TRI	2.55	129	14.96	7.40%	10.00%	ICICI Bank Ltd.(8.85)	39.08	59.86
IDFC Focused Equity Fund	Mar 06	S&P BSE 500 - TRI	2.20	1,313	52.55	8.39%	10.69%	HDFC Bank Ltd.(7.69)	38.74	57.91
IIFL Focused Equity Fund	Oct 14	S&P BSE 500 - TRI	1.94	3,231	29.19	16.32%	12.01%	ICICI Bank Ltd.(8.57)	32.94	52.86
Invesco India Focused 20 Equity Fund	Sep 20	S&P BSE 500 - TRI	2.13	1,697	14.67	11.08%	8.75%	ICICI Bank Ltd.(9.68)	33.99	60.10
JM Focused Fund	Mar 08	S&P BSE 500 - TRI	2.45	42	11.59	8.45%	11.04%	Larsen & Toubro Ltd.(7)	49.20	93.22
Kotak Focused Equity Fund	Jul 19	NIFTY 500 - TRI	2.09	2,419	16.22	11.99%	10.59%	ICICI Bank Ltd.(9.07)	34.76	54.88
L&T Focused Equity Fund	Nov 18	NIFTY 500 - TRI	2.32	940	15.50	4.53%	7.81%	Hindustan Unilever Ltd.(6.2)	28.85	48.50
Mahindra Manulife Focused Equity Yojana	Nov 20	NIFTY 500 - TRI	2.50	588	15.27	17.97%	9.34%	ICICI Bank Ltd.(8.62)	37.15	56.52
Mirae Asset Focused Fund	May 19	NIFTY 500 - TRI	1.79	8,588	18.17	6.53%	5.49%	HDFC Bank Ltd.(9.85)	36.98	55.20
Motilal Oswal Focused 25 Fund	May 13	NIFTY 500 - TRI	2.13	1,742	32.66	10.97%	11.77%	HDFC Bank Ltd.(9.06)	44.62	72.26
Nippon India Focused Equity Fund	Dec 06	S&P BSE 500 - TRI	2.02	6,039	79.08	10.89%	10.21%	Infosys Ltd.(7.64)	34.10	55.80
Quant Focused Fund	Aug 08	NIFTY 500 - TRI	2.62	143	56.19	48.11%	13.22%	ITC Ltd.(9.39)	42.44	73.46
SBI Focused Equity Fund	Oct 04	S&P BSE 500 - TRI	1.62	27,607	230.72	15.98%	11.50%	ICICI Bank Ltd.(7.49)	29.29	52.09
Sundaram Select Focus Fund	Jul 02	NIFTY 500 - TRI	2.49	736	106.42	13.52%	11.55%	ICICI Bank Ltd.(8.84)	32.07	51.25
Tata Focused Equity Fund	Dec 19	NIFTY 500 - TRI	2.16	1,210	14.70	8.24%	8.80%	ICICI Bank Ltd.(10.1)	38.93	58.90
Union Focused Fund	Aug 19	S&P BSE 500 - TRI	2.53	324	17.69	10.74%	9.40%	ICICI Bank Ltd.(8.1)	31.78	53.87
UTI Focused Equity Fund	Aug 21	NIFTY 500 - TRI	2.01	2,802	10.27	9.21%	13.17%	ICICI Bank Ltd.(8.51)	9.44	17.55
<b>Average</b>			<b>2.17</b>			<b>14.16%</b>			<b>35.29</b>	<b>57.16</b>

Value Fund

Scheme Name	Date of Inception	Benchmark #	^ Expense Ratio %	As on 30th Sep 2022		% Change over a quarter		% Exposure in Holdings*		
				Corpus in crs	NAV (Rs)	Corpus	NAV	Top Holding	Total of Top 5	Total of Top 10
Aditya Birla Sun Life Pure Value Fund	Mar 08	NIFTY 500 - TRI	2.03	3,916	70.60	10.98%	12.93%	State Bank Of India(6.21)	20.20	35.23
Axis Value Fund	Sep 21	NIFTY500 Value 50 - TRI	2.50	264	9.87	13.75%	10.90%	Sun Pharma Industries Ltd.(7.2)	33.50	51.36
Canara Robeco Value Fund	Sep 21	S&P BSE 500 - TRI	2.34	735	10.89	13.80%	11.58%	ICICI Bank Ltd.(8.1)	28.89	47.08
DSP Value Fund	Dec 20	NIFTY500 Value 50 - TRI	1.71	574	12.67	4.44%	7.86%	Berkshire Hathway Inc(7.01)	21.20	36.55
HDFC Capital Builder Value Fund	Feb 94	NIFTY 500 - TRI	1.90	5,324	430.04	11.35%	11.75%	ICICI Bank Ltd.(9.81)	34.56	46.84
ICICI Prudential Value Discovery Fund	Aug 04	NIFTY 500 - TRI	1.78	25,196	257.24	9.29%	7.52%	Oil & Natural Gas Corporation Ltd.(8.5)	37.66	60.91
IDBI Long Term Value Fund	Aug 18	NIFTY 500 - TRI	2.54	97	15.45	4.91%	8.88%	ICICI Bank Ltd.(7.47)	26.47	42.42
IDFC Sterling Value Fund	Mar 08	S&P BSE 500 - TRI	1.97	4,895	90.14	15.07%	12.75%	ICICI Bank Ltd.(5.11)	16.79	29.05
Indiabulls Value Fund	Sep 15	NIFTY500 Value 50 - TRI	2.30	10	16.50	4.19%	7.66%	ICICI Bank Ltd.(8.47)	30.64	48.05
JM Value Fund	Jun 97	S&P BSE 500 - TRI	2.52	155	49.89	9.07%	9.99%	Infosys Ltd.(5.38)	25.68	43.93
L&T India Value Fund	Jan 10	S&P BSE 500 - TRI	1.85	7,640	56.94	10.95%	12.16%	ICICI Bank Ltd.(8.75)	28.74	44.65
Nippon India Value Fund	Jun 05	NIFTY 500 - TRI	2.02	4,638	122.92	13.13%	11.47%	ICICI Bank Ltd.(6.64)	26.01	41.03
Quant Value Fund	Nov 21	NIFTY 500 - TRI	2.62	516	10.50	20.86%	15.33%	Patanjali Foods Ltd.(9.9)	35.36	55.36
Quantum Long Term Equity Value Fund	Mar 06	S&P BSE 500 - TRI	1.29	854	77.43	6.23%	8.42%	HDFC Ltd.(7.13)	32.95	51.54
Tata Equity P/E Fund	Jun 04	NIFTY 500 - TRI	1.94	5,115	199.66	9.37%	9.95%	ICICI Bank Ltd.(8.51)	32.21	52.79
Templeton India Value Fund	Sep 96	NIFTY500 Value 50 - TRI	2.52	758	426.21	19.85%	14.19%	ICICI Bank Ltd.(7.96)	32.14	50.15
Union Value Discovery Fund	Dec 18	NIFTY500 Value 50 - TRI	2.54	142	16.94	11.22%	11.45%	HDFC Bank Ltd.(6.44)	25.81	45.76
UTI Value Opportunities Fund	Jan 05	NIFTY 500 - TRI	1.98	6,789	100.38	12.12%	12.16%	HDFC Bank Ltd.(8.9)	35.97	48.39
<b>Average</b>			<b>2.13</b>			<b>11.14%</b>			<b>29.15</b>	<b>46.17</b>

Contra Fund

Scheme Name	Date of Inception	Benchmark #	^ Expense Ratio %	As on 30th Sep 2022		% Change over a quarter		% Exposure in Holdings*		
				Corpus in crs	NAV (Rs)	Corpus	NAV	Top Holding	Total of Top 5	Total of Top 10
Invesco India Contra Fund	Apr 07	S&P BSE 500 - TRI	1.84	9,259	77.50	12.77%	12.21%	ICICI Bank Ltd.(8.34)	30.40	48.70
Kotak India EQ Contra Fund	Jul 05	NIFTY500 Value 50 - TRI	2.26	1,344	83.27	12.72%	10.85%	ICICI Bank Ltd.(8.19)	31.74	49.14
SBI Contra Fund	May 05	S&P BSE 500 - TRI	1.87	6,154	216.79	31.77%	12.44%	ICICI Bank Ltd.(3.7)	17.08	29.80
<b>Average</b>			<b>1.99</b>			<b>19.09%</b>			<b>26.41</b>	<b>42.55</b>

Dividend Yield Fund

Scheme Name	Date of Inception	Benchmark #	^ Expense Ratio %	As on 30th Sep 2022		% Change over a quarter		% Exposure in Holdings*		
				Corpus in crs	NAV (Rs)	Corpus	NAV	Top Holding	Total of Top 5	Total of Top 10
Aditya Birla Sun Life Dividend Yield Fund	Feb 03	NIFTY 500 - TRI	2.44	810	249.12	8.83%	10.57%	Infosys Ltd.(6.6)	26.04	41.73
HDFC Dividend Yield Fund	Dec 20	NIFTY 500 - TRI	1.90	2,991	14.63	10.87%	12.05%	Hindustan Unilever Ltd.(6.22)	22.05	36.20
ICICI Prudential Dividend Yield Equity Fund	May 14	NIFTY 500 - TRI	2.50	1,109	27.52	20.41%	9.03%	Infosys Ltd.(7.66)	29.10	49.01
IDBI Dividend Yield Fund	Dec 18	NIFTY 500 - TRI	2.53	91	16.97	8.65%	11.57%	Infosys Ltd.(7.8)	28.00	43.39
Sundaram Dividend Yield Fund	Oct 04	NIFTY 500 - TRI	2.84	321	83.89	16.05%	6.94%	Infosys Ltd.(6.25)	31.48	54.90
Tata Dividend Yield Fund	May 21	Nifty Dividend Opportunities 50 - TRI	2.38	540	10.90	-1.13%	9.58%	ICICI Bank Ltd.(5.98)	15.67	29.27
Templeton India Equity Income Fund	May 06	Nifty Dividend Opportunities 50 - TRI	2.29	1,255	81.09	3.18%	2.31%	Power Grid Corporation Of India Ltd.(6.76)	29.18	42.36
UTI Dividend Yield Fund	Jun 05	NIFTY 500 - TRI	2.14	2,789	99.94	5.03%	7.22%	ITC Ltd.(9.16)	34.66	54.08
<b>Average</b>			<b>2.38</b>			<b>8.99%</b>			<b>27.02</b>	<b>43.87</b>

ELSS

Scheme Name	Date of Inception	Benchmark #	^ Expense Ratio %	As on 30th Sep 2022		% Change over a quarter		% Exposure in Holdings*		
				Corpus in crs	NAV (Rs)	Corpus	NAV	Top Holding	Total of Top 5	Total of Top 10
Aditya Birla Sun Life Tax Relief 96	Mar 96	NIFTY 500 - TRI	1.75	13,555	39.94	6.94%	8.30%	ICICI Bank Ltd.(7.63)	35.23	55.09
Axis Long Term Equity Fund	Dec 09	NIFTY 500 - TRI	1.61	31,269	66.17	13.18%	13.46%	Bajaj Finance Ltd.(9.77)	40.20	64.05
Bank of India Tax Advantage Fund	Feb 09	S&P BSE 500 - TRI	2.50	646	97.90	17.12%	13.85%	ICICI Bank Ltd.(7.07)	20.86	35.25
Baroda BNP Paribas ELSS Fund	Jan 06	NIFTY 500 - TRI	2.42	677	57.01	7.70%	9.49%	ICICI Bank Ltd.(8.71)	37.01	50.51
Canara Robeco Equity Tax Saver Fund	Mar 93	S&P BSE 500 - TRI	1.90	4,176	114.58	18.72%	11.84%	ICICI Bank Ltd.(8.03)	31.01	45.22
DSP Tax Saver Fund	Jan 07	NIFTY 500 - TRI	1.76	10,002	80.17	10.02%	10.04%	HDFC Bank Ltd.(8.72)	30.93	45.69
Edelweiss Long Term Equity Fund (Tax Savings)	Dec 08	NIFTY 500 - TRI	2.42	200	69.57	11.39%	10.20%	ICICI Bank Ltd.(8.94)	29.71	45.45
Franklin India Taxshield	Apr 99	NIFTY 500 - TRI	1.93	4,749	865.81	10.14%	12.10%	ICICI Bank Ltd.(8.53)	35.92	50.40
HDFC Tax saver	Mar 96	NIFTY 500 - TRI	1.79	9,594	776.46	10.07%	11.22%	ICICI Bank Ltd.(9.88)	35.46	48.25
HSBC Tax Saver Equity Fund	Jan 07	NIFTY 500 - TRI	2.49	188	55.03	9.32%	10.42%	ICICI Bank Ltd.(8.92)	36.89	53.07
ICICI Prudential Long Term Equity Fund	Aug 99	NIFTY 500 - TRI	1.92	9,930	587.67	9.46%	9.95%	ICICI Bank Ltd.(8.98)	28.96	43.77
IDBI Equity Advantage Fund	Sep 13	NIFTY 500 - TRI	2.42	482	38.00	8.54%	12.13%	ICICI Bank Ltd.(9.46)	27.60	42.14
IDFC Tax Advantage (ELSS) Fund	Dec 08	S&P BSE 500 - TRI	1.93	3,808	97.61	12.03%	11.45%	ICICI Bank Ltd.(8.6)	27.98	42.38
Indiabulls Tax Savings Fund	Dec 17	S&P BSE 500 - TRI	2.25	40	13.06	3.18%	8.74%	Indiabulls Nifty 50 ETF(14.19)	27.02	44.97
Invesco India Tax Plan	Jan 07	S&P BSE 500 - TRI	2.11	1,846	76.52	10.43%	9.80%	HDFC Ltd.(9.21)	36.28	50.57
ITI Long Term Equity Fund	Oct 19	NIFTY 500 - TRI	2.54	146	13.62	17.11%	10.61%	HDFC Bank Ltd.(7.44)	40.59	68.05
JM Tax Gain Fund	Mar 08	S&P BSE 500 - TRI	2.42	69	27.78	13.12%	11.81%	ICICI Bank Ltd.(7.63)	22.52	38.44
Kotak Tax Saver Fund	Nov 05	NIFTY 500 - TRI	1.99	2,907	72.80	14.95%	11.80%	ICICI Bank Ltd.(7.71)	27.87	44.44
L&T Tax Advantage Fund	Feb 06	S&P BSE 500 - TRI	1.98	3,178	77.98	10.57%	13.24%	ICICI Bank Ltd.(9.2)	26.61	42.29
LIC MF Tax Plan	Apr 00	NIFTY 500 - TRI	2.50	421	99.95	13.36%	13.50%	ICICI Bank Ltd.(9.11)	35.59	49.65
Mahindra Manulife ELSS Kar Bachat Yojana	Oct 16	NIFTY 500 - TRI	2.46	494	18.55	13.56%	10.73%	HDFC Bank Ltd.(9.02)	37.30	53.91
Mirae Asset Tax Saver Fund	Dec 15	NIFTY 500 - TRI	1.72	12,925	30.10	12.44%	7.86%	HDFC Bank Ltd.(8.05)	30.51	44.44
Motilal Oswal Long Term Equity Fund	Jan 15	NIFTY 500 - TRI	2.05	2,183	26.06	11.64%	14.07%	ICICI Bank Ltd.(8.84)	28.27	49.31
Navi ELSS Tax Saver Fund	Dec 15	S&P BSE 100 - TRI	2.30	58	19.83	5.73%	9.84%	ICICI Bank Ltd.(9.17)	29.22	43.57
Nippon India Tax Saver Fund	Sep 05	NIFTY 500 - TRI	1.75	11,625	77.34	8.54%	10.80%	ICICI Bank Ltd.(8.16)	33.06	51.46
Parag Parikh Tax Saver Fund	Jul 19	NIFTY 500 - TRI	2.24	769	19.09	24.50%	9.17%	Bajaj Holdings & Inv Ltd.(8.86)	32.70	54.64
PGIM India ELSS Tax Saver Fund	Dec 15	NIFTY 500 - TRI	2.53	411	23.51	11.45%	8.64%	ICICI Bank Ltd.(7.76)	31.67	50.50
Quant Tax Plan	Mar 00	NIFTY 500 - TRI	2.62	1,943	240.17	41.80%	17.69%	Ambuja Cements Ltd.(9.8)	38.48	59.44
Quantum Tax Saving Fund	Dec 08	S&P BSE 500 - TRI	1.29	108	77.14	8.38%	8.36%	HDFC Ltd.(7.25)	32.17	50.08
SBI Long Term Equity Fund	May 07	S&P BSE 500 - TRI	1.74	10,867	223.84	10.02%	10.37%	ICICI Bank Ltd.(5.88)	21.80	37.55
Sundaram Tax Savings Fund	Mar 96	NIFTY 500 - TRI	2.37	945	332.00	10.65%	11.29%	ICICI Bank Ltd.(9.43)	27.89	42.25
Tata India Tax Savings Fund	Mar 96	NIFTY 500 - TRI	1.97	3,037	28.24	10.69%	11.20%	ICICI Bank Ltd.(7.95)	35.53	51.87
Taurus Tax Shield Fund	Apr 96	S&P BSE 500 - TRI	2.44	61	112.04	5.77%	8.66%	ITC Ltd.(7.67)	27.50	43.38
Union Long Term Equity Fund	Dec 11	S&P BSE 500 - TRI	2.50	550	41.87	14.86%	11.53%	ICICI Bank Ltd.(7.37)	26.26	42.46
UTI Long Term Equity Fund	Aug 05	NIFTY 500 - TRI	2.08	2,932	141.91	12.15%	12.72%	ICICI Bank Ltd.(8.37)	30.64	43.02
<b>Average</b>			<b>2.13</b>			<b>12.27%</b>			<b>31.35</b>	<b>47.93</b>

Sectoral Fund - Banking

Scheme Name	Date of Inception	Benchmark #	^ Expense Ratio %	As on 30th Sep 2022		% Change over a quarter		% Exposure in Holdings*		
				Corpus in crs	NAV (Rs)	Corpus	NAV	Top Holding	Total of Top 5	Total of Top 10
Aditya Birla Sun Life Banking And Financial Services Fund	Dec 13	Nifty Financial Services - TRI	2.13	2,371	38.36	18.32%	16.52%	ICICI Bank Ltd.(17.14)	51.38	72.06
Baroda BNP Paribas Banking and Fin Serv Fund	Jun 12	NIFTY BANK - TRI	2.71	62	29.64	18.92%	14.63%	ICICI Bank Ltd.(19.41)	65.15	82.54
HDFC Banking & Financial Services Fund	Jun 21	Nifty Financial Services - TRI	2.14	2,463	10.39	11.53%	13.86%	ICICI Bank Ltd.(19.06)	65.33	79.41
ICICI Prudential Banking and Financial Services Fund	Aug 08	Nifty Financial Services - TRI	2.04	5,408	84.60	13.97%	13.07%	ICICI Bank Ltd.(18.6)	61.57	76.59
IDBI Banking & Financial Services Fund	Jun 18	Nifty Financial Services - TRI	2.51	86	13.15	9.25%	14.25%	ICICI Bank Ltd.(21.93)	60.02	77.59
Invesco India Financial Services Fund	Jul 08	Nifty Financial Services - TRI	2.62	451	76.51	15.55%	15.40%	ICICI Bank Ltd.(19.79)	59.72	76.38
LIC MF Banking & Financial Services Fund	Mar 15	Nifty Financial Services - TRI	2.81	72	14.58	32.13%	18.55%	ICICI Bank Ltd.(19.11)	65.29	86.53
Mirae Asset Banking and Financial Services Fund	Dec 20	Nifty Financial Services - TRI	2.22	1,137	12.39	15.47%	12.84%	ICICI Bank Ltd.(19.73)	66.17	82.48
Nippon India Banking Fund	May 03	Nifty Financial Services - TRI	2.02	3,621	375.10	18.17%	16.40%	ICICI Bank Ltd.(10.92)	53.92	70.94
SBI Banking & Financial Services Fund	Feb 15	Nifty Financial Services - TRI	1.91	3,666	25.05	17.14%	14.04%	ICICI Bank Ltd.(19.72)	63.15	83.03
Sundaram Financial Services Opportunities Fund	Jun 08	Nifty Financial Services - TRI	2.62	583	60.41	17.07%	14.94%	ICICI Bank Ltd.(19.44)	63.44	81.17
Tata Banking & Financial Services Fund	Dec 15	Nifty Financial Services - TRI	2.33	1,105	25.68	18.43%	15.83%	ICICI Bank Ltd.(14.82)	60.14	83.22
Taurus Banking & Financial Services Fund	May 12	S&P BSE BANKEX - TRI	2.44	9	35.11	4.35%	15.91%	ICICI Bank Ltd.(19.35)	76.02	91.58
UTI Banking and Financial Services Fund	Aug 05	Nifty Financial Services - TRI	2.67	791	117.80	17.13%	15.81%	ICICI Bank Ltd.(18.68)	64.40	80.68
<b>Average</b>						<b>16.25%</b>			<b>62.55</b>	<b>80.30</b>

Sectoral Fund - Technology

Scheme Name	Date of Inception	Benchmark #	^ Expense Ratio %	As on 30th Sep 2022		% Change over a quarter		% Exposure in Holdings*		
				Corpus in crs	NAV (Rs)	Corpus	NAV	Top Holding	Total of Top 5	Total of Top 10
Aditya Birla Sun Life Digital India Fund	Jan 00	S&P BSE TECK Index - TRI	2.09	3,036	110.78	3.30%	0.60%	Infosys Ltd.(23.78)	54.64	70.41
Franklin India Technology Fund	Aug 98	S&P BSE TECK Index - TRI	2.41	651	270.46	-0.83%	-1.59%	Infosys Ltd.(16.5)	52.27	67.12
ICICI Prudential Technology Fund	Mar 00	S&P BSE TECK Index - TRI	2.08	8,693	127.69	2.18%	-0.88%	Infosys Ltd.(28.71)	51.49	66.79
SBI Technology Opportunities Fund	Jul 99	S&P BSE TECK Index - TRI	2.01	2,500	128.91	5.00%	0.55%	Infosys Ltd.(29.39)	55.37	74.42
Tata Digital India Fund	Dec 15	NIFTY IT - TRI	2.02	5,888	30.12	8.37%	-0.52%	Infosys Ltd.(25.48)	54.82	71.94
<b>Average</b>						<b>3.60%</b>			<b>53.72</b>	<b>70.13</b>

Sectoral Fund - Pharma

Scheme Name	Date of Inception	Benchmark #	^ Expense Ratio %	As on 30th Sep 2022		% Change over a quarter		% Exposure in Holdings*		
				Corpus in crs	NAV (Rs)	Corpus	NAV	Top Holding	Total of Top 5	Total of Top 10
Aditya Birla Sun Life Pharma & Healthcare Fund	Jul 19	S&P BSE Health Care - TRI	2.54	475	17.25	2.72%	6.09%	Sun Pharma Industries Ltd.(15.84)	46.02	67.62
DSP Healthcare Fund	Nov 18	S&P BSE Health Care - TRI	2.22	1,177	21.03	5.10%	9.13%	Sun Pharma Industries Ltd.(16.06)	39.16	65.15
ICICI Pru Pharma Healthcare & Diagnostics (PH.D) Fund	Jul 18	S&P BSE Health Care - TRI	2.12	2,537	19.15	4.95%	6.63%	Sun Pharma Industries Ltd.(15.9)	41.05	64.93
IDBI Healthcare Fund	Feb 19	S&P BSE Health Care - TRI	2.50	60	17.26	1.96%	7.14%	Sun Pharma Industries Ltd.(17.92)	45.26	62.71
Mirae Asset Healthcare Fund	Jul 18	S&P BSE Health Care - TRI	2.09	1,728	21.89	6.10%	9.17%	Sun Pharma Industries Ltd.(17.1)	43.67	64.80
Nippon India Pharma Fund	Jun 04	S&P BSE Health Care - TRI	1.96	4,656	282.17	5.81%	8.20%	Sun Pharma Industries Ltd.(14.88)	42.44	69.93
SBI Healthcare Opportunities Fund	Dec 04	S&P BSE Health Care - TRI	2.12	1,681	217.68	5.72%	8.90%	Sun Pharma Industries Ltd.(15.81)	42.94	67.28
Tata India Pharma & Healthcare Fund	Dec 15	NIFTY PHARMA - TRI	2.51	520	16.65	4.81%	8.14%	Sun Pharma Industries Ltd.(16.65)	42.99	66.01
UTI Healthcare Fund	Aug 05	S&P BSE Health Care - TRI	2.54	714	150.10	4.41%	7.28%	Sun Pharma Industries Ltd.(12.34)	36.96	58.52
<b>Average</b>						<b>4.62%</b>			<b>42.28</b>	<b>65.22</b>

Sectoral Fund - FMCG/Consumption

Scheme Name	Date of Inception	Benchmark #	^ Expense Ratio %	As on 30th Sep 2022		% Change over a quarter		% Exposure in Holdings*		
				Corpus in crs	NAV (Rs)	Corpus	NAV	Top Holding	Total of Top 5	Total of Top 10
Baroda BNP Paribas India Consumption Fund	Sep 18	Nifty India Consumption - TRI	2.29	943	20.75	13.57%	15.26%	ITC Ltd.(9.16)	24.76	40.39
Canara Robeco Consumer Trends Fund	Sep 09	S&P BSE 100 - TRI	2.36	938	71.29	23.28%	18.48%	ICICI Bank Ltd.(5.97)	29.18	47.69
ICICI Prudential Bharat Consumption Fund	Apr 19	Nifty India Consumption - TRI	2.19	1,888	16.05	8.26%	9.93%	Bharti Airtel Ltd.(9.08)	40.61	64.88
ICICI Prudential FMCG Fund	Mar 99	NIFTY FMCG - TRI	2.49	892	377.45	12.99%	12.54%	ITC Ltd.(19.9)	57.92	75.41
Mahindra Manulife Rural Bharat & Consumption Yojana	Nov 18	Nifty India Consumption - TRI	2.45	56	15.03	23.91%	16.24%	ITC Ltd.(6.9)	30.69	50.89
Mirae Asset Great Consumer Fund	Mar 11	Nifty India Consumption - TRI	2.08	2,004	59.76	21.53%	17.71%	ITC Ltd.(6.8)	27.12	44.15
Nippon India Consumption Fund	Oct 04	Nifty India Consumption - TRI	2.79	257	130.92	31.98%	20.34%	ITC Ltd.(6.65)	29.41	49.82
SBI Consumption Opportunities Fund	Aug 99	Nifty India Consumption - TRI	2.26	1,122	206.47	22.10%	16.30%	Bharti Airtel Ltd.(9.27)	28.32	47.47
Sundaram Consumption Fund	May 06	Nifty India Consumption - TRI	2.27	1,244	63.98	15.71%	19.26%	Hindustan Unilever Ltd.(10.16)	31.00	53.93
Tata India Consumer Fund	Dec 15	Nifty India Consumption - TRI	2.21	1,468	28.15	20.11%	19.57%	ITC Ltd.(10.41)	32.10	56.04
UTI India Consumer Fund	Aug 07	Nifty India Consumption - TRI	2.74	469	40.99	21.69%	17.32%	Bharti Airtel Ltd.(7.63)	32.06	49.87
<b>Average</b>			<b>2.38</b>			<b>19.56%</b>			<b>33.01</b>	<b>52.78</b>

Thematic – Infrastructure Fund

Scheme Name	Date of Inception	Benchmark #	^ Expense Ratio %	As on 30th Sep 2022		% Change over a quarter		% Exposure in Holdings*		
				Corpus in crs	NAV (Rs)	Corpus	NAV	Top Holding	Total of Top 5	Total of Top 10
Aditya Birla Sun Life Infrastructure Fund	Mar 06	Nifty Infrastructure - TRI	2.54	550	49.74	15.19%	17.17%	Larsen & Toubro Ltd.(8.74)	33.31	54.16
Bank of India Mfg & Infra Fund	Mar 10	S&P BSE India Manufacturing Index - TRI	2.53	83	29.50	19.06%	15.91%	Tube Investments of India Ltd.(6.14)	18.59	33.02
Canara Robeco Infrastructure Fund	Dec 05	S&P BSE India Manufacturing Index - TRI	2.52	242	81.07	23.02%	15.53%	Larsen & Toubro Ltd.(9.03)	33.37	53.01
DSP India T.I.G.E.R. Fund	Jun 04	S&P BSE 100 - TRI	2.24	1,662	154.21	15.08%	14.73%	Reliance Industries Ltd.(4.31)	19.45	33.03
Franklin Build India Fund	Sep 09	S&P BSE India Manufacturing Index - TRI	2.32	1,149	67.02	11.82%	13.43%	Larsen & Toubro Ltd.(8.84)	39.04	59.96
HDFC Infrastructure Fund	Mar 08	NIFTY 500 - TRI	2.53	594	22.27	14.41%	16.99%	J Kumar Infraprojects Ltd.(8.18)	35.66	57.17
HSBC Infrastructure Equity Fund	Feb 06	S&P BSE India Infrastructure Index - TRI	2.56	117	26.69	13.71%	15.53%	Larsen & Toubro Ltd.(9.5)	31.67	50.83
ICICI Prudential Infrastructure Fund	Sep 05	S&P BSE India Infrastructure Index - TRI	2.25	2,026	90.66	10.93%	13.34%	NTPC Ltd.(9.22)	38.23	53.29
IDFC Infrastructure Fund	Mar 11	S&P BSE India Infrastructure Index - TRI	2.44	636	24.19	11.84%	16.53%	Larsen & Toubro Ltd.(9.62)	35.24	56.61
Invesco India Infrastructure Fund	Nov 07	S&P BSE India Infrastructure Index - TRI	2.55	430	31.81	3.81%	12.44%	Larsen & Toubro Ltd.(7.14)	29.24	45.57
Kotak Infrastructure and Economic Reform Fund	Feb 08	Nifty Infrastructure - TRI	2.52	642	35.86	20.42%	15.12%	Solar Industries India Ltd.(5.49)	26.59	46.41
L&T Infrastructure Fund	Oct 07	Nifty Infrastructure - TRI	2.21	1,405	24.69	12.36%	14.78%	Larsen & Toubro Ltd.(8.66)	30.34	48.58
LIC MF Infrastructure Fund	Mar 08	Nifty Infrastructure - TRI	2.61	91	23.66	13.89%	12.54%	Transport Corporation Of India Ltd.(7.76)	30.29	51.24
Quant Infrastructure Fund	Aug 07	Nifty Infrastructure - TRI	2.39	730	22.57	35.25%	18.10%	Ambuja Cements Ltd.(9.51)	32.36	57.54
SBI Infrastructure Fund	Jul 07	Nifty Infrastructure - TRI	2.35	900	26.47	15.88%	12.63%	Reliance Industries Ltd.(7.92)	34.08	49.50
Sundaram Infrastructure Advantage Fund	Sep 05	S&P BSE 100 - TRI	2.56	619	51.83	10.52%	12.84%	Larsen & Toubro Ltd.(8.92)	35.61	55.21
Tata Infrastructure Fund	Dec 04	S&P BSE India Infrastructure Index - TRI	2.37	941	99.38	19.23%	16.28%	Larsen & Toubro Ltd.(7.61)	28.89	45.22
Taurus Infrastructure Fund	Apr 07	Nifty Infrastructure - TRI	2.48	5	39.71	15.71%	13.88%	Reliance Industries Ltd.(8.09)	29.72	44.35
UTI Infrastructure Fund	Mar 04	Nifty Infrastructure - TRI	2.31	1,469	80.33	13.93%	15.68%	Bharti Airtel Ltd.(9.46)	34.83	55.19
<b>Average</b>			<b>2.44</b>			<b>15.58%</b>			<b>31.40</b>	<b>49.99</b>

Thematic – Other Fund

Scheme Name	Date of Inception	Benchmark #	^ Expense Ratio %	As on 30th Sep 2022		% Change over a quarter		% Exposure in Holdings*		
				Corpus in crs	NAV (Rs)	Corpus	NAV	Top Holding	Total of Top 5	Total of Top 10
Aditya Birla SL Business Cycle Fund	Dec 21	S&P BSE 500 - TRI	1.98	2,307	10.03	8.20%	10.83%	ICICI Bank Ltd.(9.68)	30.13	47.09
Aditya Birla Sun Life ESG Fund	Dec 20	NIFTY100 ESG - TRI	2.29	970	12.00	6.79%	11.84%	ICICI Bank Ltd.(9.37)	30.73	47.84
Aditya Birla Sun Life India GenNext Fund	Aug 05	Nifty India Consumption - TRI	2.12	3,138	144.11	21.77%	15.57%	ICICI Bank Ltd.(6.59)	21.95	34.03
Aditya Birla Sun Life Manufacturing Equity Fund	Jan 15	S&P BSE India Manufacturing Index - TRI	2.51	663	19.24	5.40%	10.26%	Reliance Industries Ltd.(6.58)	27.48	45.36
Aditya Birla Sun Life MNC Fund	Dec 99	NIFTY MNC - TRI	2.02	3,548	954.50	6.02%	9.83%	Honeywell Automation India Ltd.(7.18)	34.35	60.30
Aditya Birla Sun Life PSU Equity Fund	Dec 19	S&P BSE PSU - TRI	2.27	877	15.05	11.35%	12.82%	NTPC Ltd.(9.82)	39.47	60.60
Aditya Birla SL Special Opp Fund	Oct 20	S&P BSE 500 - TRI	2.51	644	15.01	10.18%	10.94%	ICICI Bank Ltd.(9.33)	31.23	50.01
Axis ESG Equity Fund	Feb 20	NIFTY100 ESG - TRI	2.14	1,655	14.27	1.06%	6.73%	Nestle India Ltd.(9.9)	44.44	72.10
Axis Quant Fund	Jul 21	S&P BSE 200 - TRI	2.09	1,307	10.87	-0.82%	13.70%	ICICI Bank Ltd.(9.4)	27.49	41.85
Axis Special Situations Fund	Dec 20	NIFTY 500 - TRI	2.07	1,750	11.73	-0.64%	7.91%	Bajaj Finance Ltd.(8.33)	24.01	36.44
Baroda BNP Paribas Business Cycle Fund	Sep 21	S&P BSE 500 - TRI	2.36	849	9.64	-1.44%	10.20%	Reliance Industries Ltd.(7.84)	31.00	47.30
DSP Natural Resources and New Energy Fund	Apr 08	S&P BSE OIL & GAS Index	2.37	638.82	49.57	-7.04%	6.74%	BlackRock Global Funds - New Energy Fund(13.5)	38.91	59.88
DSP Quant Fund	Jun 19	S&P BSE 200 - TRI	1.29	1,353	15.89	12.51%	12.85%	ICICI Bank Ltd.(4.97)	23.44	38.79
Edelweiss Recently Listed IPO Fund	Feb 18	India Recent 100 IPO Index	2.24	1,030	17.95	11.76%	14.12%	Computer Age Management Services Ltd.(5.1)	19.79	36.10
Franklin India Opportunities Fund	Feb 00	NIFTY 500 - TRI	2.53	669	117.72	14.33%	15.01%	ICICI Bank Ltd.(7.52)	37.51	57.94
HDFC Housing Opportunities Fund	Dec 17	Nifty Housing - TRI	2.22	1,188	12.89	7.36%	14.76%	Larsen & Toubro Ltd.(10.42)	42.57	68.80
ICICI Prudential Business Cycle Fund	Jan 21	NIFTY 500 - TRI	1.93	4,857	13.11	-4.87%	7.72%	ICICI Bank Ltd.(8.93)	33.03	51.49
ICICI Prudential Commodities Fund	Oct 19	NIFTY COMMODITIES - TRI	2.41	715	24.65	6.59%	13.96%	Ultratech Cement Ltd.(9.68)	34.89	56.43
ICICI Prudential ESG Fund	Oct 20	NIFTY100 ESG - TRI	2.18	1,371	13.05	3.02%	9.57%	Infosys Ltd.(8.55)	30.52	50.61
ICICI Prudential Exports and Services Fund	Nov 05	S&P BSE 500 - TRI	2.42	1,044	93.61	14.15%	8.29%	HCL Technologies Ltd.(8.75)	41.41	73.95
ICICI Prudential India Opportunities Fund	Jan 19	NIFTY 500 - TRI	2.10	6,006	19.08	25.62%	11.91%	Oil & Natural Gas Corporation Ltd.(8.5)	44.95	61.52
ICICI Prudential Manufacture in India Fund	Oct 18	S&P BSE India Manufacturing Index - TRI	2.58	616	17.51	8.13%	9.30%	Ultratech Cement Ltd.(9.18)	33.34	52.17
ICICI Prudential MNC Fund	Jun 19	NIFTY MNC - TRI	2.41	1,329	19.07	11.25%	9.28%	Maruti Suzuki India Ltd.(8.59)	21.38	35.59
ICICI Prudential Quant Fund	Dec 20	S&P BSE 200 - TRI	1.24	63	13.86	4.59%	6.62%	HDFC Ltd.(6.15)	32.90	54.55
Invesco India ESG Equity Fund	Mar 21	NIFTY100 ESG - TRI	2.39	703	11.85	1.92%	9.93%	HDFC Bank Ltd.(8.17)	31.53	48.25
Invesco India PSU Equity Fund	Nov 09	S&P BSE PSU - TRI	2.49	370	27.97	3.54%	15.77%	NTPC Ltd.(10.38)	37.16	62.74
Kotak ESG Opportunities Fund	Dec 20	NIFTY100 ESG - TRI	2.10	1,264	11.35	-5.39%	9.58%	State Bank Of India(7.55)	25.54	43.13
Kotak Manufacture in India Fund	Feb 22	Nifty India Manufacturing - TRI	2.36	870	11.03	16.21%	9.80%	Reliance Industries Ltd.(5.87)	25.82	41.19
Kotak Pioneer Fund	Oct 19	MSCI ACWI Information Technology Index - TRI	2.02	1,622	17.21	7.55%	7.96%	CI Global Alpha Innovators Corp Class - 994(10.08)	24.10	36.65
L&T Business Cycles Fund	Aug 14	S&P BSE 500 - TRI	2.51	554	23.75	13.52%	15.43%	ICICI Bank Ltd.(8.71)	29.04	46.13
Nippon India Power & Infra Fund	May 04	Nifty Infrastructure - TRI	2.21	1,817	163.81	17.57%	18.36%	Larsen & Toubro Ltd.(9.66)	38.87	59.63
Nippon India Quant Fund	Apr 08	S&P BSE 200 - TRI	0.95	33	40.21	9.80%	11.46%	HDFC Ltd.(9.25)	30.76	51.09
Quant ESG Equity Fund	Nov 20	NIFTY100 ESG - TRI	2.69	116	21.49	48.15%	18.15%	Adani Ports and Special Economic Zone Ltd.(7.86)	39.49	73.09
Quantum India ESG Equity Fund	Jul 19	NIFTY100 ESG - TRI	0.98	60	16.70	7.43%	10.23%	Tata Chemicals Ltd.(4.43)	20.65	35.92
SBI Equity Minimum Variance Fund	Mar 19	NIFTY 50 - TRI	0.75	131	16.20	7.68%	10.84%	Hindustan Unilever Ltd.(8.59)	39.02	58.80
SBI Magnum COMMA Fund	May 05	NIFTY COMMODITIES - TRI	2.57	455	66.95	11.04%	12.57%	Ambuja Cements Ltd.(8.5)	34.59	56.61
SBI Magnum Equity ESG Fund	Nov 06	NIFTY100 ESG - TRI	1.96	4,507	159.97	10.33%	9.36%	ICICI Bank Ltd.(6.08)	27.22	42.57
SBI Magnum Global Fund	Jun 05	NIFTY MNC - TRI	1.93	5,476	288.41	13.51%	13.52%	Maruti Suzuki India Ltd.(7.58)	28.39	47.31
SBI PSU Fund	Jul 10	S&P BSE PSU - TRI	2.49	435	13.93	3.76%	14.09%	State Bank Of India(16.39)	34.29	57.22
Sundaram Services Fund	Sep 18	Nifty Services Sector - TRI	2.15	2,266	21.03	13.74%	12.35%	ICICI Bank Ltd.(9.62)	31.80	47.74
Tata Business Cycle Fund	Aug 21	NIFTY 500 - TRI	2.23	906	10.85	2.01%	12.04%	ICICI Bank Ltd.(6.56)	14.59	25.34
Tata Ethical Fund	May 96	Nifty500 Shariah - TRI	2.23	1,423	276.81	18.66%	9.66%	Tata Consultancy Services Ltd.(7.16)	35.67	50.68
Tata Quant Fund	Jan 20	S&P BSE 200 - TRI	2.47	42	10.22	1.34%	10.68%	Mahindra & Mahindra Ltd.(9.57)	40.42	68.34
Tata Resources & Energy Fund	Dec 15	NIFTY COMMODITIES - TRI	2.58	264	27.17	28.62%	11.09%	Ambuja Cements Ltd.(6.05)	30.31	49.19
Taurus Ethical Fund	Apr 09	S&P BSE 500 Shariah - TRI	2.45	84	85.31	14.71%	11.57%	Reliance Industries Ltd.(6.76)	18.52	29.60
UTI MNC Fund	Oct 98	NIFTY MNC - TRI	2.14	2,535	277.13	9.10%	10.06%	Maruti Suzuki India Ltd.(8.21)	33.99	54.69
UTI Transportation and Logistics Fund	Apr 04	Nifty Transportation & Logistics - TRI	2.38	1,922	150.89	10.50%	9.97%	Maruti Suzuki India Ltd.(13.9)	54.38	76.37
<b>Average</b>			<b>2.16</b>			<b>9.37%</b>			<b>31.98</b>	<b>51.13</b>

Thematic - International Fund

Scheme Name	Date of Inception	Benchmark #	^ Expense Ratio %	As on 30th Sep 2022		% Change over a quarter		% Exposure in Holdings*		
				Corpus in crs	NAV (Rs)	Corpus	NAV	Top Holding	Equity	Debt/Cash
Aditya Birla Sun Life Commodity Equities Fund - Global Agri Plan	Nov 08	S&P Global Agribusiness Index	1.75	16	34.88	-2.12%	-0.71%	Nutrien Ltd.(9.09)	93.56	6.44
Aditya Birla Sun Life International Equity Fund - A	Oct 07	S&P Global 1200	2.52	95	25.98	-12.44%	-5.56%	Kellogg Co(2.87)	98.84	1.16
Franklin Asian Equity Fund	Jan 08	MSCI Asia (ex-Japan) Standard Index	2.57	251	22.35	-13.83%	-11.68%	Taiwan Semiconductor Manufacturing Company Ltd.(8.2)	96.20	3.80
ICICI Pru NASDAQ 100 Index Fund	Oct 21	Nasdaq-100	1.00	304	7.75	20.98%	-1.56%	Apple Inc Com(13.19)	98.11	1.89
ICICI Prudential US Bluechip Equity Fund	Jul 12	S&P 500	2.18	2,160	39.14	15.80%	-2.76%	Biogen Inc ORD SHS(3.6)	98.04	1.96
Motilal Oswal S&P 500 Index Fund	Apr 20	S&P 500 - TRI	1.06	2,275	13.30	-4.55%	-1.63%	Apple Inc Com(7.02)	99.72	0.28
Nippon India Japan Equity Fund	Aug 14	S&P BSE 500 Japan - TRI	2.48	206	12.94	-3.06%	-4.95%	Tokio Marine Holdings Inc(3.36)	91.13	8.87
Nippon India Taiwan Equity Fund	Dec 21	Taiwan Capitalization Weighted Stock Index	2.61	377	6.26	-13.67%	-11.32%	E Ink Holdings Inc(7.68)	90.30	9.70
Nippon India US Equity Opportunities Fund	Jul 15	S&P 500 - TRI	2.53	486	20.07	-5.04%	-4.80%	Microsoft Corp(8.06)	90.54	9.46
<b>Average</b>			<b>2.08</b>			<b>-1.99%</b>			<b>95.16</b>	<b>4.84</b>

FoF - International Fund

Scheme Name	Date of Inception	^ Expense Ratio %	As on 30th Sep 2022		% Change over a quarter		% Exposure in Holdings*		
			Corpus in crs	NAV (Rs)	Corpus	NAV	Top Holding	Equity	Debt/Cash
Aditya Birla Sun Life Global Emerging Opportunities Fund	Sep 08	1.18	244	17.40	-2.88%	-4.68%	Julius Baer Equity Next Generation - USD Class C Shares	99.25	0.75
Aditya Birla SL Global Excellence Equity FoF	Dec 07	1.29	139	18.76	-2.21%	-3.53%	Julius Baer Global Excellence Equity USD	99.01	0.99
Aditya Birla SL NASDAQ 100 FOF	Nov 21	0.65	97	7.57	35.61%	-0.38%	iShares Nasdaq 100 UCITS ETF USD	98.11	1.89
Axis Global Equity Alpha Fund of Fund	Sep 20	1.66	1,014	10.87	-10.06%	-3.95%	Schroder ISF Global Equity Alpha Class X1 Acc	98.06	1.94
Axis Global Innovation FoF	May 21	1.60	1,128	7.91	-8.14%	-2.10%	Schroder ISF Global Disruption Class X Acc	97.73	2.27
Axis Greater China Equity FoF	Feb 21	1.58	102	6.23	-24.51%	-19.09%	Schroder ISF Greater China Class X Acc	95.67	4.33
Baroda BNP Paribas Funds Aqua FoF	May 21	1.59	84	8.39	-8.73%	-2.78%	BNP Paribas Funds Aqua	98.25	1.75
DSP Global Allocation Fund	Aug 14	2.04	64	15.24	-33.42%	-0.73%	Black Rock Global Funds - Global Allocation Fund	98.98	1.02
DSP Global Innovation FoF	Feb 22	2.25	269	7.80	20.84%	-1.93%	iShares Nasdaq 100 UCITS ETF USD	94.15	5.85
DSP US Flexible Equity Fund	Jul 12	2.42	642	37.14	1.24%	-0.29%	Black Rock Global Funds - US Flexible Equity Fund	98.82	1.18
DSP World Agriculture Fund	Oct 11	2.37	53	17.83	-5.13%	-6.79%	BlackRock Global Funds - World Agriculture Fund	98.93	1.07
DSP World Energy Fund	Aug 09	2.17	132	13.94	-0.47%	2.15%	Black Rock Global Funds - New Energy Fund	98.83	1.17
DSP World Gold Fund	Sep 07	2.36	667	13.08	-6.26%	-10.18%	Black Rock Global Funds - World Gold Fund	98.41	1.59
DSP World Mining Fund	Dec 09	2.22	143	13.12	-6.41%	-3.07%	BlackRock Global Funds - World Mining Fund	98.98	1.02
Edelweiss ASEAN Equity Off-shore	Jul 11	2.37	63	22.29	4.35%	2.28%	JPM ASEAN EQUITY-I ACC USD	97.13	2.87
Edelweiss Emerging Markets Opportunities Equity Offshore Fund	Jul 14	2.33	109	11.99	-5.45%	-9.01%	JP Morgan Asset Mgmt(Europe)S.A.R.L. - EM	98.73	1.27
Edelweiss Europe Dynamic Equity Offshore Fund	Jan 14	2.36	72	12.45	-24.22%	-3.48%	JPMORGAN F-EUROPE DYNAM-I-A	96.90	3.10
Edelweiss Greater China Equity Off-shore Fund	Aug 09	2.38	1,441	32.09	-15.86%	-18.48%	JP Morgan Funds - JF Greater China Fund	99.81	0.19
Edelweiss US Technology Equity FOF	Mar 20	2.37	1,481	12.74	2.21%	2.55%	JPMORGAN F-US TECHNOLOGY-I A	99.84	0.16
Edelweiss US Value Equity Off-shore Fund	Aug 13	2.37	76	22.49	2.45%	1.71%	JPMORGAN F-JPM US VALUE-I AC	98.70	1.30
Franklin India Feeder - Franklin European Growth Fund	May 14	1.54	2,803	40.52	-2.94%	-1.63%	Franklin U.S. Opportunities Fund, Class I (ACC)	99.11	0.89
Franklin India Feeder - Franklin U.S. Opportunities Fund	Feb 12	1.41	15	7.26	-22.25%	-14.24%	Franklin U.S. Opportunities Fund, Class I (ACC)	98.49	1.51
HDFC Developed World Indexes FoF	Oct 21	0.71	964	8.71	-3.30%	-3.76%	CSIF (IE) MSCI USA Blue UCITS ETF	99.48	0.52
HSBC Asia Pacific Dividend Yield Fund	Feb 14	2.10	7	15.61	-18.13%	-8.71%	HSBC GIF Asia Pacific Ex Japan	99.19	0.81
HSBC Brazil Fund	May 11	2.44	28	6.40	10.24%	9.65%	HSBC GIF Global Brazil Markets Equity	99.40	0.60
HSBC Global Emerging Markets Fund	Mar 08	2.41	10	14.99	-24.58%	-11.49%	HSBC GIF Global Emerging Markets Equity Fund	98.52	1.48
HSBC Global Equity Climate Change FoF	Mar 21	2.12	391	7.75	-5.81%	-1.11%	Hsbc Global Investment Funds - Global Equity	98.84	1.16
ICICI Pru Global Advantage Fund FoF	Oct 19	1.28	224	10.81	9.98%	-9.25%	Nippon India ETF Hang Seng BeES	96.22	3.78
ICICI Prudential Global Stable Equity Fund	Sep 13	1.56	96	19.08	-4.53%	-4.74%	Global Stable Equity Fund - Unhedged -BI-USD	99.48	0.52
IDFC US Equity FoF	Aug 21	1.57	305	8.30	2.88%	3.98%	JP Morgan Funds - US Growth Fund I (acc) - USD	97.51	2.49
Invesco India - Global Consumer Trends Fund of Fund	Dec 20	1.56	386	5.84	-10.21%	-7.32%	Invesco Global Consumer Trends Fund Accumulated S	98.15	1.85
Invesco India - Invesco Global Equity Income Fund	May 14	1.42	10	14.90	-7.84%	-6.71%	Invesco Global Equity Income Fund [Lux]	97.59	2.41
Invesco India - Invesco Pan European Equity Fund	Jan 14	0.99	51	10.74	-3.25%	-6.88%	Invesco Pan European Equity Fund [Lux]	96.23	3.77
Kotak Global Emerging Market Fund	Sep 07	1.69	111	17.79	-13.74%	-6.97%	CI Emerging Markets Fund I - 974	98.64	1.36
Kotak Global Innovation FoF	Jul 21	1.64	1,043	6.36	-3.88%	-1.01%	Wellington Global Innovation Fund	99.26	0.74
Kotak International REIT FoF	Dec 20	1.38	133	8.52	-16.66%	-8.34%	SMAM ASIA REIT Sub Trust	97.11	2.89
Kotak NASDAQ 100 FoF	Feb 21	0.67	1,451	9.26	30.39%	0.88%	iShares Nasdaq 100 UCITS ETF USD	99.41	0.59
Mirae Asset NYSE FANG + ETF FoF	May 21	0.51	722	8.28	-1.75%	-1.30%	Mirae Asset NYSE FANG + ETF	100.00	0.00
Mirae Asset S&P 500 Top 50 ETF FoF	Sep 21	0.58	336	9.04	-1.99%	-2.76%	Mirae Asset S&P 500 Top 50 ETF	100.00	0.00
Motilal Oswal Nasdaq 100 FOF	Nov 18	0.50	3,088	18.43	-6.05%	-1.69%	Motilal Oswal Nasdaq 100 ETF	99.95	0.05
PGIM India Emerging Markets Equity Fund	Sep 07	2.36	133	11.35	-14.40%	-8.62%	PGIM EMER MKRT EQUITY-USD W	99.26	0.74
PGIM India Global Equity Opportunities Fund	May 10	2.45	1,197	24.24	-0.53%	-1.74%	PGIM JENNSN GLEO OP-USD AC I	97.58	2.42
SBI International Access-US Equity FoF	Mar 21	1.63	833	9.72	-8.45%	-4.61%	Amundi Funds US Pioneer Fund -I15 USD	100.00	0.00
Sundaram Global Brand Fund	Aug 07	2.34	104	19.84	-6.87%	-4.55%	Sundaram Global Brand Fund -Master Class	97.36	2.64
<b>Average</b>		<b>1.74</b>			<b>-4.79%</b>			<b>98.43</b>	<b>1.57</b>

Index Fund

Scheme Name	Date of Inception	^ Expense Ratio %	As on 30th Sep 2022		% Change over a quarter		% Exposure in Holdings*	
			Corpus in crs	NAV (Rs)	Corpus	NAV	Top Holding	Total of Top 5
Aditya Birla SL Nifty 50 Equal Weight Index Fund	Jun 21	1.02	133	11.12	19.55%	11.60%	Sun Pharma Industries Ltd.(2.09)	12.03
Aditya Birla SL Nifty 50 Index Fund	Sep 02	0.60	442	170.06	14.99%	8.51%	Reliance Industries Ltd.(10.82)	41.12
Aditya Birla SL Nifty Midcap 150 Index Fund	Apr 21	1.01	75	12.91	18.97%	16.08%	Trent Ltd.(1.84)	9.32
Aditya Birla SL Nifty Next 50 Index Fund	Feb 22	1.03	33	10.40	-7.85%	16.13%	Pidilite Industries Ltd.(3.69)	16.83
Aditya Birla SL Nifty Smallcap 50 Index Fund	Apr 21	1.01	42	10.40	10.55%	10.94%	KPII Technologies Ltd.(4.5)	20.92
Axis Nifty 100 Index Fund	Oct 19	1.00	850	14.77	11.82%	9.55%	Reliance Industries Ltd.(9.16)	35.39
Axis Nifty 50 Index Fund	Dec 21	0.42	169	9.99	19.49%	8.51%	Reliance Industries Ltd.(10.73)	38.97
Axis Nifty Midcap 50 Index Fund	Mar 22	0.98	32	10.07	36.66%	13.87%	Trent Ltd.(3.97)	18.06
Axis Nifty Next 50 Index Fund	Jan 22	0.83	71	10.32	21.91%	16.44%	Pidilite Industries Ltd.(3.67)	16.85
Axis Nifty Smallcap 50 Index Fund	Mar 22	1.00	39	9.10	45.51%	10.43%	KPII Technologies Ltd.(4.49)	20.35
DSP Nifty 50 Equal Weight Index Fund	Oct 17	0.91	416	15.77	25.72%	11.90%	Sun Pharma Industries Ltd.(2.1)	12.06
DSP NIFTY 50 Index Fund	Feb 19	0.40	219	16.16	10.17%	8.58%	Reliance Industries Ltd.(10.85)	41.24
DSP NIFTY Next 50 Index Fund	Feb 19	0.59	228	16.34	22.70%	16.20%	Pidilite Industries Ltd.(3.7)	19.33
Edelweiss Nifty 100 Quality 30 Index Fund	Oct 21	0.93	11	9.61	31.21%	10.34%	Nestle India Ltd.(5.07)	24.97
Edelweiss Nifty 50 Index Fund	Oct 21	0.60	9	9.61	32.44%	8.53%	Reliance Industries Ltd.(10.79)	39.17
Edelweiss NIFTY Large Mid Cap 250 Index Fund	Dec 21	1.03	48	10.02	-1.26%	12.86%	Reliance Industries Ltd.(4.52)	16.42





Index Fund

Scheme Name	Date of Inception	Expense Ratio %	As on 30th Sep 2022		% Change over a quarter		% Exposure in Holdings*	
			Corpus in crs	NAV (Rs)	Corpus	NAV	Top Holding	Total of Top 5
Franklin India NSE Nifty 50 Index Fund	Aug 00	0.67	473	136.03	7.73%	8.47%	Reliance Industries Ltd.(10.88)	41.04
HDFC Index Fund-NIFTY 50 Plan	Jul 02	0.40	6,776	158.76	14.05%	8.57%	Reliance Industries Ltd.(10.85)	41.15
HDFC NIFTY 100 Equal Weight Index Fund	Feb 22	1.27	82	10.20	6.77%	11.82%	Zomato Ltd.(1.05)	5.22
HDFC NIFTY 100 Index Fund	Feb 22	0.90	87	10.11	6.83%	9.43%	Reliance Industries Ltd.(9.05)	32.87
HDFC NIFTY Next 50 Index Fund	Nov 21	0.97	378	9.88	20.85%	15.99%	Pidilite Industries Ltd.(3.71)	16.87
HDFC NIFTY50 Equal Weight Index Fund	Aug 21	1.05	504	10.88	7.10%	11.81%	Sun Pharma Industries Ltd.(2.1)	12.13
ICICI Pru Nifty 50 Index Fund	Feb 02	0.40	3,495	168.48	13.99%	8.59%	Reliance Industries Ltd.(10.83)	41.13
ICICI Pru Nifty Bank Index Fund	Mar 22	1.00	78	10.89	26.63%	15.40%	HDFC Bank Ltd.(25.9)	83.56
ICICI Pru Nifty Midcap 150 Index Fund	Dec 21	1.00	81	10.31	53.66%	16.09%	Trent Ltd.(1.84)	8.69
ICICI Pru Nifty Next 50 Index Fund	Jun 10	0.73	2,416	37.34	18.28%	16.14%	Pidilite Industries Ltd.(3.69)	19.14
ICICI Pru Nifty Smallcap 250 Index Fund	Nov 21	1.00	60	9.40	22.85%	14.02%	City Union Bank Ltd.(1.48)	6.23
IDBI Nifty Index Fund	Jun 10	0.90	191	31.46	-1.47%	8.35%	Reliance Industries Ltd.(10.84)	41.07
IDBI Nifty Junior Index Fund	Sep 10	0.90	57	31.75	16.75%	16.36%	Pidilite Industries Ltd.(3.69)	19.03
IDFC Nifty 100 Index Fund	Feb 22	0.60	59	10.09	36.33%	9.73%	Reliance Industries Ltd.(9.04)	32.80
IDFC Nifty 50 Index Fund	Apr 10	0.60	496	36.32	16.92%	8.61%	Reliance Industries Ltd.(10.81)	40.62
Kotak Nifty 50 Index Fund	Jun 21	0.51	245	10.94	19.96%	8.52%	Reliance Industries Ltd.(10.69)	40.98
Kotak Nifty Next 50 Index Fund	Mar 21	0.83	104	12.11	13.25%	16.60%	Pidilite Industries Ltd.(3.63)	19.12
L&T Nifty 50 Index Fund	Apr 20	0.45	106	19.35	12.89%	8.55%	Reliance Industries Ltd.(10.84)	41.14
L&T Nifty Next 50 Index Fund	Apr 20	0.80	59	18.27	24.46%	15.84%	Pidilite Industries Ltd.(3.69)	19.14
LIC MF Nifty 50 Index Fund	Nov 02	1.01	58	94.33	10.33%	8.42%	Reliance Industries Ltd.(10.82)	41.11
Motilal Oswal Nifty 200 Momentum 30 Index Fund	Feb 22	0.97	115	9.44	-12.98%	17.29%	Adani Enterprises Ltd.(6.77)	22.58
Motilal Oswal Nifty 50 Index Fund	Dec 19	0.50	206	14.20	17.26%	8.57%	Reliance Industries Ltd.(10.84)	41.06
Motilal Oswal Nifty 500 Index Fund	Sep 19	1.05	345	16.55	17.00%	10.84%	Reliance Industries Ltd.(7.12)	27.65
Motilal Oswal Nifty Bank Index Fund	Sep 19	1.01	299	13.77	20.69%	15.55%	HDFC Bank Ltd.(26.06)	86.09
Motilal Oswal Nifty Midcap 150 Index Fund	Sep 19	1.02	622	20.37	15.83%	16.02%	Trent Ltd.(1.82)	9.19
Motilal Oswal Nifty Next 50 Index Fund	Dec 19	0.98	133	14.70	20.89%	16.13%	Pidilite Industries Ltd.(3.69)	19.16
Motilal Oswal Nifty Smallcap 250 Index Fund	Sep 19	1.03	300	20.05	20.79%	13.73%	City Union Bank Ltd.(1.46)	6.94
Nippon India Index Fund - Nifty 50 Plan	Sep 10	0.63	574	28.54	16.36%	8.46%	Reliance Industries Ltd.(10.84)	41.01
Nippon India Nifty 50 Value 20 Index Fund	Feb 21	0.80	193	11.99	32.11%	6.24%	Infosys Ltd.(14.91)	57.67
Nippon India Nifty Midcap 150 Index Fund	Feb 21	0.80	499	13.27	25.05%	16.20%	Trent Ltd.(1.84)	9.35
Nippon India Nifty Smallcap 250 Index Fund	Oct 20	1.04	360	18.07	23.57%	13.81%	City Union Bank Ltd.(1.47)	7.06
SBI Nifty Index Fund	Jan 02	0.50	2,828	148.37	16.99%	8.56%	Reliance Industries Ltd.(10.83)	41.14
SBI Nifty Next 50 Index Fund	May 21	0.84	467	11.50	15.87%	16.13%	Pidilite Industries Ltd.(3.7)	19.22
Sundaram Nifty 100 Equal Weight Fund	Jul 99	0.95	56	109.51	6.30%	12.51%	Adani Enterprises Ltd.(1.39)	6.29
Tata NIFTY 50 Index Fund	Feb 03	0.52	301	104.75	14.34%	8.56%	Reliance Industries Ltd.(10.88)	41.06
Taurus Nifty 50 Index Fund	Jun 10	1.07	2	32.70	5.27%	8.70%	Reliance Industries Ltd.(10.63)	36.34
UTI Nifty 50 Index Fund	Mar 00	0.30	8,354	114.81	18.19%	8.62%	Reliance Industries Ltd.(10.85)	41.13
UTI Nifty Midcap 150 Quality 50 Index Fund	Apr 22	0.87	116	9.72	17.54%	11.60%	Page Industries Ltd.(4.67)	18.88
UTI Nifty Next 50 Index Fund	Jun 18	0.79	1,975	15.13	21.40%	16.19%	Pidilite Industries Ltd.(3.7)	19.19
UTI Nifty200 Momentum 30 Index Fund	Mar 21	0.91	1,973	12.91	33.79%	17.22%	Adani Enterprises Ltd.(6.78)	27.87
HDFC Index Fund-S&P BSE Sensex	Jul 02	0.40	3,825	519.26	12.82%	8.51%	Reliance Industries Ltd.(12.59)	47.28
ICICI Pru S&P BSE Sensex Index Fund	Sep 17	0.29	627	18.29	11.55%	8.54%	Reliance Industries Ltd.(12.57)	47.37
LIC MF S&P BSE Sensex Index Fund	Nov 02	1.08	52	106.86	6.80%	8.31%	Reliance Industries Ltd.(13.09)	47.39
Nippon India Index Fund-S&P BSE Sensex Plan	Sep 10	0.85	330	28.70	16.61%	8.39%	Reliance Industries Ltd.(12.58)	47.48
Tata S&P BSE Sensex Index Fund	Feb 03	0.58	156	141.78	13.95%	8.37%	Reliance Industries Ltd.(12.59)	47.46
UTI S&P BSE Sensex Index Fund	Jan 22	0.29	127	10.00	7.60%	8.49%	Reliance Industries Ltd.(12.6)	45.73
<b>Average</b>		<b>0.80</b>				<b>17.36%</b>		<b>29.80</b>

Aggressive Hybrid Fund

Scheme Name	Date of Inception	Expense Ratio %	As on 30th Sep 2022		% Change over a quarter		% Exposure in Holdings*			
			Corpus in crs	NAV (Rs)	Corpus	NAV	Equity	Debt	Top Holding	Total of Top 5
Aditya Birla Sun Life Equity Hybrid 95 Fund	Feb 95	1.86	7,688	1036.93	3.61%	6.52%	75%	25%	ICICI Bank Ltd.(7.4)	23.95
Axis Equity Hybrid Fund	Aug 18	2.13	1,864	14.98	7.78%	8.95%	74%	26%	Bajaj Finance Ltd.(6.64)	27.44
Bank of India Mid & Small Cap Equity & Debt Fund	Jul 16	2.59	382	22.47	18.60%	12.29%	80%	20%	APL Apollo Tubes Ltd.(4.73)	19.08
Baroda BNP Paribas Aggressive Hybrid Fund	Apr 17	2.36	768	18.27	6.47%	7.30%	72%	28%	ICICI Bank Ltd.(9.09)	26.08
Canara Robeco Equity Hybrid Fund	Feb 93	1.80	8,179	242.78	10.10%	8.19%	71%	29%	ICICI Bank Ltd.(6.75)	21.70
DSP Equity & Bond Fund	May 99	1.86	7,509	227.41	9.83%	10.00%	75%	25%	HDFC Bank Ltd.(7.44)	20.13
Edelweiss Aggressive Hybrid Fund	Aug 09	2.48	339	39.02	42.73%	8.45%	67%	33%	ICICI Bank Ltd.(6.08)	20.01
Franklin India Equity Hybrid Fund	Dec 99	2.23	1,363	177.03	7.46%	9.41%	69%	31%	HDFC Bank Ltd.(5.89)	30.57
HDFC Equity Hybrid Fund	Apr 05	1.74	18,414	80.99	7.11%	8.49%	68%	32%	ICICI Bank Ltd.(7.86)	28.72
HSBC Equity Hybrid Fund	Oct 18	2.47	465	15.16	3.76%	6.66%	69%	31%	ICICI Bank Ltd.(6.87)	26.17
ICICI Prudential Equity & Debt Fund	Nov 99	1.78	20,099	229.75	8.13%	7.03%	65%	35%	NTPC Ltd.(7.76)	34.50
IDBI Hybrid Equity Fund	Oct 16	2.57	182	15.46	4.20%	7.62%	72%	28%	ICICI Bank Ltd.(5.39)	20.48
IDFC Hybrid Equity Fund	Dec 16	2.45	577	16.92	7.61%	8.97%	77%	23%	ICICI Bank Ltd.(5.78)	26.22
Indiabulls Equity Hybrid Fund	Dec 18	2.36	32	14.46	5.90%	7.71%	75%	25%	IDBI Bank Ltd.(5.85)	24.73
Invesco India Equity & Bond Fund	Jun 18	2.51	391	14.24	8.41%	9.03%	73%	27%	ICICI Bank Ltd.(6)	19.29
JM Equity Hybrid Fund	Apr 95	2.48	10	68.08	7.81%	8.06%	76%	24%	Infosys Ltd.(5.63)	25.20
Kotak Equity Hybrid Fund	Nov 14	2.01	2,922	40.48	15.08%	8.24%	72%	28%	ICICI Bank Ltd.(5.21)	21.88
L&T Hybrid Equity Fund	Feb 11	1.91	4,565	36.13	5.61%	9.86%	75%	25%	ICICI Bank Ltd.(7.14)	27.35
LIC MF Equity Hybrid Fund	Jan 91	2.51	423	134.11	4.30%	7.39%	76%	24%	ICICI Bank Ltd.(8.74)	31.39
Mahindra Manulife Hybrid Equity Nivesh Yojana	Jul 19	2.55	532	16.83	15.30%	8.67%	74%	26%	ICICI Bank Ltd.(6.14)	29.27
Mirae Asset Hybrid - Equity Fund	Jul 15	1.79	6,933	21.78	8.40%	7.56%	73%	27%	ICICI Bank Ltd.(5.34)	23.32
Motilal Oswal Equity Hybrid Fund	Sep 18	2.42	406	15.23	8.23%	9.15%	69%	31%	HDFC Bank Ltd.(6.93)	27.12
Navi Equity Hybrid Fund	Apr 18	2.32	86	14.17	-0.45%	8.17%	66%	34%	ICICI Bank Ltd.(7.77)	21.59
Nippon India Equity Hybrid Fund	Jun 05	2.06	2,915	66.89	3.45%	8.24%	72%	28%	Infosys Ltd.(5.82)	33.94
PGIM India Hybrid Equity Fund	Feb 04	2.36	222	89.72	6.29%	7.01%	70%	30%	ICICI Bank Ltd.(8.35)	17.23
Quant Absolute Fund	Mar 01	2.31	681	300.92	55.86%	13.65%	79%	21%	ITC Ltd.(8.88)	28.17
SBI Equity Hybrid Fund	Jan 96	1.47	55,325	203.96	13.12%	8.62%	68%	32%	ICICI Bank Ltd.(6.24)	19.42
Shriram Hybrid Equity Fund	Dec 13	2.35	58	22.63	4.95%	6.36%	76%	24%	ICICI Bank Ltd.(7.38)	29.13
Sundaram Aggressive Hybrid Fund	Jan 00	2.03	3,055	112.19	7.06%	8.94%	77%	23%	ICICI Bank Ltd.(6.35)	22.63
Tata Hybrid Equity Fund	Oct 95	1.99	3,222	309.63	6.41%	8.23%	75%	25%	ICICI Bank Ltd.(7.76)	33.56
Union Hybrid Equity Fund	Dec 20	2.48	566	12.40	4.97%	8.39%	74%	26%	ICICI Bank Ltd.(6.7)	22.16
UTI Hybrid Equity Fund	Jan 95	2.00	4,332	251.77	6.45%	7.65%	72%	28%	ICICI Bank Ltd.(6.99)	24.03
<b>Average</b>		<b>2.19</b>			<b>10.14%</b>		<b>73%</b>	<b>27%</b>		<b>25.20</b>

## Dynamic Asset Allocation / Balanced Advantage Fund

Scheme Name	Date of Inception	^ Expense Ratio %	As on 30th Sep 2022		% Change over a quarter		% Exposure in Holdings*		
			Corpus in crs	NAV (Rs)	Corpus	NAV	Equity	Debt / Cash	Arbitrage
Aditya Birla Sun Life Balanced Advantage Fund	Apr 00	1.80	6,745	73.57	2.42%	5.89%	49%	34%	18%
Axis Balanced Advantage Fund	Aug 17	2.06	2,377	14.13	8.00%	5.61%	60%	31%	9%
Bank of India Balanced Advantage Fund	Mar 14	2.72	81	18.00	11.53%	5.11%	88%	12%	0%
Baroda BNP Paribas Balanced Advantage Fund	Nov 18	2.64	3,341	16.26	2.08%	9.21%	67%	33%	0%
DSP Dynamic Asset Allocation Fund	Feb 14	1.88	4,484	19.92	2.11%	6.67%	51%	34%	15%
Edelweiss Balanced Advantage Fund	Aug 09	1.77	8,683	35.75	9.03%	6.37%	67%	27%	6%
HDFC Balanced Advantage Fund	Sep 00	1.54	47,230	303.39	9.64%	8.63%	64%	36%	0%
ICICI Prudential Balanced Advantage Fund	Dec 06	1.60	42,989	51.43	7.30%	5.11%	41%	34%	25%
IDFC Balanced Advantage Fund	Oct 14	1.96	2,984	17.93	4.04%	7.78%	54%	33%	13%
Invesco India Dynamic Equity Fund	Oct 07	2.34	648	37.02	2.25%	7.52%	56%	33%	11%
ITI Balanced Advantage Fund	Dec 19	2.37	555	10.27	-3.49%	1.96%	35%	65%	33%
Kotak Balanced Advantage Fund	Aug 18	1.70	14,296	14.61	5.94%	5.73%	53%	33%	14%
L&T Balanced Advantage Fund	Feb 11	2.09	1,819	30.89	-3.16%	4.24%	40%	34%	26%
LIC MF Balanced Advantage Fund	Nov 21	2.18	1,198	10.10	3.97%	5.31%	51%	30%	20%
Mahindra Manulife Balanced Advantage Yojana	Dec 21	2.37	671	10.00	6.48%	5.81%	60%	31%	9%
Motilal Oswal Dynamic Fund	Sep 16	2.31	813	15.48	0.74%	10.63%	57%	31%	12%
Nippon India Balanced Advantage Fund	Nov 04	1.83	6,501	124.64	6.99%	6.38%	41%	33%	25%
NJ Balanced Advantage Fund	Oct 21	1.90	4,851	9.73	2.44%	6.46%	61%	19%	20%
PGIM India Balanced Advantage Fund	Feb 21	2.10	1,504	11.46	6.19%	8.42%	78%	22%	0%
SBI Balanced Advantage Fund	Aug 21	1.62	23,673	10.38	1.01%	4.64%	51%	30%	19%
Shriram Balanced Advantage Fund	Jul 19	2.60	50	12.98	3.36%	3.64%	84%	16%	0%
Sundaram Balanced Advantage Fund	Dec 10	2.08	1,569	25.85	1.61%	7.49%	65%	22%	14%
Tata Balanced Advantage Fund	Jan 19	1.83	5,798	14.92	13.70%	6.08%	45%	33%	22%
Union Balanced Advantage Fund	Dec 17	2.07	1,846	15.02	-0.61%	4.82%	38%	32%	30%
<b>Average</b>		<b>2.06</b>			<b>4.32%</b>		<b>56%</b>	<b>31%</b>	<b>14%</b>

## Equity Savings Fund

Scheme Name	Date of Inception	^ Expense Ratio %	As on 30th Sep 2022		% Change over a quarter		% Exposure in Holdings*		
			Corpus in crs	NAV (Rs)	Corpus	NAV	Equity	Debt / Cash	Arbitrage
Aditya Birla Sun Life Equity Savings Fund	Nov 14	2.38	505	17.10	0.31%	4.65%	43%	31%	27%
Axis Equity Saver Fund	Aug 15	2.22	1,151	16.67	-2.91%	4.78%	43%	33%	24%
Baroda BNP Paribas Equity Savings Fund	Jul 19	2.54	284	12.52	-9.39%	5.11%	36%	33%	31%
DSP Equity Savings Fund	Mar 16	1.46	519	16.32	22.78%	3.58%	36%	34%	30%
Edelweiss Equity Savings Fund	Oct 14	2.07	295	18.48	-6.53%	3.81%	42%	33%	24%
Franklin India Equity Savings Fund	Aug 18	2.12	153	12.96	3.28%	4.89%	37%	29%	34%
HDFC Equity Savings Fund	Sep 04	2.05	2,577	49.10	2.99%	4.51%	36%	34%	30%
ICICI Prudential Equity Savings Fund	Dec 14	1.00	4,993	17.56	-1.21%	1.21%	14%	34%	52%
IDBI Equity Savings Fund	Mar 11	2.13	11	21.02	1.20%	4.26%	43%	28%	28%
IDFC Equity Savings Fund	Jun 08	1.37	106	25.09	-1.18%	2.87%	20%	29%	51%
Invesco India Equity Savings Fund	Mar 19	2.36	153	12.33	0.96%	3.93%	38%	31%	30%
Kotak Equity Savings Fund	Oct 14	2.13	1,968	18.96	3.14%	3.46%	33%	30%	37%
L&T Equity Savings Fund	Oct 11	1.58	183	23.32	-6.43%	4.04%	26%	32%	42%
Mahindra Manulife Equity Savings Dhan Sanchay Yojana	Feb 17	2.52	444	15.61	6.23%	4.86%	47%	31%	22%
Mirae Asset Equity Savings Fund	Dec 18	1.41	581	14.77	7.81%	5.00%	40%	29%	31%
Nippon India Equity Savings Fund	May 15	1.66	192	12.40	-3.96%	2.75%	26%	30%	44%
PGIM India Equity Savings Fund	Jan 04	1.24	170	40.19	-2.99%	2.02%	16%	31%	53%
SBI Equity Savings Fund	May 15	1.18	2,423	17.52	4.08%	5.33%	41%	31%	28%
Sundaram Equity Savings Fund	Dec 18	2.38	396	50.98	3.42%	4.57%	43%	27%	30%
Tata Equity Savings Fund	Apr 97	1.04	151	41.56	-4.42%	2.90%	36%	29%	35%
Union Equity Savings Fund	Aug 18	1.93	153	13.21	-2.53%	3.28%	32%	32%	36%
UTI Equity Savings Fund	Aug 18	1.50	253	13.42	3.07%	4.17%	40%	34%	26%
<b>Average</b>		<b>1.83</b>			<b>0.80%</b>		<b>35%</b>	<b>31%</b>	<b>34%</b>

Conservative Hybrid Fund

Scheme Name	Date of Inception	^ Expense Ratio %	As on 30th Sep 2022		% Change over a quarter		% Exposure in Holdings*				
			Corpus in crs	NAV (Rs)	Corpus	NAV	Equity	Debt/Cash	AAA and Equivalent	AA & Lower Rated	Avg Maturity (yrs)
Aditya Birla Sun Life Regular Savings Fund	Apr 05	1.88	1,654	51.76	0.96%	4.09%	25%	75%	64.98	9.88	2.84
Axis Regular Saver Fund	Jul 10	2.17	449	24.35	4.39%	4.16%	23%	77%	65.25	11.45	4.65
Bank of India Conservative Hybrid Fund	Mar 09	2.32	56	27.41	5.25%	2.76%	24%	76%	71.13	5.32	1.08
Baroda BNP Paribas Conservative Hybrid Fund	Sep 04	2.17	511	35.07	2.36%	3.35%	22%	78%	57.16	20.36	3.42
Canara Robeco Conservative Hybrid Fund	Mar 96	1.80	1,139	75.97	1.87%	3.25%	22%	78%	77.59	0.00	2.41
DSP Regular Savings Fund	May 05	1.21	202	43.99	2.44%	2.66%	24%	76%	76.30	0.00	2.06
Franklin India Debt Hybrid Fund	Sep 00	1.38	260	69.05	2.43%	3.94%	24%	76%	76.44	0.00	2.62
HDFC Hybrid Debt Fund	Dec 05	1.83	2,706	60.80	2.96%	3.86%	22%	78%	65.45	12.36	4.86
HSBC Regular Savings Fund	Feb 04	2.20	90	45.67	0.48%	3.03%	24%	76%	76.11	0.00	4.22
ICICI Prudential Regular Savings Fund	Nov 00	1.75	3,292	57.15	2.74%	3.80%	18%	82%	51.35	30.43	4.54
IDFC Regular Savings Fund	Feb 10	2.13	164	25.83	-4.31%	2.45%	20%	80%	80.35	0.00	2.21
ITI Conservative Hybrid Fund	Mar 22	1.61	22	10.12	22.38%	1.76%	9%	91%	90.66	0.00	0.78
Kotak Debt Hybrid Fund	Dec 03	1.82	1,571	43.72	7.00%	4.75%	25%	75%	74.11	1.26	5.76
L&T Conservative Hybrid Fund	Aug 05	2.24	35	43.24	-0.42%	3.70%	24%	76%	75.68	0.00	2.01
LIC MF Debt Hybrid Fund	Jun 03	2.25	65	67.35	2.58%	2.41%	21%	79%	78.93	0.00	3.60
Navi Regular Savings Fund	Jul 10	2.15	28	22.36	-1.16%	2.56%	21%	79%	73.00	6.15	1.03
Nippon India Hybrid Bond Fund	Jan 04	1.87	721	45.25	0.39%	2.49%	12%	88%	42.54	45.70	1.79
Parag Parikh Conservative Hybrid Fund	May 21	0.62	1,030	10.89	17.37%	2.51%	20%	80%	79.51	0.00	5.35
SBI Conservative Hybrid Fund	Apr 01	1.11	6,715	54.88	10.45%	4.48%	22%	78%	63.67	14.13	4.19
Sundaram Debt Oriented Hybrid Fund	Mar 10	2.16	32	23.75	-0.10%	2.78%	20%	80%	76.55	3.12	5.73
UTI Regular Savings Fund	Dec 03	1.80	1,592	52.41	2.50%	4.27%	24%	76%	60.18	15.38	5.40
<b>Average</b>		<b>1.83</b>			<b>3.93%</b>		<b>21%</b>	<b>79%</b>			<b>3.36</b>

Overnight Fund

Scheme Name	Date of Inception	^ Expense Ratio %	As on 30th Sep 2022		% Change over a quarter		% Exposure in Holdings*			
			Corpus in crs	NAV (Rs)	Corpus	NAV	AAA and Equivalent	AA and Equivalent	Below AA Including FD	Avg Maturity (in days)
Aditya Birla Sun Life Overnight Fund	Nov 18	0.18	11,156	1170.48	-7.55%	1.25%	100.00	0.00	0.00	1
Axis Overnight Fund	Mar 19	0.12	10,852	1147.39	-4.44%	1.28%	100.00	0.00	0.00	1
Bank of India Overnight Fund	Apr 19	0.15	37	1098.95	37.31%	1.28%	100.00	0.00	0.00	1
Baroda BNP Paribas Overnight Fund	Apr 19	0.14	836	1139.78	75.91%	1.27%	100.00	0.00	0.00	1
Canara Robeco Overnight Fund	Jul 19	0.11	282	1124.82	88.24%	1.27%	100.00	0.00	0.00	1
DSP Overnight Fund	Jan 19	0.15	6,008	1160.92	42.34%	1.26%	100.00	0.00	0.00	1
Edelweiss Overnight Fund	Jul 19	0.16	542	1124.77	-7.46%	1.25%	100.00	0.00	0.00	1
Franklin India Overnight Fund	May 19	0.14	177	1133.34	-5.05%	1.26%	100.00	0.00	0.00	1
HDFC Overnight Fund	Feb 02	0.20	18,038	3205.56	-3.04%	1.24%	100.00	0.00	0.00	1
HSBC Overnight Fund	May 19	0.26	1,046	1131.95	14.62%	1.25%	100.00	0.00	0.00	1
ICICI Prudential Overnight Fund	Nov 18	0.19	15,769	1167.82	14.43%	1.25%	100.00	0.00	0.00	1
IDFC Overnight Fund	Jan 19	0.16	3,539	1154.86	-0.04%	1.26%	100.00	0.00	0.00	1
Indiabulls Overnight Fund	Jul 19	0.20	25	1122.27	-30.28%	1.23%	100.00	0.00	0.00	1
Invesco India Overnight Fund	Jan 20	0.15	444	1097.17	8.51%	1.27%	100.00	0.00	0.00	1
ITI Overnight Fund	Oct 19	0.18	69	1105.31	97.86%	1.22%	100.00	0.00	0.00	1
JM Overnight Fund	Dec 19	0.14	229	1102.95	120.01%	1.26%	100.00	0.00	0.00	1
Kotak Overnight Fund	Jan 19	0.19	12,542	1156.16	7.29%	1.25%	100.00	0.00	0.00	1
L&T Overnight Fund	Nov 06	0.20	2,357	1613.18	12.87%	1.25%	100.00	0.00	0.00	1
LIC MF Overnight Fund	Jul 19	0.20	609	1122.61	3.40%	1.26%	100.00	0.00	0.00	1
Mahindra Manulife Overnight Fund	Jul 19	0.21	127	1122.06	-24.62%	1.26%	100.00	0.00	0.00	1
Mirae Asset Overnight Fund	Oct 19	0.21	878	1111.39	23.23%	1.26%	100.00	0.00	0.00	1
Nippon India Overnight Fund	Dec 18	0.16	14,139	116.31	37.41%	1.26%	100.00	0.00	0.00	1
NJ Overnight Fund	Aug 22	0.20	25	1008.67	-	-	100.00	0.00	0.00	1
PGIM India Overnight Fund	Aug 19	0.16	84	1119.73	31.69%	1.28%	100.00	0.00	0.00	1
SBI Overnight Fund	May 99	0.18	24,709	3502.03	-9.44%	1.25%	100.00	0.00	0.00	1
Shriram Overnight Fund	Aug 22	0.15	98	10.06	-	-	100.00	0.00	0.00	1
Sundaram Overnight Fund	Mar 19	0.21	1,042	1151.54	94.70%	1.25%	100.00	0.00	0.00	1
Tata Overnight Fund	Mar 19	0.20	5,036	1142.90	37.91%	1.25%	100.00	0.00	0.00	1
TRUSTMF Overnight Fund	Jan 22	0.12	94	1029.48	-47.36%	1.26%	100.00	0.00	0.00	1
Union Overnight Fund	Mar 19	0.18	276	1141.00	195.03%	1.26%	100.00	0.00	0.00	1
UTI Overnight Fund	Dec 03	0.12	10,370	2948.86	74.80%	1.27%	100.00	0.00	0.00	1
WOC Overnight Fund	Aug 19	0.19	13	1114.12	-36.25%	1.21%	100.00	0.00	0.00	1
<b>Average</b>		<b>0.17</b>			<b>28.07%</b>		<b>100.00</b>	<b>0.00</b>	<b>0.00</b>	<b>1</b>

## Liquid Fund

Scheme Name	Date of Inception	^ Expense Ratio %	As on 30th Sep 2022		% Change over a quarter		% Exposure in Holdings*			
			Corpus in crs	NAV (Rs)	Corpus	NAV	AAA and Equivalent	AA and Equivalent	Below AA Including FD	Avg Maturity (in days)
Aditya Birla Sun Life Liquid Fund	Jun 97	0.33	32,807	348.16	-10.69%	1.27%	99.97	0.03	0.00	44
Axis Liquid Fund	Oct 09	0.22	22,528	2404.05	0.45%	1.29%	99.78	0.22	0.00	43
Bank of India Liquid Fund	Jul 08	0.22	365	2485.03	14.99%	1.29%	100.00	0.00	0.00	51
Baroda BNP Paribas Liquid Fund	Feb 09	0.27	3,961	2487.49	-32.06%	1.29%	100.00	0.00	0.00	33
Canara Robeco Liquid Fund	Jan 02	0.14	2,054	2599.70	22.51%	1.29%	100.00	0.00	0.00	26
DSP Liquidity Fund	Mar 98	0.24	10,612	3086.94	20.20%	1.28%	100.00	0.00	0.00	29
Edelweiss Liquid Fund	Sep 08	0.39	1,058	2768.87	-19.71%	1.26%	100.00	0.00	0.00	51
Franklin India Liquid fund	Apr 98	0.21	1,293	3252.72	-0.05%	1.29%	100.00	0.00	0.00	37
HDFC Liquid Fund	Sep 00	0.30	50,029	4244.90	-0.20%	1.26%	99.78	0.22	0.00	39
HSBC Cash Fund	Dec 02	0.22	3,128	2155.10	-6.02%	1.28%	100.00	0.00	0.00	34
ICICI Prudential Liquid Fund	Jun 98	0.29	39,742	320.15	-8.64%	1.26%	100.00	0.00	0.00	44
IDBI Liquid Fund	Jul 10	0.17	766	2325.22	17.87%	1.31%	100.00	0.00	0.00	32
IDFC Cash Fund	Jul 01	0.25	10,654	2614.77	-10.57%	1.26%	100.00	0.00	0.00	40
IIFL Liquid Fund	Nov 13	0.25	711	1670.64	-28.50%	1.25%	100.00	0.00	0.00	33
Indiabulls Liquid Fund	Oct 11	0.22	238	2095.52	3.71%	1.23%	99.75	0.00	0.25	47
Invesco India Liquid Fund	Nov 06	0.22	5,230	2971.06	43.58%	1.27%	100.00	0.00	0.00	39
ITI Liquid Fund	Apr 19	0.25	57	1136.33	38.25%	1.23%	100.00	0.00	0.00	22
JM Liquid Fund	Jan 98	0.25	1,285	59.11	-32.40%	1.28%	99.22	0.78	0.00	36
Kotak Liquid Fund	Oct 00	0.32	26,084	4374.26	-27.90%	1.24%	100.00	0.00	0.00	47
L&T Liquid Fund	Nov 97	0.21	8,110	2966.40	21.17%	1.27%	99.36	0.64	0.00	44
LIC MF Liquid Fund	Mar 02	0.31	4,653	3911.32	-13.59%	1.25%	100.00	0.00	0.00	33
Mahindra Manulife Liquid Fund	Jul 16	0.25	478	1406.19	-61.16%	1.29%	100.00	0.00	0.00	45
Mirae Asset Cash Management Fund	Mar 08	0.27	3,923	2267.02	12.97%	1.27%	100.00	0.00	0.00	44
Motilal Oswal Liquid Fund	Dec 18	0.36	476	11.57	-15.58%	1.15%	100.00	0.00	0.00	70
Navi Liquid Fund	Feb 10	0.20	96	2371.08	18.74%	1.31%	100.00	0.00	0.00	40
Nippon India Liquid Fund	Mar 98	0.32	20,591	5279.70	-25.67%	1.26%	100.00	0.00	0.00	63
Parag Parikh Liquid Fund	May 18	0.26	1,520	1211.96	9.22%	1.20%	99.38	0.00	0.62	42
PGIM India Insta Cash Fund	Sep 07	0.25	715	281.51	14.68%	1.27%	100.00	0.00	0.00	12
Quant Liquid Plan	Sep 05	0.54	960	34.45	41.31%	1.23%	100.00	0.00	0.00	38
Quantum Liquid Fund	Apr 06	0.15	516	29.34	1.46%	1.24%	100.00	0.00	0.00	34
SBI Liquid Fund	Nov 03	0.28	54,496	3384.96	-9.46%	1.26%	100.00	0.00	0.00	47
Sundaram Money Fund	Mar 00	0.28	2,306	1908.80	-2.44%	1.29%	100.00	0.00	0.00	29
Tata Liquid Fund	Aug 98	0.32	12,089	3407.07	-21.56%	1.24%	100.00	0.00	0.00	37
Trust MF Liquid Fund	Apr 21	0.25	197	1053.84	13.97%	1.28%	100.00	0.00	0.00	11
Union Liquid Fund	Jun 11	0.17	945	2078.88	-14.35%	1.27%	100.00	0.00	0.00	30
UTI Liquid Cash Plan	Jun 03	0.23	27,442	3545.86	-0.52%	1.29%	100.00	0.00	0.00	52
WOC Liquid Fund	Jan 19	0.36	115	1166.80	88.43%	1.19%	51.31	0.00	48.69	40
<b>Average</b>		<b>0.26</b>			<b>1.15%</b>		<b>98.61</b>	<b>0.05</b>	<b>1.34</b>	<b>39</b>

Ultra Short Duration Fund

Scheme Name	Date of Inception	^ Expense Ratio %	As on 30th Sep 2022		% Change over a quarter		% Exposure in Holdings*			
			Corpus in crs	NAV (Rs)	Corpus	NAV	AAA and Equivalent	AA and Equivalent	Below AA Including FD	Avg Maturity (in days)
Aditya Birla Sun Life Savings Fund	Nov 01	0.51	14,371	449.07	1.48%	1.25%	85.60	14.40	0.00	186
Axis Ultra Short Term Fund	Sep 18	1.19	4,157	12.29	-22.18%	1.12%	88.52	11.48	0.00	170
Bank of India Ultra Short Duration Fund	Jul 08	0.57	132	2654.68	5.53%	1.20%	98.33	1.67	0.00	110
Baroda BNP Paribas Ultra Short Duration Fund	Jun 18	0.34	519	1268.45	210.83%	1.44%	94.84	5.16	0.00	256
Canara Robeco Ultra Short Term Fund	Sep 03	0.95	566	3184.10	4.31%	1.07%	100.00	0.00	0.00	117
DSP Ultra Short Fund	Jul 06	1.02	2,260	2836.69	-10.89%	1.07%	100.00	0.00	0.00	131
HDFC Ultra Short Term Fund	Sep 18	0.64	13,115	12.51	3.10%	1.21%	99.85	0.15	0.00	152
HSBC Ultra Short Duration Fund	Jan 20	0.48	862	1117.26	-56.67%	1.25%	100.00	0.00	0.00	107
ICICI Prudential Ultra Short Term Fund	May 11	0.87	12,245	22.87	16.75%	1.21%	83.41	15.65	0.94	142
IDBI Ultra Short Term Fund	Jan 06	0.42	217	2299.51	-6.28%	1.26%	94.19	5.81	0.00	135
IDFC Ultra Short Term Fund	Jul 18	0.43	3,714	12.56	-2.00%	1.21%	100.00	0.00	0.00	170
Invesco India Ultra Short Term Fund	Jan 07	0.89	634	2235.81	-15.68%	1.11%	88.03	11.97	0.00	178
ITI Ultra Short Duration Fund	May 21	0.95	123	1041.41	6.36%	1.06%	100.00	0.00	0.00	102
Kotak Savings Fund	Aug 05	0.80	12,025	35.56	6.39%	1.18%	87.99	12.01	0.00	201
L&T Ultra Short Term Fund	Nov 02	0.39	1,510	36.12	2.15%	1.20%	100.00	0.00	0.00	124
LIC MF Ultra Short Term Fund	Nov 19	0.40	32	1111.29	-46.49%	1.18%	100.00	0.00	0.00	156
Mahindra Manulife Ultra Short Term Fund	Oct 19	0.76	166	1138.93	-23.45%	1.19%	90.99	9.01	0.00	119
Mirae Asset Ultra Short Duration Fund	Oct 20	0.48	232	1075.17	4.68%	1.20%	97.83	2.17	0.00	112
Motilal Oswal Ultra Short Term Fund	Sep 13	1.07	98	14.10	37.70%	1.00%	100.00	0.00	0.00	104
Nippon India Ultra Short Duration Fund	Dec 01	1.14	4,469	3346.37	31.47%	1.22%	79.31	20.65	0.03	184
PGIM India Ultra Short Term Fund	Nov 08	0.81	514	28.49	3.71%	1.14%	100.00	0.00	0.00	103
SBI Magnum Ultra Short Duration Fund	Jul 07	0.47	11,597	4934.04	12.88%	1.21%	100.00	0.00	0.00	172
Sundaram Ultra Short Duration Fund	Dec 07	1.43	1,098	2272.19	4.44%	1.01%	100.00	0.00	0.00	113
Tata Ultra Short Term Fund	Jan 19	1.03	1,180	11.84	-4.50%	1.10%	95.73	4.27	0.00	127
UTI Ultra Short Term Fund	Aug 03	0.94	2,060	3522.70	5.75%	1.16%	83.80	16.20	0.00	150
WOC Ultra Short Term Fund	Jun 19	1.02	72	1140.61	55.04%	1.01%	54.11	0.00	45.89	124
<b>Average</b>		<b>0.77</b>			<b>8.63%</b>		<b>93.17</b>	<b>9.33</b>	<b>15.62</b>	<b>144</b>

Low Duration Fund

Scheme Name	Date of Inception	^ Expense Ratio %	As on 30th Sep 2022		% Change over a quarter		% Exposure in Holdings*			
			Corpus in crs	NAV (Rs)	Corpus	NAV	AAA and Equivalent	AA and Equivalent	Below AA Including FD	Avg Maturity (in days)
Aditya Birla Sun Life Low Duration Fund	May 98	1.22	11,970	545.15	7.44%	1.31%	79.71	20.29	0.00	369
Axis Treasury Advantage Fund	Mar 10	0.61	5,400	2541.04	10.45%	1.33%	91.73	7.30	0.97	387
Baroda BNP Paribas Low Duration Fund	Oct 05	1.02	197	33.34	2.85%	1.32%	86.41	13.59	0.00	449
Canara Robeco Savings Fund	Mar 05	0.58	1,007	34.76	-4.48%	1.11%	100.00	0.00	0.00	219
DSP Low Duration Fund	Mar 15	0.63	3,037	16.36	-14.33%	1.15%	100.00	0.00	0.00	288
HDFC Low Duration Fund	Nov 99	1.04	15,292	47.62	-7.15%	1.57%	91.03	8.97	0.00	1015
HSBC Low Duration Fund	Oct 06	0.62	189	17.00	-7.21%	1.18%	100.00	0.00	0.00	187
ICICI Prudential Savings Fund	Mar 05	0.52	22,072	443.03	3.00%	2.31%	95.74	4.26	0.00	2040
IDFC Low Duration Fund	Feb 03	0.57	5,785	31.82	-9.90%	1.17%	100.00	0.00	0.00	348
Invesco India Treasury Advantage Fund	Jan 07	0.65	1,670	3119.41	4.65%	1.10%	100.00	0.00	0.00	233
JM Low Duration Fund	Sep 06	0.79	140	30.72	-1.56%	1.12%	100.00	0.00	0.00	203
Kotak Low Duration Fund	Mar 08	1.17	6,862	2769.97	-1.48%	1.47%	84.00	16.00	0.00	887
L&T Low Duration Fund	Nov 02	0.91	665	23.31	-17.80%	1.06%	87.73	12.27	0.00	256
LIC MF Savings Fund	Jun 03	0.83	943	32.92	-23.33%	1.08%	100.00	0.00	0.00	258
Mahindra Manulife Low Duration Fund	Feb 17	1.16	421	1357.46	-13.07%	1.08%	88.34	11.66	0.00	245
Mirae Asset Savings Fund	Mar 08	0.93	618	1872.21	-11.00%	1.26%	84.69	15.31	0.00	269
Nippon India Low Duration Fund	Mar 07	1.03	6,237	3094.28	-7.99%	1.17%	85.88	14.11	0.01	355
PGIM India Low Duration Fund	Jun 07	1.20	101	24.50	0.01%	1.13%	95.02	4.98	0.00	245
SBI Magnum Low Duration Fund	Jul 07	0.96	7,869	2890.26	-21.70%	1.15%	87.05	12.95	0.00	212
Sundaram Low Duration Fund	Sep 04	0.98	379	2875.36	-19.83%	1.13%	95.36	4.64	0.00	277
Tata Treasury Advantage Fund	Sep 05	0.59	2,272	3246.57	7.51%	1.23%	100.00	0.00	0.00	299
UTI Treasury Advantage Fund	Jul 99	0.43	2,522	2908.81	-4.09%	1.22%	88.07	11.93	0.00	263
<b>Average</b>		<b>0.84</b>			<b>-5.86%</b>		<b>92.76</b>	<b>7.19</b>	<b>0.04</b>	<b>423</b>

Money Market Fund

Scheme Name	Date of Inception	Expense Ratio %	As on 30th Sep 2022		% Change over a quarter		% Exposure in Holdings*			
			Corpus in crs	NAV (Rs)	Corpus	NAV	AAA and Equivalent	AA and Equivalent	Below AA Including FD	Avg Maturity (in days)
Aditya Birla Sun Life Money Manager Fund	Jun 05	0.33	12,965	302.33	6.84%	1.30%	100.00	0.00	0.00	153
Axis Money Market Fund	Aug 19	0.36	3,624	1170.55	4.65%	1.27%	100.00	0.00	0.00	176
Baroda BNP Paribas Money Market Fund	Jul 19	0.39	18	1139.09	-6.09%	1.07%	100.00	0.00	0.00	99
DSP Savings Fund	Sep 99	0.51	3,189	43.39	32.42%	1.20%	100.00	0.00	0.00	175
Edelweiss Dynamic Bond Fund	Jun 08	0.98	362	23.77	6.63%	0.92%	100.00	0.00	0.00	274
Franklin India Savings Fund	Feb 02	0.29	897	41.12	6.57%	1.19%	100.00	0.00	0.00	179
HDFC Money Market Fund	Nov 99	0.41	12,651	4682.98	-0.49%	1.26%	100.00	0.00	0.00	151
ICICI Prudential Money Market Fund	Mar 06	0.33	11,016	310.35	3.34%	1.27%	100.00	0.00	0.00	122
IDFC Money Manager Fund	Feb 03	0.93	2,616	33.43	-8.27%	1.07%	100.00	0.00	0.00	157
Invesco India Money Market Fund	Aug 09	0.55	1,840	2510.85	1.45%	1.17%	100.00	0.00	0.00	155
Kotak Money Market Fund	Jul 03	0.35	12,791	3676.68	-9.84%	1.26%	100.00	0.00	0.00	150
L&T Money Market Fund	Aug 05	0.70	747	21.77	-12.28%	1.11%	100.00	0.00	0.00	139
LIC MF Money Market Fund	Aug 22	0.61	128	1005.81	-	-	100.00	0.00	0.00	292
Mirae Asset Money Market Fund	Aug 21	0.66	58	1041.01	11.23%	1.13%	100.00	0.00	0.00	152
Nippon India Money Market Fund	Jun 06	0.26	9,503	3393.67	4.17%	1.31%	100.00	0.00	0.00	151
PGIM India Money Market Fund	Mar 20	0.81	48	1095.40	-9.15%	1.08%	100.00	0.00	0.00	30
SBI Savings Fund	Jul 04	0.76	19,299	34.30	-2.94%	1.17%	100.00	0.00	0.00	164
Sundaram Money Market Fund	Oct 18	0.33	33	12.34	-6.71%	1.24%	100.00	0.00	0.00	47
Tata Money Market Fund	Sep 04	0.42	6,924	3861.72	2.69%	1.27%	100.00	0.00	0.00	147
TRUSTMF Money Market Fund	Aug 22	0.32	168	1006.06	-	-	100.00	0.00	0.00	140
Union Money Market Fund	Aug 21	0.92	100	1034.87	8.58%	1.04%	100.00	0.00	0.00	112
UTI Money Market Fund	Apr 97	0.26	6,771	2519.42	-17.41%	1.28%	100.00	0.00	0.00	147
<b>Average</b>		<b>0.52</b>			<b>0.77%</b>		<b>100.00</b>	<b>0.00</b>	<b>0.00</b>	<b>151</b>

Short Duration Fund

Scheme Name	Date of Inception	Expense Ratio %	As on 30th Sep 2022		% Change over a quarter		% Exposure in Holdings*			
			Corpus in crs	NAV (Rs)	Corpus	NAV	AAA and Equivalent	AA and Equivalent	Below AA Including FD	Avg Maturity (in yrs)
Aditya Birla Sun Life Short Term Fund	May 03	1.10	5,813	38.89	25.54%	1.76%	82.48	17.21	0.31	2.06
Axis Short Term Fund	Mar 10	0.99	7,511	25.21	14.86%	1.37%	87.30	11.86	0.84	2.21
Bank of India Short Term Income Fund	Dec 08	1.05	46	20.45	3.35%	1.00%	89.55	10.45	0.00	1.80
Baroda BNP Paribas Short Duration Fund	Jun 10	1.04	283	23.92	-7.90%	1.49%	75.38	24.62	0.00	1.84
Canara Robeco Short Duration Fund	Mar 09	1.02	556	21.09	-8.62%	1.00%	100.00	0.00	0.00	1.52
DSP Short Term Fund	Sep 02	0.91	2,777	38.31	5.14%	1.04%	100.00	0.00	0.00	2.01
HDFC Short Term Debt Fund	Jun 10	0.75	13,516	25.97	-2.30%	1.43%	85.00	15.00	0.00	2.74
HSBC Short Duration Fund	Dec 02	0.79	159	32.36	2.69%	1.04%	100.00	0.00	0.00	1.34
ICICI Prudential Short Term Fund	Oct 01	1.12	14,686	48.90	-5.20%	2.22%	82.66	17.34	0.00	4.89
IDBI Short Term Bond Fund	Mar 11	0.75	33	22.63	11.15%	1.47%	91.20	8.80	0.00	1.78
IDFC Bond Fund - Short Term Plan	Dec 00	0.77	9,743	46.58	-5.37%	1.16%	100.00	0.00	0.00	2.53
Indiabulls Short Term Fund	Sep 13	1.43	24	1742.87	-0.46%	1.11%	89.64	7.86	2.50	1.85
Invesco India Short Term Fund	Mar 07	1.20	488	2934.77	-18.08%	0.95%	100.00	0.00	0.00	1.54
JM Short Duration Fund	Aug 22	1.22	140	10.02	-	-	100.00	0.00	0.00	1.23
Kotak Bond Short Term Fund	May 02	1.16	12,724	42.87	-2.97%	1.41%	100.00	0.00	0.00	3.80
L&T Short Term Bond Fund	Dec 10	0.75	3,515	21.73	-9.77%	1.13%	100.00	0.00	0.00	1.59
LIC MF Short Term Debt Fund	Feb 19	1.44	155	12.08	-4.14%	0.84%	100.00	0.00	0.00	1.85
Mahindra Manulife Short Term Fund	Feb 21	1.26	56	10.50	-30.84%	1.11%	82.08	17.92	0.00	2.14
Mirae Asset Short Term Fund	Mar 18	1.15	397	12.98	-10.51%	1.22%	89.95	10.05	0.00	1.51
Nippon India Short Term Fund	Dec 02	1.15	6,552	43.04	-10.05%	1.29%	87.87	12.12	0.01	2.47
PGIM India Short Maturity Fund	Jan 03	0.82	26	37.08	-4.46%	1.26%	94.16	5.84	0.00	1.75
SBI Short Term Debt Fund	Aug 07	0.85	13,331	26.27	19.47%	1.11%	93.13	6.87	0.00	1.70
Sundaram Short Term Debt Fund	Apr 02	0.93	207	36.22	-3.25%	1.22%	95.89	4.11	0.00	1.48
Tata Short Term Bond Fund	Aug 02	1.20	2,326	39.51	-2.18%	0.97%	97.64	0.00	2.36	1.88
TRUSTMF Short Term Fund	Aug 21	0.73	96	1030.80	-39.33%	1.16%	100.00	0.00	0.00	2.04
UTI Short Term Income Fund	Aug 07	0.96	2,179	25.94	-3.74%	1.48%	82.06	17.94	0.00	1.46
<b>Average</b>		<b>1.02</b>			<b>-3.48%</b>		<b>92.54</b>	<b>7.23</b>	<b>0.23</b>	<b>2.04</b>

Medium Duration Fund

Scheme Name	Date of Inception	Expense Ratio %	As on 30th Sep 2022		% Change over a quarter		% Exposure in Holdings*			
			Corpus in crs	NAV (Rs)	Corpus	NAV	AAA and Equivalent	AA and Equivalent	Below AA Including FD	Avg Maturity (in yrs)
Aditya Birla Sun Life Medium Term Plan	Mar 09	1.51	1,614	30.90	13.99%	17.32%	58.66	36.79	4.55	3.42
Axis Strategic Bond Fund	Mar 12	1.08	1,660	22.57	-1.30%	1.69%	69.42	23.33	7.25	3.47
Baroda BNP Paribas Medium Duration Fund	Mar 14	0.97	35	15.44	-18.49%	1.94%	83.15	16.85	0.00	4.79
DSP Bond Fund	Apr 97	0.73	340	66.37	-1.62%	1.36%	96.97	3.03	0.00	4.00
HDFC Medium Term Debt Fund	Feb 02	1.30	3,665	45.91	1.45%	1.68%	71.41	27.91	0.68	4.27
ICICI Prudential Medium Term Bond Fund	Sep 04	1.40	6,314	36.36	-0.66%	1.94%	52.12	47.88	0.00	3.35

Medium Duration Fund

Scheme Name	Date of Inception	^ Expense Ratio %	As on 30th Sep 2022		% Change over a quarter		% Exposure in Holdings*			
			Corpus in crs	NAV (Rs)	Corpus	NAV	AAA and Equivalent	AA and Equivalent	Below AA Including FD	Avg Maturity (in yrs)
IDFC Bond Fund - Medium Term Plan	Jul 03	1.47	2,188	37.60	-4.83%	1.03%	100.00	0.00	0.00	3.49
Invesco India Medium Duration Fund	Jul 21	1.35	294	1018.95	-36.01%	1.21%	89.15	10.85	0.00	3.53
Kotak Medium Term Fund	Mar 14	1.57	1,889	18.48	-1.36%	1.61%	68.19	20.57	11.24	6.28
L&T Resurgent India Bond Fund	Feb 15	1.45	687	16.55	-2.02%	1.49%	84.29	15.71	0.00	2.44
Nippon India Strategic Debt Fund	Sep 00	1.94	182	12.58	-4.34%	1.02%	83.53	16.47	0.00	1.82
SBI Magnum Medium Duration Fund	Nov 03	1.22	9,055	41.48	-3.51%	1.51%	61.99	34.73	3.28	3.98
Sundaram Medium Term Bond Fund	Dec 97	2.15	44	58.54	-9.16%	0.99%	100.00	0.00	0.00	3.59
Union Medium Duration Fund	Sep 20	0.90	190	10.56	-0.97%	1.17%	94.89	5.11	0.00	3.43
UTI Medium Term Fund	Mar 15	1.61	59	15.06	-1.18%	1.39%	79.95	20.05	0.00	3.90
<b>Average</b>		<b>1.38</b>			<b>-4.67%</b>		<b>79.58</b>	<b>18.62</b>	<b>1.80</b>	<b>3.72</b>

Medium to Long Duration Fund

Scheme Name	Date of Inception	^ Expense Ratio %	As on 30th Sep 2022		% Change over a quarter		% Exposure in Holdings*			
			Corpus in crs	NAV (Rs)	Corpus	NAV	Gsec/SOV	AAA and Equivalent	AA Equivalent & Below	Avg Maturity (in yrs)
Aditya Birla Sun Life Income Fund	Oct 95	0.89	1,542	102.59	0.57%	1.51%	64.46	35.54	0.00	3.30
Canara Robeco Income Fund	Sep 02	1.88	126	46.33	1.25%	1.22%	83.74	16.26	0.00	6.55
HDFC Income Fund	Sep 00	2.06	524	47.56	1.14%	1.84%	56.91	43.09	0.00	7.08
HSBC Debt Fund	Dec 02	2.07	41	35.03	1.85%	1.19%	95.61	4.39	0.00	4.97
ICICI Prudential Bond Fund	Aug 08	1.18	2,432	32.33	-5.58%	2.27%	58.38	41.62	0.00	5.74
IDFC Bond Fund - Income Plan	Jul 00	1.99	528	53.98	-2.62%	1.06%	96.72	3.28	0.00	5.09
JM Medium to Long Duration Fund	Apr 95	1.03	21	50.60	-0.35%	1.15%	88.83	11.17	0.00	5.30
Kotak Bond Fund	Nov 99	1.79	1,562	62.96	0.74%	2.12%	82.81	17.19	0.00	6.68
LIC MF Bond Fund	Mar 99	0.71	128	58.53	25.35%	2.08%	84.56	15.44	0.00	8.79
Nippon India Income Fund	Dec 97	1.70	220	73.35	-0.14%	2.75%	68.93	31.07	0.00	6.75
SBI Magnum Income Fund	Nov 98	1.46	1,532	57.39	-0.75%	1.82%	43.29	37.55	19.16	6.05
UTI Bond Fund	May 98	1.63	276	59.90	-6.17%	1.67%	70.64	25.88	3.48	6.81
<b>Average</b>		<b>1.53</b>			<b>1.27%</b>		<b>74.57</b>	<b>23.54</b>	<b>1.89</b>	<b>6.09</b>

Dynamic Bond Fund

Scheme Name	Date of Inception	^ Expense Ratio %	As on 30th Sep 2022		% Change over a quarter		% Exposure in Holdings*			
			Corpus in crs	NAV (Rs)	Corpus	NAV	Gsec/SOV	AAA and Equivalent	AA Equivalent & Below	Avg Maturity (in yrs)
Aditya Birla Sun Life Dynamic Bond Fund	Sep 04	1.18	1,781	37.46	27.13%	4.42%	26.66	41.87	31.47	2.91
Axis Dynamic Bond Fund	Apr 11	0.66	1,686	23.95	0.30%	2.09%	27.63	72.37	0.00	7.23
Baroda BNP Paribas Dynamic Bond Fund	Sep 04	1.69	121	37.36	-0.65%	2.28%	70.57	29.43	0.00	4.55
Canara Robeco Dynamic Bond Fund	May 09	1.75	121	24.50	-1.92%	1.21%	72.78	27.22	0.00	2.52
DSP Strategic Bond Fund	May 07	1.14	507	2706.81	2.01%	0.70%	18.12	81.88	0.00	4.32
HDFC Dynamic Debt Fund	Apr 97	1.73	506	73.49	7.01%	1.68%	82.39	16.81	0.80	6.09
HSBC Flexi Debt Fund	Oct 07	1.73	55	28.74	3.55%	1.13%	63.62	36.38	0.00	3.83
ICICI Prudential All Seasons Bond Fund	Mar 02	1.38	5,855	29.86	4.26%	2.89%	39.19	31.24	29.56	5.63
IDBI Dynamic Bond Fund	Feb 12	1.17	17	18.13	1.29%	1.90%	52.76	46.00	1.24	1.61
IDFC Dynamic Bond Fund	Jun 02	1.62	2,361	27.69	-5.72%	0.99%	97.18	2.82	0.00	3.53
IIFL Dynamic Bond Fund	Jun 13	0.52	534	18.10	-7.27%	1.59%	17.84	62.00	20.16	5.80
Indiabulls Dynamic Bond Fund	Dec 18	0.74	25	1235.99	4.65%	1.22%	57.68	32.46	9.86	1.30
ITI Dynamic Bond Fund	Jul 21	1.20	22	10.41	7.61%	1.15%	41.22	58.78	0.00	0.94
JM Dynamic Bond Fund	Jun 03	0.98	45	34.00	-8.38%	1.11%	23.04	76.96	0.00	1.43
Kotak Dynamic Bond Fund	May 08	1.29	2,022	30.42	-2.08%	1.89%	47.65	37.92	14.43	7.48
L&T Flexi Bond Fund	Aug 06	1.61	40	24.22	-25.76%	1.23%	47.70	52.30	0.00	1.20
Mahindra Manulife Dynamic Bond Yojana	Aug 18	1.61	76	11.76	24.12%	1.24%	89.04	10.96	0.00	4.05
Mirae Asset Dynamic Bond Fund	Mar 17	1.11	239	13.45	-0.18%	1.49%	50.11	49.89	0.00	4.25
Nippon India Dynamic Bond Fund	Nov 04	0.69	3,030	30.03	-1.31%	2.44%	96.47	3.53	0.00	7.52
PGIM India Dynamic Bond Fund	Jan 12	1.57	135	2167.00	2.81%	1.20%	29.55	70.45	0.00	5.51
Quantum Dynamic Bond Fund	May 15	0.61	84	17.25	0.35%	1.36%	67.48	32.52	0.00	4.59
SBI Dynamic Bond Fund	Jan 04	1.64	2,397	28.91	3.64%	1.74%	16.09	83.91	0.00	1.66
Union Dynamic Bond Fund	Feb 12	1.50	95	19.09	-7.74%	0.66%	58.36	41.64	0.00	3.66
UTI Dynamic Bond Fund	Jun 10	1.56	329	25.43	-9.24%	1.32%	59.82	31.34	8.84	1.99
<b>Average</b>		<b>1.28</b>			<b>0.77%</b>		<b>52.21</b>	<b>42.94</b>	<b>4.85</b>	<b>3.90</b>

Corporate Bond Fund

Scheme Name	Date of Inception	^ Expense Ratio %	As on 30th Sep 2022		% Change over a quarter		% Exposure in Holdings*			
			Corpus in crs	NAV (Rs)	Corpus	NAV	Gsec/SOV	AAA and Equivalent	AA Equivalent & Below	Avg Maturity (in yrs)
Aditya Birla Sun Life Corporate Bond Fund	Mar 97	0.46	13,504	91.22	1.33%	1.66%	29.85	67.14	3.01	2.57
Axis Corporate Debt Fund	Jul 17	0.94	3,179	13.91	-9.69%	1.46%	26.75	73.25	0.00	2.67
Baroda BNP Paribas Corp Bond Fund	Nov 08	0.64	28	22.26	-0.89%	1.36%	11.17	83.45	5.38	2.42
Canara Robeco Corporate Bond Fund	Feb 14	1.03	203	18.09	-4.40%	1.06%	24.37	75.63	0.00	1.62
DSP Corporate Bond Fund	Sep 18	0.52	2,531	13.07	5.56%	1.56%	29.46	70.54	0.00	4.21
Franklin India Corporate Debt Fund	Jun 97	0.78	767	80.98	1.24%	1.14%	19.30	77.10	3.60	1.72
HDFC Corporate Bond Fund	Jun 10	0.60	21,313	26.34	-1.62%	1.86%	30.12	69.88	0.00	4.73
HSBC Corporate Bond Fund	Sep 20	0.76	172	10.62	-12.26%	1.19%	20.24	79.76	0.00	1.60
ICICI Prudential Corporate Bond Fund	Sep 04	0.58	14,781	24.19	-2.18%	2.17%	29.16	70.84	0.00	4.63
IDFC Corporate Bond Fund	Jan 16	0.61	16,518	15.75	-0.81%	1.19%	18.02	81.98	0.00	1.53
Invesco India Corporate Bond Fund	Aug 07	0.66	2,141	2592.04	-16.56%	1.17%	21.88	78.12	0.00	1.80
Kotak Corporate Bond Fund	Sep 07	0.65	8,585	3067.87	-3.56%	1.46%	16.99	83.01	0.00	3.12
L&T Triple Ace Bond Fund	Mar 97	0.63	6,779	59.52	-6.10%	1.82%	23.15	76.85	0.00	6.00
Mirae Asset Corp Bond Fund	Mar 21	0.91	77	10.47	-5.10%	1.08%		100.00	0.00	2.22
Nippon India Corporate Bond Fund	Sep 00	0.62	1,414	48.40	-29.99%	1.57%	14.67	72.81	12.52	2.12
PGIM India Corp Bond Fund	Jan 03	0.95	55	35.59	-15.88%	0.99%	3.64	90.01	6.35	1.77
SBI Corporate Bond Fund	Feb 19	0.79	15,754	12.67	-1.05%	1.11%	13.39	86.61	0.00	1.71
Sundaram Corporate Bond Fund	Dec 04	0.54	1,039	32.97	-1.73%	1.18%	8.78	91.22	0.00	0.65
Tata Corporate Bond Fund	Dec 21	0.88	430	10.08	58.03%	1.22%	12.34	76.80	10.86	1.40
Union Corporate Bond Fund	May 18	0.70	390	12.51	-17.03%	0.93%	10.35	85.91	3.74	2.13
UTI Corporate Bond Fund	Aug 18	0.57	3,140	13.37	0.41%	1.26%	12.47	87.53	0.00	1.87
<b>Average</b>		<b>0.71</b>			<b>-2.97%</b>		<b>18.80</b>	<b>79.93</b>	<b>2.17</b>	<b>2.50</b>

Credit Risk Fund

Scheme Name	Date of Inception	^ Expense Ratio %	As on 30th Sep 2022		% Change over a quarter		% Exposure in Holdings*			
			Corpus in crs	NAV (Rs)	Corpus	NAV	AAA and Equivalent	AA and Equivalent	Below AA Including FD	Avg Maturity (in yrs)
Aditya Birla Sun Life Credit Risk Fund	Apr 15	1.55	1,205	16.88	-0.29%	4.04%	31.59	62.73	5.68	2.37
Axis Credit Risk Fund	Jul 15	1.69	653	17.42	-2.75%	1.51%	38.68	51.74	9.58	1.93
Bank of India Credit Risk Fund	Feb 15	1.56	165	10.41	-0.92%	1.15%	34.16	64.93	0.91	1.19
Baroda BNP Paribas Credit Risk Fund	Jan 15	1.60	202	18.01	0.08%	1.95%	35.77	64.07	0.16	2.08
DSP Credit Risk Fund	May 03	1.62	244	33.18	-2.33%	1.00%	32.83	67.17	0.00	1.62
HDFC Credit Risk Debt Fund	Mar 14	1.58	8,616	19.65	0.46%	1.73%	43.89	50.63	5.48	2.74
ICICI Prudential Credit Risk Fund	Dec 10	1.55	7,903	25.62	-0.27%	1.58%	32.17	51.91	15.92	2.10
IDBI Credit Risk Fund	Mar 14	1.35	30	15.41	-7.89%	1.50%	30.14	69.86	0.00	2.36
IDFC Credit Risk Fund	Mar 17	1.60	617	13.70	-11.21%	1.35%	31.00	69.00	0.00	3.42
Invesco India Credit Risk Fund	Sep 13	1.50	129	1494.82	-0.43%	0.94%	70.23	29.77	0.00	2.10
Kotak Credit Risk Fund	May 10	1.69	1,504	24.30	-4.64%	1.34%	36.07	45.93	18.00	2.88
L&T Credit Risk Fund	Oct 09	1.66	160	23.82	-2.48%	1.41%	36.47	63.53	0.00	1.45
Nippon India Credit Risk Fund	Jun 05	1.55	1,007	28.08	-1.48%	1.57%	49.11	33.20	17.69	1.95
SBI Credit Risk Fund	Jul 14	1.55	2,917	36.71	-2.35%	1.55%	42.57	47.41	10.02	2.63
UTI Credit Risk Fund	Nov 12	1.62	472	14.01	-6.44%	1.38%	38.49	54.15	7.36	2.50
<b>Average</b>		<b>1.58</b>			<b>-2.86%</b>		<b>38.88</b>	<b>55.07</b>	<b>6.05</b>	<b>2.22</b>

Banking and PSU Fund

Scheme Name	Date of Inception	^ Expense Ratio %	As on 30th Sep 2022		% Change over a quarter		% Exposure in Holdings*			
			Corpus in crs	NAV (Rs)	Corpus	NAV	Gsec/SOV	AAA and Equivalent	AA Equivalent & Below	Avg Maturity (in yrs)
Aditya Birla Sun Life Banking & PSU Debt Fund	Oct 99	0.70	8,506	299.78	-17.96%	1.31%	17.00	76.99	6.01	2.86
Axis Banking & PSU Debt Fund	Jun 12	0.63	13,314	2167.37	-7.10%	0.87%	12.48	86.36	1.16	2.13
Baroda BNP Paribas Banking and PSU Bond Fund	Dec 20	0.80	82	10.41	-14.87%	1.27%	11.02	83.62	5.36	2.40
Canara Rob Banking and PSU Debt Fund	Aug 22	0.71	441	9.99	-	-	11.02	88.98	0.00	3.20
DSP Banking & PSU Debt Fund	Sep 13	0.57	2,515	19.62	2.89%	1.12%	27.76	72.24	0.00	1.97
Edelweiss Banking and PSU Debt Fund	Sep 13	0.63	361	20.04	-8.78%	1.96%	6.83	93.17	0.00	6.60
Franklin India Banking & PSU Debt Fund	Apr 14	0.53	729	18.39	-1.04%	1.21%	23.00	75.64	1.37	2.66
HDFC Banking and PSU Debt Fund	Mar 14	0.81	5,000	18.83	-11.56%	1.40%	16.41	81.38	2.22	2.51
ICICI Prudential Banking & PSU Debt Fund	Jan 10	0.80	7,887	26.70	-20.54%	2.11%	29.69	60.70	9.61	6.26
IDFC Banking & PSU Debt Fund	Mar 13	0.62	15,167	20.25	-7.42%	1.20%	12.23	87.77	0.00	0.51



## Banking and PSU Fund

Scheme Name	Date of Inception	^ Expense Ratio %	As on 30th Sep 2022		% Change over a quarter		% Exposure in Holdings*			
			Corpus in crs	NAV (Rs)	Corpus	NAV	Gsec/SOV	AAA and Equivalent	AA Equivalent & Below	Avg Maturity (in yrs)
Invesco India Banking & PSU Debt Fund	Dec 12	0.70	176	1853.54	-24.96%	1.23%	15.18	84.82	0.00	2.60
ITI Banking & PSU Debt Fund	Oct 20	0.70	27	10.76	-19.87%	1.19%	7.28	92.72	0.00	0.57
Kotak Banking & PSU Debt Fund	Dec 98	0.79	6,540	53.42	-6.75%	1.76%	23.90	67.45	8.65	5.57
L&T Banking and PSU Debt Fund	Sep 07	0.61	4,526	19.99	2.97%	1.30%	26.84	73.16	0.00	3.27
LIC MF Banking & PSU Debt Fund	May 07	0.83	1,291	28.56	-0.81%	0.83%	17.33	82.67	0.00	1.77
Mirae Asset Banking & PSU Debt Fund	Jul 20	0.82	103	10.67	-9.14%	1.20%	7.19	92.81	0.00	1.25
Nippon India Banking & PSU Debt Fund	May 15	0.79	4,155	16.97	2.12%	1.32%	21.06	78.90	0.05	2.81
PGIM India Banking & PSU Debt Fund	Mar 13	0.42	65	20.01	-5.60%	0.97%	19.70	80.30	0.00	2.15
SBI Banking & PSU Fund	Oct 09	0.81	5,281	2557.75	-8.39%	1.05%	9.07	85.04	5.89	2.14
Sundaram Banking & PSU Debt Fund	Mar 15	0.40	459	35.13	-42.01%	1.22%	11.38	88.62	0.00	1.93
Tata Banking & PSU Debt Fund	Oct 19	0.72	288	11.79	-0.18%	1.29%	13.42	86.58	0.00	1.31
TRUSTMF Banking & PSU Debt Fund	Feb 21	0.71	415	1046.35	-14.05%	1.28%	13.57	80.31	6.12	3.09
UTI Banking & PSU Debt Fund	Jan 14	0.56	520	17.96	71.69%	1.58%	27.93	72.07	0.00	4.28
<b>Average</b>		<b>0.68</b>			<b>-6.43%</b>		<b>16.58</b>	<b>81.40</b>	<b>2.02</b>	<b>2.78</b>

## Floater Fund

Scheme Name	Date of Inception	^ Expense Ratio %	As on 30th Sep 2022		% Change over a quarter		% Exposure in Holdings*			
			Corpus in crs	NAV (Rs)	Corpus	NAV	AAA and Equivalent	AA and Equivalent	Below AA Including FD	Avg Maturity (in yrs)
Aditya Birla Sun Life Floating Rate Fund	Jun 05	0.45	13,618	283.33	1.90%	1.48%	98.89	0.00	1.11	1.34
Axis Floater Fund	Jul 21	0.52	696	1040.82	-18.59%	1.32%	99.99	0.00	0.01	3.94
DSP Floater Fund	Mar 21	0.52	1,283	10.57	-22.42%	1.13%	100.00	0.00	0.00	2.12
Franklin India Floating Rate Fund	Apr 01	0.98	303	33.06	-6.08%	1.57%	96.67	3.33	0.00	3.30
HDFC Floating Rate Debt Fund	Jan 05	0.48	16,088	40.46	-1.90%	2.06%	88.05	11.95	0.00	3.77
ICICI Prudential Floating Interest Fund	Mar 03	1.30	11,106	346.00	-10.42%	3.04%	91.50	8.50	0.00	9.23
IDFC Floating Rate Fund	Feb 21	0.83	556	10.54	-26.78%	1.15%	100.00	0.00	0.00	1.15
Kotak Floating Rate Fund	May 09	0.62	5,656	1228.10	-6.04%	1.75%	92.75	7.25	0.00	4.09
Nippon India Floating Rate Fund	Sep 05	0.60	9,074	36.65	-30.72%	1.16%	99.75	0.00	0.25	1.55
SBI Floating Rate Debt Fund	Oct 20	0.46	2,215	10.79	-2.24%	1.22%	98.41	1.59	0.00	1.25
Tata Floating Rate Fund	Jul 21	0.73	354	10.48	-23.30%	1.62%	87.19	12.81	0.00	1.72
UTI Floater Fund	Oct 18	0.85	1,957	1241.05	-13.26%	1.22%	100.00	0.00	0.00	0.68
<b>Average</b>		<b>0.70</b>			<b>-13.32%</b>		<b>96.10</b>	<b>3.79</b>	<b>0.11</b>	<b>2.85</b>

## Gilt Fund

Scheme Name	Date of Inception	^ Expense Ratio %	As on 30th Sep 2022		% Change over a quarter		Avg Maturity (in yrs)
			Corpus in crs	NAV (Rs)	Corpus	NAV	
Aditya Birla SL Government Securities Fund	Sep 99	0.94	1,273	65.92	7.44%	1.32%	3.38
Axis Gilt Fund	Jan 12	1.00	126	20.63	4.26%	1.86%	5.72
Baroda BNP Paribas Gilt Fund	Mar 02	1.86	26	34.10	1.24%	1.64%	3.58
Canara Robeco Gilt Fund	Dec 99	1.25	86	61.77	1.77%	1.20%	3.10
DSP Government Securities Fund	Sep 99	1.06	399	77.04	-2.23%	1.64%	6.05
Edelweiss Government Securities Fund	Feb 14	1.34	115	19.98	7.90%	1.65%	6.40
Franklin India Government Securities Fund	Jun 99	1.02	153	49.02	-1.05%	1.22%	4.89
HDFC Gilt Fund	Jul 01	0.90	1,670	44.88	0.27%	1.53%	5.21
ICICI Prudential Gilt Fund	Aug 99	1.14	2,444	82.78	4.72%	3.40%	9.18
IDBI Gilt Fund	Dec 12	1.17	8	17.64	-21.32%	2.45%	0.93
IDFC Gov Sec. Fund-Inv Plan	Mar 04	1.24	1,388	28.41	1.61%	1.08%	3.53
Invesco India Gilt Fund	Feb 08	1.25	21	2297.10	5.06%	0.86%	1.90
Kotak Gilt Fund	Dec 98	1.47	1,704	79.16	1.87%	2.69%	8.12
L&T Gilt Fund	Mar 00	1.70	244	55.15	3.26%	1.49%	0.99
LIC MF Gilt Fund	Nov 99	1.48	48	49.33	-12.26%	0.63%	3.28
Nippon India Gilt Securities Fund	Aug 08	1.56	1,119	31.11	-4.68%	2.15%	6.67
PGIM India Gilt Fund	Oct 08	1.39	140	24.75	-5.47%	1.02%	5.71
SBI Magnum Gilt Fund	Dec 00	0.94	3,772	53.12	5.78%	1.78%	2.06
Tata Gilt Securities Fund	Sep 99	1.71	249	63.93	4.25%	2.08%	2.48
Union Gilt Fund	Aug 22	1.14	157	9.98	#N/A	#N/A	3.38
UTI Gilt Fund	Jan 02	0.93	519	51.16	0.55%	1.86%	2.39
<b>Average</b>		<b>1.26</b>			<b>#N/A</b>		<b>4.24</b>

## Gilt Fund with 10 yr constant duration

Scheme Name	Date of Inception	^ Expense Ratio %	As on 30th Sep 2022		% Change over a quarter		Avg Maturity (in yrs)
			Corpus in crs	NAV (Rs)	Corpus	NAV	
DSP 10Y G-Sec Fund	Sep 99	0.52	54	17.35	-5.50%	1.70%	9.04
ICICI Prudential Constant Maturity Gilt Fund	Nov 03	0.39	336	19.52	-33.76%	1.91%	9.44
IDFC Government Securities Fund - Constant Maturity Plan	Sep 14	0.62	210	36.15	-9.83%	1.92%	9.72
SBI Magnum Constant Maturity Fund	Apr 01	0.64	816	50.74	-28.54%	2.03%	9.55
UTI Gilt Fund with 10 year Constant Duration	Aug 22	0.00	91	10.06	-	-	9.16
<b>Average</b>		<b>0.54</b>			<b>-19.41%</b>		<b>9.44</b>

**DEFINITION OF LARGE CAP, MID CAP AND SMALL CAP:**

- **Large Cap:** 1st -100th company in terms of full market capitalization
- **Mid Cap:** 101st -250th company in terms of full market capitalization
- **Small Cap:** 251st company onwards in terms of full market capitalization

**SCHEME CLASSIFICATION:****Equity Schemes:**

**Flexi Cap Fund:** An open ended equity scheme investing across large cap, mid cap, small cap stocks, Minimum investment in equity & equity related instruments 65% of total assets

**Multi Cap Funds:** Minimum investment in equity & equity related instruments 75% of total assets, with a minimum 25% allocation to large, mid and small cap stocks

**Large Cap Fund:** An open ended equity scheme predominantly investing in large cap stocks, Minimum investment in equity & equity related instruments of large cap companies 80% of total assets

**Large & Mid Cap Fund:** An open ended equity scheme investing in both large cap and mid cap stocks, Minimum investment in equity & equity related instruments of large cap companies 35% of total assets & mid cap companies 35% of total assets

**Mid Cap Fund:** An open ended equity scheme predominantly investing in mid cap stocks, Minimum investment in equity & equity related instruments of mid cap companies 65% of total assets

**Small cap Fund:** An open ended equity scheme predominantly investing in small cap stocks, Minimum investment in equity & equity related instruments of small cap companies 65% of total assets

**Dividend Yield Fund:** An open ended equity scheme predominantly investing in dividend yielding stocks, Minimum investment in equity 65% of total assets

**Value Fund:** An open ended equity scheme following a value investment strategy, Minimum investment in equity & equity related instruments 65% of total assets

**Contra Fund:** An open ended equity scheme following contrarian investment strategy, Minimum investment in equity & equity related instruments 65% of total assets

**Focused Fund:** An open ended equity scheme investing in maximum 30 stocks (where the scheme intends to focus, multi cap, large cap, mid cap, small cap), Minimum investment in equity & equity related instruments 65% of total assets

**Sectoral/ Thematic:** An open ended equity scheme investing in Sector / Theme, Minimum investment in equity & equity related instruments of a particular sector / particular theme 80% of total assets

**ELSS:** An open ended equity linked saving scheme with a statutory lock in of 3 years and tax benefit, Minimum investment in equity & equity related instruments 80% of total assets

**Debt Schemes:**

**Overnight Fund:** Investment in overnight securities having maturity of 1 day

**Liquid Fund:** Investment in Debt and money market securities with maturity of upto 91 days only

**Ultra Short Duration Fund :** Investment in Debt & Money Market instruments such that the Macaulay duration of the portfolio is between 3 - 6 months

**Low Duration Fund:** Investment in Debt & Money Market instruments such that the Macaulay duration of the portfolio is between 6 - 12 months

**Money Market Fund:** Investment in Money Market instruments having maturity upto 1 year

**Short Duration FundL:** Investment in Debt & Money Market instruments such that the Macaulay duration of the portfolio is between 1 - 3 years

**Medium Duration Fund:** Investment in Debt & Money Market instruments such that the Macaulay duration of the portfolio is between 3 - 4 years. Portfolio Macaulay duration under anticipated adverse situation is 1 year to 4 years.

**Medium to Long Duration Fund:** Investment in Debt & Money Market instruments such that the Macaulay duration of the portfolio is between 4 - 7 years. Portfolio Macaulay duration under anticipated adverse situation is 1 year to 7 years.

**Long Duration Fund:** Investment in Debt & Money Market Instruments such that the Macaulay duration of the portfolio is greater than 7 years

**Dynamic Bond Fund:** Investment across duration

**Corporate Bond Fund:** Minimum investment in corporate bonds 80% of total assets (only in AA+ and above rated corporate bonds)

**Credit Risk Fund:** Minimum investment in corporate bonds 65% of total assets [only in AA (excluding AA+) and below rated corporate bonds]

**Banking and PSU Fund:** Minimum investment in Debt instruments of banks, Public Sector Undertakings, Public Financial Institutions and Municipal Bonds - 80% of total assets

**Gilt Fund:** Minimum investment in Gsecs 80% of total assets (across maturity)

**Gilt Fund with 10 year constant duration :** Minimum investment in Gsecs 80% of total assets such that the Macaulay duration of the portfolio is equal to 10 years

**Floater Fund:** Minimum investment in floating rate instruments (including fixed rate instruments converted to floating rate exposures using swaps/ derivatives) - 65% of total assets

*Macaulay Duration : It is the weighted average term to maturity of the cash flows from an instrument. The weight of each cash flow is determined by dividing the present value of the cash flow by the price. Macaulay duration is a measure of interest rate sensitivity of a Fixed income instrument. Higher the Macaulay duration, higher would be the interest rate risk.*

**Hybrid Schemes:**

**Conservative Hybrid Fund:** An open ended hybrid scheme investing predominantly in debt instruments, Investment in equity & equity related instruments between 10% and 25% of total assets; Debt instruments between 75% and 90% of total assets

**Aggressive Hybrid Fund:** An open ended hybrid scheme investing predominantly in equity and equity related instruments, Equity & Equity related instruments between 65% and 80% of total assets; Debt instruments between 20% 35% of total assets

**Dynamic Asset Allocation or Balanced Advantage:** An open ended dynamic asset allocation fund, Investment in equity / debt that is managed dynamically

**Multi Asset Allocation:** An open ended scheme investing in three different asset classes with a minimum allocation of at least 10% each in all three asset classes

**Arbitrage Fund:** An open ended scheme investing in arbitrage opportunities. Minimum investment in equity & equity related instruments 65% of total assets

**Equity Savings:** An open ended scheme investing in equity,

arbitrage and debt, Minimum investment in equity & equity related instruments 65% of total assets and debt 10% of total assets

### Solution Oriented Schemes :

**Retirement Fund:** An open ended retirement solution oriented scheme having a lock-in of 5 years or till retirement age (whichever is earlier)

**Children's Fund:** An open ended fund for investment for children having a lock-in for at least 5 years or till the child attains age of majority (whichever is earlier)

### Other Schemes:

**Index Funds/ ETFs:** Minimum investment in securities of a particular index (which is being replicated / tracked) 95% of total assets

**FoFs (Overseas/ Domestic):** An open ended fund of fund scheme. Minimum investment in the underlying fund 95% of total assets

## How To Read Fund Performance Scorecard

**Rank:** Higher the return, Higher the rank, i.e. scheme with the highest return will have the first rank. If a scheme has higher ranks (Rank 1 or 2) in all the given periods, then that scheme is considered to be a good performing as well as consistent scheme.

**Quartile:** Performance for the period is differentiated in four quartiles. First quartile represents best performing schemes (top 25% schemes), while last or fourth quartile represents relatively worst performing schemes for the period. **If a scheme remains in first or second quartile for all the given periods, then the performance of the scheme is considered as consistent & above average.** For further filtration, risk ratio should be considered.

**Standard Deviation:** Standard Deviation is absolute measure of volatility. It suggests the deviation of returns from its mean.

**Beta:** It is the measure of the volatility of a security or a portfolio as compared to the market as a whole. Beta signifies the risk or volatility relative to the Benchmark Indices. By definition, benchmark index holds Beta of 1. For example - If a fund's Beta is 1.2, it simply means that the fund is 1.2 times more volatile than the benchmark index.

**Sharpe Ratio:** The Sharpe ratio, also known as Reward to Risk Ratio, measures the risk-adjusted performance. It indicates the excess return per unit of risk associated with the excess return.

To calculate Sharpe ratio, risk free rate is subtracted from portfolio returns and dividing the result by the standard deviation of the portfolio returns. **The higher the Sharpe Ratio, the better the performance.** A negative Sharpe indicates that a rational investor would choose risk-less asset over the risky investment under analysis.

**Treynor Ratio:** The Treynor ratio, also known as the Reward to Volatility ratio, measures returns earned in excess of that which could have been earned on a risk-less investment per each unit of market risk. To calculate Treynor ratio, risk free rate is subtracted from portfolio returns and dividing the result by the Beta of the portfolio returns. Treynor ratio is a risk-adjusted measure of return based on systematic risk. It is similar to the Sharpe ratio, but the Treynor ratio uses beta as the measurement of volatility whereas Sharpe ratio uses Standard Deviation. **The higher Treynor Ratio score means better the fund.**

**Alpha:** The excess return of the fund relative to the return of the benchmark index is a fund's alpha. Alpha is the actual return in excess to what was predicted using the CAPM model. Alpha is often considered to represent the value that a portfolio manager adds to or subtracts from a fund's return. **The higher Alpha score means better the fund.**

**Diversification** - A risk management technique that mixes a wide variety of investments within a portfolio. The rationale behind this technique contends that a portfolio of different kinds of investments will, on average, yield higher returns and pose a lower risk than any individual investment found within the portfolio. Diversification strives to smooth out unsystematic risk events in a portfolio so that the positive performance of some investments will neutralize the negative performance of others. Therefore, the benefits of diversification will hold only if the securities in the portfolio are not perfectly correlated (ideally perfectly negatively correlated).

**Risk Adjusted Returns** - We should know that how much risk is involved in producing an investment's return. The return generated in excess of risk is known as Risk Adjusted Return and is generally expressed as a number or rating. Risk-adjusted returns are applied to individual securities and investment funds and portfolios. There are five principal risk measures: Alpha, Beta, R-squared, Standard Deviation and the Sharpe ratio. Each risk measure is unique in how it measures risk.

Large Cap Fund

Scheme Name	CAGR Returns %				Quartile			
	1 Yr	3 Yr	5 Yr	10 Yr	1 Yr	3 Yr	5 Yr	10 Yr
Aditya Birla Sun Life Frontline Equity Fund - Gr	-1.77	15.11	10.08	13.84	2	2	3	2
Axis Bluechip Fund - Gr	-7.66	11.61	12.76	14.19	4	4	1	1
Bank of India Bluechip Fund - Gr	-6.28	N.A.	N.A.	N.A.	4	-	-	-
Baroda BNP Paribas Large Cap Fund - Gr	-1.74	13.54	11.43	14.08	1	3	2	1
Canara Robeco Bluechip Equity Fund - Gr	-3.65	16.42	13.49	13.41	3	1	1	2
DSP Top 100 Equity Fund Gr	-4.90	10.48	8.12	10.54	4	4	4	4
Edelweiss Large Cap Fund - Gr	-2.64	14.12	11.77	13.34	2	2	2	2
Franklin India Bluechip Fund Gr	-5.48	14.84	9.31	11.65	4	2	4	4
HDFC Top 100 Fund - Gr	1.32	13.68	10.59	12.59	1	3	3	3
HSBC Large Cap Equity Fund - Gr	-3.06	13.18	10.13	11.67	3	4	3	4
ICICI Prudential Bluechip Fund - Gr	0.97	15.67	11.81	14.04	1	1	1	1
IDBI India Top 100 Equity Fund - Gr	-2.02	16.31	10.72	13.04	2	1	2	2
IDFC Large Cap Fund - Regular Gr	-2.01	14.48	10.47	11.38	2	2	3	4
Indiabulls Blue Chip Fund - Gr	-2.51	10.17	8.63	10.70	2	4	4	4
Invesco India Largecap Fund - Gr	-3.91	14.56	10.96	13.07	3	2	2	2
ITI Large Cap Fund - Gr	-8.57	N.A.	N.A.	N.A.	4	-	-	-
JM Large Cap Fund - Gr	-0.39	13.61	9.63	10.95	1	3	4	4
Kotak Bluechip Fund - Gr	-3.32	15.85	11.93	13.35	3	1	1	2
L&T India Large Cap Fund - Gr	-2.05	13.31	10.58	12.38	2	3	3	3
LIC MF Large Cap Fund - Gr	-4.78	12.36	10.33	11.79	4	4	3	3
Mahindra Manulife Large Cap Pragati Yojana - Gr	-2.02	13.88	N.A.	N.A.	2	3	-	-
Mirae Asset Large Cap Fund - Gr	-2.93	14.80	11.74	15.86	3	2	2	1
Nippon India Large Cap Fund - Gr	4.75	16.09	11.91	14.38	1	1	1	1
PGIM India Large Cap Fund - Gr	-7.14	11.50	9.02	12.01	4	4	4	3
SBI Blue Chip Fund - Gr	-1.51	14.95	11.10	14.65	1	2	2	1
Sundaram Large Cap Fund - Gr	-2.45	N.A.	N.A.	N.A.	2	-	-	-
Tata Large Cap Fund - Gr	-2.74	13.72	10.35	11.99	3	3	3	3
Taurus Largecap Equity Fund - Gr	3.39	12.93	8.52	9.86	1	4	4	4
Union Largecap Fund - Gr	-4.38	13.91	9.46	N.A.	4	3	4	-
UTI Master Share - Gr	-2.86	16.01	12.25	12.99	3	1	1	3
<b>Average of Large Cap Funds</b>	<b>-2.74</b>	<b>13.97</b>	<b>10.66</b>	<b>12.71</b>				
<b>NIFTY 50 TRI</b>	<b>-1.64</b>	<b>15.59</b>	<b>13.2</b>	<b>12.99</b>				
<b>S&amp;P BSE 100 TRI</b>	<b>-0.3</b>	<b>16.42</b>	<b>13.01</b>	<b>13.45</b>				
<b>Universe</b>	<b>30</b>	<b>27</b>	<b>26</b>	<b>25</b>				

Large & Mid Cap Fund

Scheme Name	CAGR Returns %				Quartile			
	1 Yr	3 Yr	5 Yr	10 Yr	1 Yr	3 Yr	5 Yr	10 Yr
Aditya Birla Sun Life Equity Advantage Fund - Gr	-11.51	14.99	7.39	14.79	4	4	4	2
Axis Growth Opportunities Fund - Gr	-3.87	21.06	N.A.	N.A.	4	1	-	-
Bank of India Large & Mid Cap Equity Fund - Reg Gr	-0.22	17.36	10.06	11.94	3	3	4	4
Baroda BNP Paribas Large & Mid Cap Fund - Gr	-2.79	N.A.	N.A.	N.A.	4	-	-	-
Canara Robeco Emerging Equities Fund - Gr	-0.89	20.98	13.04	20.41	3	1	2	1
DSP Equity Opportunities Fund - Gr	-3.00	16.50	11.33	15.54	4	3	3	2
Edelweiss Large & Mid Cap Fund - Regular Gr	1.25	18.84	13.68	14.51	2	2	1	3
Franklin India Equity Advantage Fund - Gr	-2.01	15.77	9.86	13.76	4	4	4	3
HDFC Large and Mid Cap Fund - Gr	3.92	20.54	13.37	12.11	1	2	1	4
HSBC Large and Mid Cap Equity Fund - Gr	-4.30	15.63	N.A.	N.A.	4	4	-	-
ICICI Prudential Large & Mid Cap Fund - Gr	4.46	20.61	12.75	14.38	1	2	2	3
IDFC Core Equity Fund - Regular Plan - Gr	2.52	17.08	10.63	12.98	2	3	3	4
Invesco India Growth Opportunities Fund - Gr	-1.85	14.13	11.46	14.81	3	4	3	2
Kotak Equity Opportunities Fund - Gr	3.13	18.86	12.67	15.50	1	2	2	2
L&T Large and Midcap Fund - Gr	2.05	15.58	9.05	13.53	2	4	4	4
LIC MF Large & Mid Cap Fund - Gr	2.17	17.05	12.44	N.A.	2	3	3	-
Mahindra Manulife Top 250 Nivesh Yojana - Gr	1.28	N.A.	N.A.	N.A.	2	-	-	-
Mirae Asset Emerging Bluechip Fund - Gr	-3.91	20.67	14.76	21.98	4	1	1	1
Motilal Oswal Large and Mid-Cap Fund - Gr	-1.95	N.A.	N.A.	N.A.	3	-	-	-
Navi Large & Midcap Fund - Gr	1.88	16.56	11.18	N.A.	2	3	3	-
Nippon India Vision Fund Gr	-0.88	17.08	8.40	11.94	3	3	4	4
Quant Large and Mid Cap Fund - Gr	10.00	24.35	13.70	17.98	1	1	1	1
SBI Large & Midcap Fund - Gr	9.21	21.07	14.39	16.57	1	1	1	1
Sundaram Large & Midcap Fund - Gr	-0.35	15.57	12.72	14.28	3	4	2	3
Tata Large & Mid Cap Fund - Gr	4.98	18.25	13.35	15.09	1	2	2	2
Union Large & Midcap Fund - Gr	0.60	N.A.	N.A.	N.A.	2	-	-	-
UTI Core Equity Fund - Gr	-1.06	18.61	10.44	12.44	3	2	4	4
<b>Average of Large &amp; Mid Cap Funds</b>	<b>0.33</b>	<b>18.14</b>	<b>11.75</b>	<b>14.98</b>				
<b>NIFTY 100 TRI</b>	<b>-0.95</b>	<b>15.85</b>	<b>12.81</b>	<b>13.49</b>				
<b>S&amp;P BSE 200 TRI</b>	<b>0.18</b>	<b>17.7</b>	<b>13.37</b>	<b>14.06</b>				
<b>Universe</b>	<b>27</b>	<b>23</b>	<b>21</b>	<b>19</b>				

## Multi Cap Fund

Scheme Name	CAGR Returns %				Quartile			
	1 Yr	3 Yr	5 Yr	10 Yr	1 Yr	3 Yr	5 Yr	10 Yr
Aditya Birla Sun Life Multi-Cap Fund - Gr	-1.47	N.A.	N.A.	N.A.	3	-	-	-
Baroda BNP Paribas Multi Cap Fund - Gr Plan	-1.75	19.98	11.69	13.22	4	3	4	4
ICICI Prudential Multicap Fund - Gr	1.89	16.72	11.90	14.67	2	4	3	3
Invesco India Multicap Fund - Gr	-2.49	18.58	10.99	17.24	4	4	4	2
ITI Multi Cap Fund - Gr	-7.54	8.55	N.A.	N.A.	4	4	-	-
Kotak Multicap Fund - Gr	1.83	N.A.	N.A.	N.A.	2	-	-	-
Mahindra Manulife Multi Cap Badhat Yojana - Gr	0.77	23.19	14.58	N.A.	3	2	2	-
Nippon India Multi Cap Fund - Gr	12.07	20.33	13.72	14.67	1	3	2	3
Quant Active Fund - G	7.76	35.02	22.14	20.56	1	1	1	1
Sundaram Multi Cap Fund - Gr	2.83	20.50	12.22	16.27	2	2	3	2
<b>Average of Multi Cap Funds</b>	<b>1.39</b>	<b>20.36</b>	<b>13.89</b>	<b>16.11</b>				
<b>NIFTY 500 TRI</b>	<b>-0.22</b>	<b>17.97</b>	<b>12.81</b>	<b>13.96</b>				
<b>Universe</b>	<b>10</b>	<b>8</b>	<b>7</b>	<b>6</b>				

## Flexi Cap Fund

Scheme Name	CAGR Returns %				Quartile			
	1 Yr	3 Yr	5 Yr	10 Yr	1 Yr	3 Yr	5 Yr	10 Yr
Aditya Birla Sun Life Flexi Cap Fund - Gr	-5.85	15.37	9.87	15.53	4	2	3	1
Axis Flexi Cap Fund - Gr	-6.70	13.11	N.A.	N.A.	4	4	-	-
Bank of India Flexi Cap Fund - Gr	0.21	N.A.	N.A.	N.A.	2	-	-	-
Canara Robeco Flexi Cap Fund - Gr	-3.57	17.52	13.58	13.76	3	2	1	3
DSP Flexi Cap Fund - Reg. Plan - Gr	-6.49	15.28	12.27	14.23	4	3	2	3
Edelweiss Flexi Cap Fund - Gr	-0.74	16.05	12.07	N.A.	2	2	2	-
Franklin India Flexi Cap Fund - Gr	1.53	19.38	11.97	15.14	1	1	3	2
HDFC Flexi Cap Fund - Gr	8.57	18.38	13.04	14.45	1	2	2	2
HSBC Flexi Cap Fund - Gr	-4.15	14.96	8.55	13.01	4	3	4	3
ICICI Prudential Flexicap Fund - Gr	5.42	N.A.	N.A.	N.A.	1	-	-	-
IDBI Flexi Cap Fund - Gr	1.20	17.37	12.18	N.A.	1	2	2	-
IDFC Flexi Cap Fund - Regular Gr	1.89	13.32	8.78	14.08	1	4	4	3
JM Flexicap Fund - Gr	0.73	15.54	11.60	15.20	2	2	3	2
Kotak Flexicap Fund - Gr	-1.54	13.53	10.69	15.50	3	3	3	1
L&T Flexicap Fund - Gr	-0.91	13.79	9.20	12.52	2	3	4	4
LIC MF Flexi Cap Fund - Gr	-1.93	10.91	9.56	9.62	3	4	4	4
Mahindra Manulife Flexi Cap Yojana - Gr	-1.51	N.A.	N.A.	N.A.	3	-	-	-
Motilal Oswal Flexi Cap Fund - Gr	-5.25	8.77	5.84	N.A.	4	4	4	-
Navi Flexi Cap Fund - Gr	-0.66	13.89	N.A.	N.A.	2	3	-	-
Nippon India Flexi Cap Fund - Gr	0.02	N.A.	N.A.	N.A.	2	-	-	-
Parag Parikh Flexi Cap Fund - Reg Gr	-5.68	22.54	16.28	N.A.	4	1	1	-
PGIM India Flexi Cap Fund - Gr	-6.73	23.09	14.43	N.A.	4	1	1	-
Quant Flexi Cap Fund - Gr	5.62	36.47	18.30	17.81	1	1	1	1
SBI Flexicap Fund - Gr	-1.84	14.37	10.82	15.52	3	3	3	1
Shriram Flexi Cap Fund - Gr	-0.43	11.91	N.A.	N.A.	2	4	-	-
Tata Flexi Cap Fund - Gr	-3.28	13.09	N.A.	N.A.	3	4	-	-
Taurus Flexi Cap Fund - Gr	1.64	11.86	6.63	9.91	1	4	4	4
Union Flexi Cap Fund - Gr	-2.38	18.63	12.98	12.32	3	1	2	4
UTI Flexi Cap Fund - Gr	-9.47	18.92	14.41	14.88	4	1	1	2
<b>Average of Flexi Cap Funds</b>	<b>-1.46</b>	<b>16.32</b>	<b>11.57</b>	<b>13.97</b>				
<b>NIFTY 500 TRI</b>	<b>-0.22</b>	<b>17.97</b>	<b>12.81</b>	<b>13.96</b>				
<b>Universe</b>	<b>29</b>	<b>25</b>	<b>21</b>	<b>16</b>				

## Mid Cap Fund

Scheme Name	CAGR Returns %				Quartile			
	1 Yr	3 Yr	5 Yr	10 Yr	1 Yr	3 Yr	5 Yr	10 Yr
Aditya Birla Sun Life Midcap Fund - Gr	0.98	20.19	8.81	15.30	3	4	4	4
Axis MidCap Fund - Gr	-0.68	21.79	17.37	19.00	3	3	1	2
Baroda BNP Paribas Mid-cap Fund - Gr	1.41	23.73	11.87	18.10	3	2	3	2
DSP Midcap Fund - Reg Gr	-5.20	17.50	10.88	16.89	4	4	4	3
Edelweiss Mid Cap Fund - Regular Gr	5.10	26.30	15.31	20.12	2	1	1	1
Franklin India Prima Fund Gr	-1.90	17.65	10.72	17.72	4	4	4	3
HDFC Mid Cap Opportunities Fund - Gr	7.61	23.77	13.01	18.61	1	2	3	2
HSBC Mid Cap Fund - Gr	-6.29	N.A.	N.A.	N.A.	4	-	-	-
ICICI Prudential MidCap Fund - Gr	2.66	21.67	12.17	17.85	2	3	3	3
IDBI Midcap Fund - Gr	-3.93	18.61	8.27	N.A.	4	4	4	-
Invesco India Midcap Fund - Gr	1.41	22.70	14.48	18.66	3	3	2	2
ITI Mid Cap Fund - Reg Gr	-3.29	N.A.	N.A.	N.A.	4	-	-	-
Kotak Emerging Equity Fund - Gr	6.94	25.67	15.31	19.82	1	2	1	1
L&T Midcap Fund - Gr	-1.69	17.53	8.86	17.95	4	4	4	3
Mahindra Manulife Mid Cap Unnati Yojana - Gr	2.18	22.71	N.A.	N.A.	3	3	-	-
Mirae Asset Midcap Fund - Gr	3.50	26.42	N.A.	N.A.	2	1	-	-
Motilal Oswal Midcap 30 Fund - Gr	23.02	26.14	15.50	N.A.	1	2	1	-
Nippon India Growth Fund - Gr	4.42	25.40	15.19	16.52	2	2	2	4
PGIM India Midcap Opportunities Fund - Gr	5.49	37.48	19.09	N.A.	2	1	1	-
Quant Mid Cap Fund - Gr	15.26	35.82	20.18	15.84	1	1	1	4
SBI Magnum MidCap Fund - Gr	12.05	29.10	14.22	19.98	1	1	2	1
Sundaram Mid Cap Fund - Gr	5.17	18.75	8.94	16.22	2	4	4	4
Tata Mid Cap Growth Fund - Gr	1.81	21.21	12.99	18.04	3	3	3	2
Taurus Discovery (Midcap) Fund - Gr	-0.74	21.10	12.23	16.85	4	3	3	4
Union Midcap Fund - Gr	5.54	N.A.	N.A.	N.A.	1	-	-	-
UTI Mid Cap Fund - Gr	2.73	25.73	13.54	19.08	2	2	2	1
<b>Average of Mid Cap Funds</b>	<b>3.21</b>	<b>23.78</b>	<b>13.28</b>	<b>17.92</b>				
<b>NIFTY MIDCAP 100 TRI</b>	<b>2.1</b>	<b>25.38</b>	<b>12.22</b>	<b>15.9</b>				
<b>Universe</b>	<b>26</b>	<b>23</b>	<b>21</b>	<b>18</b>				

## Small Cap Fund

Scheme Name	CAGR Returns %				Quartile			
	1 Yr	3 Yr	5 Yr	10 Yr	1 Yr	3 Yr	5 Yr	10 Yr
Aditya Birla Sun Life Small Cap Fund - Gr	-5.12	19.68	6.30	15.47	4	4	4	4
Axis Small Cap Fund - Gr	8.28	27.74	19.80	N.A.	2	3	1	-
BOI AXA Small Cap Fund - Gr	7.41	38.82	N.A.	N.A.	2	1	-	-
Canara Robeco Small Cap Fund - Gr	11.54	37.97	N.A.	N.A.	1	1	-	-
DSP Small Cap Fund - Gr	6.61	30.26	13.54	21.03	3	2	3	2
Edelweiss Small Cap Fund - Gr	7.73	32.69	N.A.	N.A.	2	2	-	-
Franklin India Smaller Companies Fund - Gr	4.42	23.19	10.67	19.55	3	4	4	2
HDFC Small Cap Fund - Gr	3.54	24.86	14.85	17.78	3	4	3	3
HSBC Small Cap Equity Fund - Gr	-7.24	21.66	8.37	15.32	4	4	4	4
ICICI Prudential Smallcap Fund - Gr	7.67	29.70	15.65	16.82	2	3	2	3
IDBI Small Cap Fund - Gr	12.63	27.22	12.88	N.A.	1	4	3	-
IDFC Emerging Businesses Fund - Gr	-4.80	N.A.	N.A.	N.A.	4	-	-	-
Invesco India Smallcap Fund - Gr	3.63	28.33	N.A.	N.A.	3	3	-	-
ITI Small Cap Fund - Gr	-10.47	N.A.	N.A.	N.A.	4	-	-	-
Kotak Smallcap Fund - Gr	3.51	33.25	17.83	19.72	3	2	2	2
L&T Emerging Businesses Fund - Gr	9.40	27.57	13.64	N.A.	2	3	3	-
Nippon India Small Cap Fund - Gr	11.69	34.14	18.35	24.28	1	1	1	1
PGIM India Small Cap Fund - Gr	3.27	N.A.	N.A.	N.A.	4	-	-	-
Quant Small Cap Fund - Gr	3.57	50.26	21.24	14.89	3	1	1	4
SBI Small Cap Fund - Gr*	13.87	29.74	18.17	25.22	1	3	2	1
Sundaram Small Cap Fund - Gr	1.70	26.22	9.29	16.56	4	4	4	3
Tata Small Cap Fund - Gr	9.43	30.81	N.A.	N.A.	1	2	-	-
Union Small Cap Fund - Gr	9.90	32.81	15.95	N.A.	1	2	2	-
UTI Small Cap Fund - Gr	9.42	N.A.	N.A.	N.A.	2	-	-	-
<b>Average of Small Cap Funds</b>	<b>5.07</b>	<b>30.35</b>	<b>14.44</b>	<b>18.79</b>				
<b>S&amp;P BSE SMALL CAP TRI</b>	<b>2.19</b>	<b>30.45</b>	<b>13.06</b>	<b>16.18</b>				
<b>Universe</b>	<b>24</b>	<b>20</b>	<b>15</b>	<b>11</b>				

## Focused Fund

Scheme Name	CAGR Returns %				Quartile			
	1 Yr	3 Yr	5 Yr	10 Yr	1 Yr	3 Yr	5 Yr	10 Yr
Aditya Birla Sun Life Focused Equity Fund - Gr	-3.69	14.70	10.01	13.86	4	3	3	2
Axis Focused 25 Fund - Gr	-14.63	11.26	10.60	13.90	4	4	3	2
Baroda BNP Paribas Focused Fund - Gr	-1.63	13.75	N.A.	N.A.	2	3	-	-
Canara Robeco Focused Equity Fund - Gr	2.77	N.A.	N.A.	N.A.	1	-	-	-
DSP Focus Fund - Gr	-2.57	12.22	9.09	12.85	3	4	4	3
Franklin India Focused Equity Fund - Gr	4.23	19.55	13.35	17.70	1	2	1	1
HDFC Focused 30 Fund - Gr	17.86	18.35	10.72	12.84	1	2	3	4
HSBC Focused Equity Fund - Gr	-3.80	N.A.	N.A.	N.A.	4	-	-	-
ICICI Prudential Focused Equity Fund - Retail Gr	0.65	19.66	12.88	13.17	1	1	2	3
IDBI Focused 30 Equity Fund - Gr	-1.71	15.03	N.A.	N.A.	3	3	-	-
IDFC Focused Equity Fund - Regular Gr	-1.10	13.61	7.34	10.67	2	4	4	4
IIFL Focused Equity Fund - Gr	-1.62	19.76	15.47	N.A.	2	1	1	-
Invesco India Focused 20 Equity Fund - Gr	-4.62	N.A.	N.A.	N.A.	4	-	-	-
JM Core 11 Fund - Reg Gr	-1.50	8.00	6.30	12.51	2	4	4	4
Kotak Focused Equity Fund - Gr	-0.56	15.87	N.A.	N.A.	2	3	-	-
L&T Focused Equity Fund - Gr	-4.63	12.51	N.A.	N.A.	4	4	-	-
Mahindra Manulife Focused Equity Yojana - Gr	0.39	N.A.	N.A.	N.A.	2	-	-	-
Mirae Asset Focused Fund - Gr	-6.65	18.11	N.A.	N.A.	4	2	-	-
Motilal Oswal Focused 25 Fund - Gr	-3.91	12.46	9.85	N.A.	4	4	4	-
Nippon India Focused Equity Fund - Gr	2.62	20.93	12.42	17.16	1	1	3	1
Quant Focused fund - Gr	6.15	21.42	13.21	17.65	1	1	2	1
SBI Focused Equity Fund - Regular Plan - Gr	-3.00	16.67	14.15	15.90	3	3	1	2
Sundaram Focused Fund - Gr	-2.04	18.25	13.16	13.85	3	2	2	3
Tata Focused Equity Fund - Gr	-2.39	N.A.	N.A.	N.A.	3	-	-	-
Union Focused Fund - Gr	-1.78	18.76	N.A.	N.A.	3	2	-	-
UTI Focused Equity Fund - Gr	0.47	N.A.	N.A.	N.A.	2	-	-	-
<b>Average of Focused Funds</b>	<b>-1.09</b>	<b>16.04</b>	<b>11.33</b>	<b>14.34</b>				
<b>NIFTY 50 TRI</b>	<b>-1.64</b>	<b>15.59</b>	<b>13.2</b>	<b>12.99</b>				
<b>S&amp;P BSE SENSEX TRI</b>	<b>-1.64</b>	<b>15.41</b>	<b>14.24</b>	<b>13.32</b>				
<b>Universe</b>	<b>26</b>	<b>20</b>	<b>14</b>	<b>12</b>				

## Value Fund

Scheme Name	CAGR Returns %				Quartile			
	1 Yr	3 Yr	5 Yr	10 Yr	1 Yr	3 Yr	5 Yr	10 Yr
Aditya Birla Sun Life Pure Value Fund - Gr	-4.02	15.56	3.80	15.32	4	3	4	2
Axis Value Fund - Gr	-2.18	N.A.	N.A.	N.A.	4	-	-	-
Canara Robeco Value Fund - Gr	8.14	N.A.	N.A.	N.A.	1	-	-	-
DSP Value Fund - Gr	-4.43	N.A.	N.A.	N.A.	4	-	-	-
HDFC Capital Builder Value Fund - Gr	0.05	15.91	10.13	14.20	2	3	3	3
ICICI Prudential Value Discovery Fund Gr	5.04	22.72	13.80	17.08	1	1	1	1
IDBI Long Term Value Fund - Gr	-2.15	15.03	N.A.	N.A.	3	4	-	-
IDFC Sterling Value Fund - Regular Gr	7.40	25.22	11.75	16.08	1	1	2	2
Indiabulls Value Fund - Gr	-3.12	13.61	4.94	N.A.	4	4	4	-
ITI Value Fund - Gr	-7.34	N.A.	N.A.	N.A.	4	-	-	-
JM Value Fund - Gr Option	-2.11	15.33	9.46	14.17	3	3	3	4
L&T India Value Fund - Gr	-0.13	18.31	10.19	17.49	3	3	3	1
Nippon India Value Fund - Gr	0.75	19.24	12.38	14.61	2	2	2	3
Quantum Long Term Equity Value Fund - Reg Gr	-1.04	14.04	8.37	N.A.	3	4	4	-
Tata Equity P/E Fund Gr	1.87	14.49	8.66	15.31	2	4	4	2
Templeton India Value Fund - Gr	7.89	22.71	10.73	13.99	1	1	2	4
Union Value Discovery Fund - Gr	1.26	18.66	N.A.	N.A.	2	2	-	-
UTI Value Opportunities Fund - Gr	0.03	18.63	12.84	12.57	2	2	1	4
<b>Average of Value Funds</b>	<b>0.33</b>	<b>17.82</b>	<b>9.75</b>	<b>15.08</b>				
<b>NIFTY 500 TRI</b>	<b>-0.22</b>	<b>17.97</b>	<b>12.81</b>	<b>13.96</b>				
<b>Universe</b>	<b>18</b>	<b>14</b>	<b>12</b>	<b>10</b>				

## Contra Fund

Scheme Name	CAGR Returns %				Quartile			
	1 Yr	3 Yr	5 Yr	10 Yr	1 Yr	3 Yr	5 Yr	10 Yr
Invesco India Contra Fund - Gr	1.17	18.35	13.55	16.90	3	2	3	1
Kotak India EQ Contra Fund - Gr	-0.20	16.47	13.18	13.95	2	3	2	3
SBI Contra Fund - Regular Gr	11.30	28.66	14.95	14.76	1	1	1	2
<b>Average of Contra Funds</b>	<b>4.09</b>	<b>21.16</b>	<b>13.89</b>	<b>15.20</b>				
<b>NIFTY 500 TRI</b>	<b>-0.22</b>	<b>17.97</b>	<b>12.81</b>	<b>13.96</b>				
<b>Universe</b>	<b>3</b>	<b>3</b>	<b>3</b>	<b>3</b>				

## Dividend Yield Fund

Scheme Name	CAGR Returns %				Quartile			
	1 Yr	3 Yr	5 Yr	10 Yr	1 Yr	3 Yr	5 Yr	10 Yr
Aditya Birla Sun Life Dividend Yield Fund - Gr	-1.21	17.29	7.69	10.81	3	4	4	4
HDFC Dividend Yield Fund - Gr	4.05	N.A.	N.A.	N.A.	1	-	-	-
ICICI Prudential Dividend Yield Equity Fund - Gr	5.16	20.45	10.20	N.A.	1	2	4	-
IDBI Dividend Yield Fund - Gr	0.06	17.62	N.A.	N.A.	2	3	-	-
Sundaram Dividend Yield Fund - Gr	-2.41	17.30	11.72	13.25	3	3	2	2
Tata Dividend Yield Fund - Gr	-2.48	N.A.	N.A.	N.A.	4	-	-	-
Templeton India Equity Income Fund - Gr	2.34	21.45	12.69	14.51	2	1	1	1
UTI Dividend Yield Fund - Gr	-7.90	15.42	11.40	11.56	4	4	3	3
<b>Average of Dividend Yield Funds</b>	<b>-0.30</b>	<b>18.26</b>	<b>10.74</b>	<b>12.53</b>				
<b>Universe</b>	<b>8</b>	<b>6</b>	<b>5</b>	<b>4</b>				

## ELSS

Scheme Name	CAGR Returns %				Quartile			
	1 Yr	3 Yr	5 Yr	10 Yr	1 Yr	3 Yr	5 Yr	10 Yr
Aditya Birla Sun Life Tax Relief 96 Fund - Gr	-6.51	9.56	6.77	13.69	4	4	4	3
Axis Long Term Equity Fund - Gr	-12.42	12.18	11.32	16.59	4	4	2	1
Bank of India Tax Advantage Fund - Regular Gr	-2.57	23.37	14.45	15.82	3	1	1	1
Baroda BNP Paribas ELSS Fund - Gr	-4.92	12.79	9.53	13.80	4	4	3	3
Canara Robeco Equity Tax Saver Fund - Gr	-0.62	20.50	15.65	15.08	2	1	1	2
DSP Tax Saver Fund - Gr	-1.56	17.60	12.58	16.45	3	2	2	1
Edelweiss Long Term Equity Fund (Tax Savings) - Gr	-0.97	14.41	9.85	13.12	2	3	3	4
Franklin India Taxshield Gr	1.49	15.79	10.71	14.32	2	2	3	2
HDFC Tax saver - Gr	7.06	15.96	9.49	12.90	1	2	4	4
HSBC Tax Saver Equity Fund - Gr	-2.68	14.95	9.04	13.42	3	3	4	3
ICICI Prudential Long Term Equity Fund - Regular Gr	-1.51	17.32	12.66	14.85	3	2	2	2
IDBI Equity Advantage Fund - Gr	-0.47	11.61	9.12	N.A.	2	4	4	-
IDFC Tax Advantage (ELSS) Fund - Regular Gr	3.37	22.43	13.01	16.75	1	1	1	1
Indiabulls Tax Savings Fund - Gr	-2.90	10.38	N.A.	N.A.	4	4	-	-
Invesco India Tax Plan - Gr	-7.71	14.53	11.38	15.24	4	3	2	2
ITI Long Term Equity Fund - Gr	-9.10	N.A.	N.A.	N.A.	4	-	-	-
JM Tax Gain Fund - Gr Option	-3.32	15.66	12.10	15.39	4	3	2	2
Kotak Tax Saver - Gr	3.31	18.21	12.93	14.35	1	2	1	2
L&T Tax Advantage Fund - Gr	-1.50	14.15	8.26	13.21	3	3	4	4
LIC MF Tax Plan Gr	-0.66	12.79	11.26	13.26	2	4	2	3
Mahindra Manulife ELSS Kar Bachat Yojana - Gr	-0.98	17.01	9.76	N.A.	2	2	3	-
Mirae Asset Tax Saver Fund - Gr	-3.27	19.35	14.56	N.A.	4	1	1	-
Motilal Oswal Long Term Equity Fund - Gr	-3.64	13.67	9.21	N.A.	4	3	4	-
Navi ELSS Tax Saver Fund - Gr	-2.67	11.10	8.20	N.A.	3	4	4	-
Nippon India Tax Saver Fund - Gr	0.76	15.29	5.19	12.77	2	3	4	4
Parag Parikh Tax Saver Fund - Gr	3.09	22.37	N.A.	N.A.	1	1	-	-
PGIM India Long Term Equity Fund - Gr	1.91	18.05	12.20	N.A.	1	2	2	-
Quant Tax Plan Gr	12.36	38.35	22.24	20.29	1	1	1	1
Quantum Tax Saving Fund - Regular plan - Gr	-0.66	14.23	8.51	N.A.	2	3	4	-
SBI Long Term Equity Fund - Gr	1.63	17.65	10.74	13.33	1	2	3	3
Shriram Long Term Equity Fund - Gr	-2.59	12.78	N.A.	N.A.	3	4	-	-
Sundaram Tax Savings Fund - Gr	2.24	18.75	11.05	15.64	1	1	3	1
Tata India Tax Savings Fund Regular Plan - Gr	1.92	15.62	11.20	N.A.	1	3	3	-
Taurus Tax Shield - Gr	-1.72	13.12	10.13	11.94	3	4	3	4
Union Long Term Equity Fund - Gr	0.75	19.38	13.20	13.11	2	1	1	4
UTI Long Term Equity Fund (Tax Saving) - Gr	-2.18	18.44	12.32	13.35	3	2	2	3
<b>Average of ELSS</b>	<b>-1.03</b>	<b>16.55</b>	<b>11.21</b>	<b>14.53</b>				
<b>NIFTY 500 TRI</b>	<b>-0.22</b>	<b>17.97</b>	<b>12.81</b>	<b>13.96</b>				
<b>S&amp;P BSE 200 TRI</b>	<b>0.18</b>	<b>17.7</b>	<b>13.37</b>	<b>14.06</b>				
<b>Universe</b>	<b>36</b>	<b>35</b>	<b>32</b>	<b>24</b>				



## Sectoral Fund

Scheme Name		CAGR Returns %				Quartile			
		6M	1 Yr	3 Yr	5 Yr	6M	1 Yr	3 Yr	5 Yr
Banking Funds	Aditya Birla SL Banking & Financial Services Fund - Reg Gr	4.01	-2.42	10.41	7.06	4	4	2	4
	Baroda BNP Paribas Banking and Financial Services Fund - Gr	5.62	-0.51	7.80	8.17	2	2	4	3
	ICICI Prudential Banking and Financial Services Fund - Gr	4.75	-0.94	10.08	7.71	3	3	2	3
	IDBI Banking & Financial Services Fund - Gr	2.33	-3.59	7.93	N.A.	4	4	4	-
	Invesco India Financial Services Fund - Gr	2.10	-4.05	9.94	8.69	4	4	2	2
	LIC MF Banking & Financial Services Fund - Gr	10.00	4.52	8.51	5.79	1	1	3	4
	Mirae Asset Banking and Financial Services Fund - Gr	2.54	-1.85	N.A.	N.A.	4	3	-	-
	Nippon India Banking & Financial Services Fund - Gr	6.19	5.26	12.31	8.06	1	1	1	3
	SBI Banking & Financial Services Fund - Gr	5.90	-0.66	10.95	11.58	1	2	1	1
	Sundaram Financial Services Opportunities Fund - Gr	4.24	-0.02	11.44	9.97	3	1	1	2
	Tata Banking & Financial Services Fund - Gr	5.49	-2.48	9.06	8.49	2	4	3	2
	Taurus Banking & Financial Services Fund - Gr	5.03	-0.09	9.43	10.26	2	2	3	1
	UTI Banking and Financial Services Fund - Gr	4.98	-1.09	7.93	4.60	3	3	4	4
	<b>Average of Banking Funds</b>		<b>4.86</b>	<b>-0.61</b>	<b>9.65</b>	<b>8.22</b>			
Technology Funds	Aditya Birla Sun Life Digital India Fund - Gr	-19.89	-17.73	26.67	24.66	3	2	2	3
	Franklin India Technology Fund - Gr	-19.04	-21.54	19.46	17.74	2	4	4	4
	ICICI Prudential Technology Gr	-21.47	-18.79	28.99	25.74	4	4	1	1
	SBI Technology Opportunities Fund - Regular Plan - Gr	-17.27	-13.28	24.61	23.46	1	1	4	4
	Tata Digital India Fund - Gr	-21.52	-18.68	26.08	25.73	4	3	3	2
<b>Average of Technology Funds</b>		<b>-19.84</b>	<b>-18.00</b>	<b>25.16</b>	<b>23.47</b>				
Pharma Funds	Aditya Birla Sun Life Pharma & Healthcare Fund - Gr	-5.32	-12.30	19.61	N.A.	4	4	4	-
	DSP Healthcare Fund - Gr	-3.86	-9.78	28.56	N.A.	3	3	1	-
	ICICI Pru Pharma Healthcare & Diagnostics (PH.D) Fund - Gr	-2.74	-9.92	26.72	N.A.	2	3	2	-
	IDBI Healthcare Fund - Gr	-4.06	-12.25	20.48	N.A.	4	4	4	-
	Mirae Asset Healthcare Fund - Gr	-2.17	-7.63	29.48	N.A.	1	2	1	-
	Nippon India Pharma Fund - Gr	-2.75	-8.27	26.23	16.98	2	2	2	1
	SBI Healthcare Opportunities Fund - Regular Plan - Gr	-1.72	-6.75	26.16	12.39	1	1	3	4
	Tata India Pharma & Healthcare Fund - Gr	-3.06	-6.67	23.61	15.29	3	1	4	2
UTI Healthcare Fund - Gr	-4.40	-11.95	24.39	12.79	4	4	3	3	
<b>Average of Pharma Funds</b>		<b>-3.34</b>	<b>-9.50</b>	<b>25.03</b>	<b>14.36</b>				
FMCG/ Consumption Funds	Baroda BNP Paribas India Consumption Fund - Gr	9.10	5.94	19.28	N.A.	4	4	2	-
	ICICI Prudential Bharat Consumption Fund - Gr	11.92	11.30	16.24	N.A.	2	2	3	-
	ICICI Prudential FMCG Fund-Gr	14.90	13.37	14.56	13.35	1	2	4	3
	Mahindra Manulife Rural Bharat and Consumption Yojana - Gr	10.10	10.10	14.84	N.A.	3	3	4	-
	Mirae Asset Great Consumer Fund - Gr	11.89	8.61	18.84	15.06	2	3	2	2
	Nippon India Consumption Fund - Gr	15.66	15.57	25.10	16.60	1	1	1	1
	SBI Consumption Opportunities Fund - Regular Plan - Gr	10.55	22.13	21.28	15.52	3	1	1	2
	Tata India Consumer Fund - Gr	9.98	6.04	17.61	12.44	4	4	3	4
UTI India Consumer Fund - Gr	9.86	5.39	16.11	11.59	4	4	4	4	
<b>Average of Consumption / FMCG Funds</b>		<b>11.55</b>	<b>10.94</b>	<b>18.21</b>	<b>14.09</b>				

## Thematic - Infrastructure Fund

Scheme Name		CAGR Returns %				Quartile			
		1 Yr	3 Yr	5 Yr	10 Yr	1 Yr	3 Yr	5 Yr	10 Yr
Aditya Birla Sun Life Infrastructure Fund - Gr		-1.13	19.32	6.63	12.52	4	3	4	3
Canara Robeco Infrastructure - Gr		12.38	22.59	11.03	13.66	1	1	3	2
DSP T.I.G.E.R. Fund - Gr		8.03	19.30	11.25	13.56	2	3	2	2
Franklin Build India Fund - Gr		4.53	18.56	12.07	18.33	3	3	2	1
HDFC Infrastructure Fund - Gr		9.23	14.24	3.51	7.74	2	4	4	4
HSBC Infrastructure Equity Fund - Gr		4.50	20.84	3.32	8.95	3	2	4	4
ICICI Prudential Infrastructure Fund - Gr		12.27	22.64	12.83	13.11	1	1	1	2
IDFC Infrastructure Fund - Regular Gr		2.50	19.38	7.58	10.53	4	2	4	4
Invesco India Infrastructure Fund - Gr		5.05	23.74	13.71	15.65	3	1	1	1
Kotak Infrastructure and Economic Reform Fund - Gr		11.39	21.77	11.32	15.00	1	2	2	1
L&T Infrastructure Fund - Gr		5.87	17.24	8.53	14.45	3	4	4	1
LIC MF Infrastructure Fund - Gr		10.40	18.42	11.68	11.40	2	3	2	3
SBI Infrastructure Fund - Regular Plan - Gr		7.84	19.87	12.80	12.38	2	2	1	3
Sundaram Infrastructure Advantage Fund - Gr		4.42	18.28	9.26	10.92	4	4	3	4
Tata Infrastructure Fund - Gr		11.95	21.83	12.60	12.88	1	1	1	2
Taurus Infrastructure Fund - Gr		3.63	18.24	11.05	12.48	4	4	3	3
UTI Infrastructure Fund - Gr		3.28	15.81	8.67	10.76	4	4	3	4
<b>Average of Infrastructure Funds</b>		<b>6.83</b>	<b>19.53</b>	<b>9.87</b>	<b>12.61</b>				
<b>Universe</b>		<b>17</b>	<b>17</b>	<b>17</b>	<b>17</b>				

## Thematic - Other Fund

Scheme Name	CAGR Returns %				Quartile			
	1 Yr	3 Yr	5 Yr	10 Yr	1 Yr	3 Yr	5 Yr	10 Yr
Aditya Birla Sun Life India GenNext Fund - Gr	5.02	18.50	14.18	17.52	2	2	1	1
Aditya Birla Sun Life Manufacturing Equity Fund - Reg Gr	-5.41	14.79	7.45	N.A.	4	4	4	-
Aditya Birla Sun Life MNC Fund Gr	-4.33	8.29	6.56	14.34	4	4	4	3
Aditya Birla Sun Life PSU Equity Fund - Gr	7.65	N.A.	N.A.	N.A.	1	-	-	-
Canara Robeco Consumer Trends Fund - Regular Gr	8.00	20.38	15.76	17.06	1	2	1	1
DSP Natural Resources and New Energy Fund - Gr	-7.17	17.30	7.62	14.19	4	3	4	3
DSP Quant Fund - Gr	-7.87	15.50	N.A.	N.A.	4	4	-	-
Franklin India Opportunities Fund-Gr	-2.13	18.48	11.02	14.22	3	3	3	3
ICICI Prudential Commodities Fund - Gr	0.08	N.A.	N.A.	N.A.	3	-	-	-
ICICI Prudential Exports and Services Fund - Gr	2.40	19.54	11.60	18.00	2	2	2	1
ICICI Prudential India Opportunities Fund - Gr	8.97	25.00	N.A.	N.A.	1	1	-	-
ICICI Prudential Manufacturing Fund - Gr	3.06	19.85	N.A.	N.A.	2	2	-	-
ICICI Prudential MNC Fund - Gr	4.04	22.67	N.A.	N.A.	2	1	-	-
Invesco India PSU Equity Fund - Gr	3.13	16.61	8.14	10.94	2	3	4	4
Kotak Pioneer Fund - Gr	-5.60	N.A.	N.A.	N.A.	4	-	-	-
L&T Business Cycles Fund - Gr	4.79	16.31	8.63	N.A.	2	4	3	-
Nippon India Power & Infra Fund - Gr	5.77	19.95	8.82	11.05	1	2	3	4
Nippon India Quant Fund - Gr	1.68	16.37	11.11	11.31	2	3	2	4
SBI Equity Minimum Variance Fund - Gr	1.18	18.08	N.A.	N.A.	3	3	-	-
SBI Magnum COMMA Fund - Gr	-7.69	23.20	12.35	12.12	4	1	2	4
SBI Magnum Global Fund - Gr	2.95	18.09	12.98	16.62	2	3	2	2
SBI PSU Fund - Gr	8.43	12.10	2.77	5.25	1	4	4	4
Sundaram Rural & Consumption Fund - Gr	10.10	15.93	9.70	14.94	1	4	3	2
Sundaram Services Fund - Gr	1.47	22.01	N.A.	N.A.	3	1	-	-
Tata Ethical Fund - Gr	-0.72	20.58	13.57	14.62	3	1	1	2
Tata Quant Fund - Gr	-5.76	N.A.	N.A.	N.A.	4	-	-	-
Tata Resources & Energy Fund - Gr	-5.66	24.17	13.13	N.A.	4	1	2	-
Taurus Ethical Fund - Gr	-1.02	18.18	13.78	13.99	3	3	1	3
UTI MNC Fund - Gr	-0.27	12.62	9.30	14.74	3	4	3	2
UTI Transportation and Logistics Fund- Gr	19.36	19.47	5.82	17.22	1	2	4	1
<b>Average of Thematic Funds</b>	<b>1.48</b>	<b>18.23</b>	<b>10.21</b>	<b>14.01</b>				
<b>Universe</b>	<b>30</b>	<b>26</b>	<b>20</b>	<b>17</b>				

## Thematic - ESG Fund

Scheme Name	CAGR Returns				Quartile			
	6 M	1 Yr	3 Yr	5 Yr	6 M	1 Yr	3 Yr	5 Yr
Aditya Birla Sun Life ESG Fund - Gr	-2.90	-7.74	N.A.	N.A.	3	3	-	-
Axis ESG Equity Fund - Gr	-7.46	-13.57	N.A.	N.A.	4	4	-	-
ICICI Prudential ESG Fund - Gr	-1.14	-5.43	N.A.	N.A.	2	2	-	-
Invesco India ESG Equity Fund - Gr	-7.06	-8.35	N.A.	N.A.	4	4	-	-
Kotak ESG Opportunities Fund - Gr	-6.79	-7.92	N.A.	N.A.	3	3	-	-
Quantum India ESG Equity Fund - Gr	0.31	-4.11	17.01	N.A.	1	2	3	-
SBI Magnum Equity ESG Fund - Gr	-2.61	-1.86	13.84	12.31	2	1	4	4
<b>Average of ESG Funds</b>	<b>-3.95</b>	<b>-7.00</b>	<b>15.43</b>	<b>12.31</b>				
<b>Universe</b>	<b>7</b>	<b>7</b>	<b>2</b>	<b>1</b>				

## Thematic - International Fund

Scheme Name	CAGR Returns %				Quartile			
	1 Yr	2 Yr	3 Yr	5 Yr	1 Yr	2 Yr	3 Yr	5 Yr
Aditya Birla Sun Life CEF - Global Agri Plan - Gr	9.45	26.94	13.55	8.60	1	1	1	3
Aditya Birla Sun Life International Equity Fund A - Gr	-12.65	3.15	5.91	8.34	2	2	3	3
Franklin Asian Equity Fund - Gr	-25.18	-7.73	0.75	1.27	4	4	4	4
ICICI Prudential US Bluechip Equity Fund - Gr	-11.49	7.93	10.79	12.53	2	2	2	1
Nippon India Japan Equity Fund - Gr	-27.39	-5.07	-0.63	2.65	4	4	4	4
Nippon India Us Equity Opportunities Fund - Gr	-18.60	2.11	8.37	10.84	3	3	3	2
<b>Average of Thematic International Funds</b>	<b>-14.31</b>	<b>4.56</b>	<b>6.46</b>	<b>7.37</b>				
<b>Universe</b>	<b>6</b>	<b>6</b>	<b>6</b>	<b>6</b>				

## FoF - International Fund

Scheme Name	CAGR Returns %				Quartile			
	1 Yr	2 Yr	3 Yr	5 Yr	1 Yr	2 Yr	3 Yr	5 Yr
Aditya Birla Sun Life Global Emerging Opportunities Fund-Gr	-14.83	4.24	10.85	7.35	2	2	1	1
Aditya Birla Sun Life Global Excellence Equity Fund of Fund-Gr	-18.40	2.40	-3.22	1.43	3	2	4	4
DSP Global Allocation Fund - Gr	-11.02	1.24	6.54	5.86	2	3	2	2
DSP US Flexible Equity Fund - Gr	-7.05	10.27	13.35	12.05	1	1	1	1
DSP World Agriculture Fund - Gr	-21.09	-3.02	2.85	2.56	3	3	3	3
DSP World Energy Fund - Gr	-17.05	11.48	2.95	1.85	2	1	3	3
DSP World Gold Fund - Gr	-17.37	-19.96	-1.72	1.06	3	4	4	4
DSP World Mining Fund - Regular Gr	1.35	13.97	17.66	11.46	1	1	1	1
Edelweiss ASEAN Equity Off-shore - Gr	-4.02	10.78	2.49	3.73	1	1	3	3
Edelweiss Emerging Markets Opportunities Equity Offshore Fund-Gr	-27.63	-8.60	-1.31	0.74	4	4	4	4
Edelweiss Europe Dynamic Equity Offshore Fund - Gr	-17.18	4.31	4.66	2.16	2	2	2	3
Edelweiss Greater China Equity Off-shore Fund - Reg Gr	-34.02	-13.63	4.51	5.15	4	4	3	2
Edelweiss US Value Equity Off-shore Fund- Reg Gr	-1.32	16.10	11.07	9.98	1	1	1	1
Franklin India Feeder - Franklin European Growth Fund - Gr	-25.71	-3.46	-6.98	-6.46	4	3	4	4
Franklin India Feeder - Franklin U.S. Opportunities Fund - Gr	-29.02	-5.93	8.60	11.40	4	4	1	1
HSBC Asia Pacific Div Yield Fund - Gr	-16.01	0.39	2.70	3.89	2	3	3	2
HSBC Brazil Fund - Gr	-1.66	5.16	-9.26	-4.02	1	2	4	4
HSBC Global Emerging Markets Fund - Gr	-23.51	-4.51	3.18	2.13	4	4	3	3
ICICI Prudential Global Stable Equity Fund - Gr (FOF)	-5.92	9.34	6.60	6.86	1	1	2	2
Invesco India Feeder - Invesco Global Equity Income Fund-Gr	-12.86	8.41	5.09	4.18	2	2	2	2
Invesco India Feeder - Invesco Pan European Equity Fund-Reg Gr	-17.62	5.78	1.62	-0.38	3	2	4	4
Kotak Global Emerging Market Fund - Gr	-20.28	-1.82	4.73	3.23	3	3	2	3
PGIM India Emerging Markets Equity Fund - Gr	-39.69	-12.84	-5.22	-3.48	4	4	4	4
PGIM India Global Equity Opportunities Fund - Gr	-34.09	-9.90	10.02	10.06	4	4	1	1
Sundaram Global Brand Fund - Gr	-19.07	0.32	6.03	4.00	3	3	2	2
<b>Average of FoF International Funds</b>	<b>-17.40</b>	<b>0.82</b>	<b>3.91</b>	<b>3.87</b>				
<b>Universe</b>	<b>25</b>	<b>25</b>	<b>25</b>	<b>25</b>				

## Nifty Based Index Funds

Scheme Name	CAGR Returns %				Quartile			
	6 M	1 Yr	2 Yr	3 Yr	6 M	1 Yr	2 Yr	3 Yr
Aditya Birla Sun Life Nifty 50 Index - Gr	-1.55	-2.30	23.89	14.67	4	4	4	3
Axis Nifty 100 Index Fund - Gr	-0.84	-1.92	23.80	N.A.	2	2	4	-
DSP Nifty 50 Equal Weight Index Fund - Gr	1.96	0.85	31.82	18.72	2	1	1	1
DSP Nifty 50 Index Fund - Gr	-1.41	-2.10	24.20	14.81	3	3	3	3
DSP Nifty Next 50 Index Fund - Gr	3.32	0.70	25.50	15.55	1	1	1	2
Franklin India NSE Nifty 50 Index Fund - Gr	-1.49	-2.28	23.66	14.37	4	4	4	4
HDFC Index Fund - NIFTY 50 Plan	-1.43	-2.12	24.27	14.87	3	3	2	3
HDFC NIFTY50 Equal Weight Index Fund - Gr	1.81	0.63	N.A.	N.A.	2	1	-	-
ICICI Prudential Nifty 50 Index Fund - Gr	-1.41	-2.10	24.17	14.86	3	3	3	3
ICICI Prudential Nifty Next 50 Index Fund - Gr	3.18	0.37	25.14	15.25	1	2	2	2
IDBI Nifty Index Fund - Gr	-1.69	-2.54	23.21	14.07	4	4	4	4
IDBI Nifty Junior Index Fund - Gr	3.40	0.66	25.23	15.17	1	1	2	2
IDFC Nifty 50 Index Fund - Regular Gr	-1.32	-1.96	24.03	15.13	2	2	3	3
Kotak Nifty 50 Index Fund - Gr	-1.48	-2.15	N.A.	N.A.	3	3	-	-
Kotak Nifty Next 50 Index Fund - Gr	3.68	0.98	N.A.	N.A.	1	1	-	-
L&T Nifty 50 Index Fund - Gr	-1.45	-2.16	23.97	N.A.	3	3	3	-
L&T Nifty Next 50 Index Fund - Gr	2.96	0.04	25.00	N.A.	2	2	2	-
LIC MF Nifty 50 Index Fund - Gr	-1.69	-2.68	23.26	14.21	4	4	4	4
Motilal Oswal Nifty 50 Index Fund - Gr	-1.45	-2.27	23.90	N.A.	3	3	4	-

## Nifty Based Index Funds

Scheme Name	CAGR Returns %				Quartile			
	6 M	1 Yr	2 Yr	3 Yr	6 M	1 Yr	2 Yr	3 Yr
Motilal Oswal Nifty 500 Index Fund	-0.18	-1.29	25.83	16.53	2	2	1	1
Motilal Oswal Nifty Bank Index Fund	6.51	2.86	33.05	8.99	1	1	1	4
Motilal Oswal Nifty Midcap 150 Index Fund	4.68	2.45	33.30	25.25	1	1	1	1
Motilal Oswal Nifty Next 50 Index Fund - Gr	3.14	0.20	24.79	N.A.	2	2	2	-
Motilal Oswal Nifty Smallcap 250 Index Fund	-2.69	-2.31	34.42	24.63	4	4	1	1
Nippon India Index Fund - Nifty 50 Plan - Gr	-1.68	-2.74	23.38	14.08	4	4	4	4
Nippon India Nifty 50 Value 20 Index Fund - Gr	-5.26	-4.29	N.A.	N.A.	4	4	-	-
Nippon India Nifty Midcap 150 Index Fund - Gr	4.74	2.40	N.A.	N.A.	1	1	-	-
Nippon India Nifty Smallcap 250 Index Fund - Gr	-2.61	-2.38	N.A.	N.A.	4	4	-	-
SBI Nifty Index Fund - Gr	-1.47	-2.21	24.05	14.54	3	3	3	4
Sundaram NIFTY 100 Equal Weight Fund - Gr	1.42	-0.94	28.15	16.85	2	2	1	1
Tata Nifty 50 Index Fund - Regular Plan	-1.39	-2.10	23.96	14.63	3	3	3	3
Taurus Nifty Index Fund - Gr	-2.75	-2.09	24.16	15.14	2	3	3	2
UTI Nifty 50 Index Fund - Gr	-1.35	-1.97	24.49	15.14	3	2	2	2
UTI Nifty Next 50 Index Fund - Gr	3.23	0.39	25.28	15.57	1	2	2	2
UTI Nifty200 Momentum 30 Index Fund - Gr	-5.30	-2.82	N.A.	N.A.	4	4	-	-
<b>Average of Nifty Index Funds</b>	<b>0.12</b>	<b>-1.12</b>	<b>25.71</b>	<b>15.78</b>				
<b>NIFTY 50 TRI</b>	<b>-1.64</b>	<b>15.59</b>	<b>13.2</b>	<b>12.99</b>				
<b>Universe</b>	<b>35</b>	<b>35</b>	<b>28</b>	<b>23</b>				

## Sensex Based Index Funds

Scheme Name	CAGR Returns %				Quartile			
	6 M	1 Yr	2 Yr	3 Yr	6 M	1 Yr	2 Yr	3 Yr
HDFC Index S&P BSE Sensex Fund	-1.25	-2.08	23.67	14.72	2	2	1	2
ICICI Prudential S&P BSE Sensex Index Fund - Gr	-1.19	-2.06	23.56	14.97	1	1	2	1
LIC MF S&P BSE Sensex Index Fund Gr	-1.61	-2.69	22.75	14.22	4	4	4	4
Nippon India Index Fund - S&P BSE Sensex Plan - Gr	-1.35	-2.28	23.44	14.65	4	4	3	3
Tata S&P BSE Sensex Index Fund - Regular Plan	-1.33	-2.25	22.66	14.08	3	3	4	4
<b>Average of Sensex Index Funds</b>	<b>-1.35</b>	<b>-2.27</b>	<b>23.22</b>	<b>14.53</b>				
<b>S&amp;P BSE SENSEX TRI</b>	<b>-1.64</b>	<b>15.41</b>	<b>14.24</b>	<b>13.32</b>				
<b>Universe</b>	<b>5</b>	<b>5</b>	<b>5</b>	<b>5</b>				

## Aggressive Hybrid Fund

Scheme Name	CAGR Returns %				Quartile			
	1 Yr	3 Yr	5 Yr	10 Yr	1 Yr	3 Yr	5 Yr	10 Yr
Aditya Birla Sun Life Equity Hybrid 95 Fund - Gr	-3.80	11.73	7.24	12.15	4	3	4	3
Axis Equity Hybrid Fund - Gr	-4.59	11.49	N.A.	N.A.	4	3	-	-
Bank of India Mid & Small Cap Equity & Debt Fund - Gr	-0.79	24.41	11.93	N.A.	2	1	1	-
Baroda BNP Paribas Aggressive Hybrid Fund - Gr	-1.22	13.88	11.74	N.A.	3	2	1	-
Canara Robeco Equity Hybrid Fund - Gr	-1.57	14.81	11.53	13.59	3	2	2	1
DSP Equity & Bond Fund - Gr	-4.28	12.88	10.27	12.75	4	3	2	2
Edelweiss Aggressive Hybrid Fund - Regular Plan - Gr	3.80	14.93	11.19	11.66	1	2	2	3
Franklin India Equity Hybrid Fund - Gr	-0.24	13.76	9.89	12.98	2	2	2	2
HDFC Hybrid Equity Fund - Gr	3.19	14.77	9.55	11.33	1	2	3	4
HSBC Equity Hybrid Fund - Gr	-4.40	11.79	N.A.	N.A.	4	3	-	-
ICICI Prudential Equity & Debt Fund - Regular Gr	7.04	20.48	13.75	15.86	1	1	1	1
IDBI Hybrid Equity Fund - Gr	-3.26	11.13	6.02	N.A.	4	3	4	-
IDFC Hybrid Equity Fund - Regular Plan - Gr	-0.63	14.24	8.66	N.A.	2	2	3	-
Indiabulls Equity Hybrid Fund - Gr	-1.34	10.59	N.A.	N.A.	3	4	-	-
Invesco India Equity And Bond Fund - Gr	-1.68	10.04	N.A.	N.A.	3	4	-	-
JM Equity Hybrid Fund - Gr	-2.78	19.57	9.50	11.23	4	1	3	4
Kotak Equity Hybrid Fund - Gr	3.39	17.14	11.92	N.A.	1	1	1	-
L&T Hybrid Equity Fund - Gr	-2.47	11.59	7.61	12.90	3	3	4	2
LIC MF Equity Hybrid Fund - Gr	-2.83	8.46	7.98	8.82	4	4	4	4
Mahindra Manulife Hybrid Equity Nivesh Yojana - Gr	0.68	17.20	N.A.	N.A.	2	1	-	-
Mirae Asset Hybrid - Equity Fund - Gr	-1.06	13.82	10.95	N.A.	2	2	2	-
Motilal Oswal Equity Hybrid Fund - Gr	-1.92	10.93	N.A.	N.A.	3	4	-	-
Navi Equity Hybrid Fund - Gr	0.16	10.06	N.A.	N.A.	2	4	-	-
Nippon India Equity Hybrid Fund - Gr	1.90	8.34	5.01	10.56	1	4	4	4
PGIM India Hybrid Equity Fund - Gr	-8.54	9.47	7.00	9.76	4	4	4	4
Quant Absolute Fund - Gr	11.76	30.18	19.11	17.27	1	1	1	1
SBI Equity Hybrid Fund - Gr	0.21	13.42	11.61	14.62	2	3	2	1
Shriram Hybrid Equity Fund - Regular Gr	-2.75	10.03	8.11	N.A.	3	4	4	-
Sundaram Aggressive Hybrid Fund - Gr	0.42	14.77	9.78	13.38	2	2	3	2
Tata Hybrid Equity Fund - Regular Plan - Gr	2.00	13.29	9.23	12.63	1	3	3	3
Union Hybrid Equity Fund - Gr	-1.90	N.A.	N.A.	N.A.	3	-	-	-
UTI Hybrid Equity Fund - Gr	1.07	15.82	9.18	11.75	1	1	3	3
<b>Average of Aggressive Hybrid Funds</b>	<b>-0.51</b>	<b>14.03</b>	<b>9.95</b>	<b>12.54</b>				
<b>Universe</b>	<b>32</b>	<b>31</b>	<b>24</b>	<b>17</b>				

## Dynamic Asset Allocation / Balanced Advantage

Scheme Name	CAGR Returns %				Quartile			
	1 Yr	2 Yr	3 Yr	5 Yr	1 Yr	2 Yr	3 Yr	5 Yr
Aditya Birla Sun Life Balanced Advantage Fund - Gr	0.41	15.55	11.04	8.13	3	2	2	2
Axis Balanced Advantage Fund - Gr	-1.26	12.12	8.18	7.12	4	2	3	3
Bank of India Balanced Advantage Fund - Gr	9.25	10.85	8.66	4.08	1	3	3	4
Baroda BNP Paribas Balanced Advantage Fund - Gr	0.87	14.37	14.72	N.A.	2	2	1	-
DSP Dynamic Asset Allocation Fund - Gr	0.11	9.74	8.07	7.20	3	4	4	3
Edelweiss Balanced Advantage Fund - Gr	-0.11	16.35	14.36	10.88	3	1	1	1
HDFC Balanced Advantage Fund Gr	8.75	31.97	16.23	12.28	1	1	1	1
ICICI Prudential Balanced Advantage Fund - Regular Gr	6.00	16.63	12.14	10.00	1	1	2	1
IDFC Balanced Advantage Fund Regular Plan - Gr	-0.86	10.42	9.58	8.09	4	3	3	2
Invesco India Dynamic Equity Fund - Gr	-0.27	11.68	8.00	5.87	3	3	4	4
ITI Balanced Advantage Fund - Gr	-4.21	10.24	N.A.	N.A.	4	4	-	-
Kotak Balanced Advantage Fund - Gr	1.44	11.70	10.63	N.A.	2	3	3	-
L&T Balanced Advantage Fund - Gr	-0.70	7.14	7.85	7.16	4	4	4	3
Motilal Oswal Dynamic Fund - Gr	-0.42	7.57	6.54	5.90	4	4	4	4
Nippon India Balanced Advantage Fund - Gr	2.45	15.91	10.92	8.73	2	1	2	2
PGIM India Balanced Advantage Fund - Gr	1.51	N.A.	N.A.	N.A.	2	-	-	-
SBI Balanced Advantage Fund - Gr	1.99	N.A.	N.A.	N.A.	2	-	-	-
Shriram Balanced Advantage Fund - Gr	-1.07	10.32	8.65	N.A.	4	3	3	-
Sundaram Balanced Advantage Fund - Gr	3.53	9.52	8.14	6.04	1	4	4	4
Tata Balanced Advantage Fund - Gr	3.00	14.91	12.41	N.A.	1	2	1	-
Union Balanced Advantage Fund - Gr	0.40	11.92	11.28	N.A.	3	2	2	-
<b>Average of DAA Funds</b>	<b>1.47</b>	<b>13.10</b>	<b>10.41</b>	<b>7.81</b>				
<b>Universe</b>	<b>21</b>	<b>19</b>	<b>18</b>	<b>13</b>				

## Equity Savings Fund

Scheme Name	CAGR Returns %				Quartile			
	6 M	1 Yr	2 Yr	3 Yr	6 M	1 Yr	2 Yr	3 Yr
Aditya Birla Sun Life Equity Savings Fund - Gr	-0.81	-2.40	10.09	8.07	4	4	4	3
Axis Equity Saver Fund - Gr	-0.12	-1.30	11.66	8.12	4	4	2	3
Baroda Equity Savings Fund - Gr	1.20	2.15	6.27	7.08	2	2	4	4
DSP Equity Savings Fund - Gr	1.37	0.81	11.79	8.51	2	3	2	2
Edelweiss Equity Savings Fund - Regular - Gr	1.75	0.98	10.13	9.32	1	3	4	2
Franklin India Equity Savings Fund - Gr	1.99	2.07	13.15	8.28	1	2	2	3
HDFC Equity Savings Fund - Gr	1.69	3.04	15.74	10.09	2	1	1	1
ICICI Prudential Equity Savings Fund - Gr	2.09	4.71	10.78	7.44	1	1	3	4
IDBI Equity Savings Fund - Gr	0.54	1.01	10.28	7.67	3	3	3	3
IDFC Equity Savings Fund - Regular Gr	1.12	1.99	8.73	7.56	2	2	4	3
Invesco India Equity Savings Fund - Gr	-1.17	-1.88	6.48	6.09	4	4	4	4
Kotak Equity Savings Fund - Gr	1.92	5.34	11.12	9.41	1	1	2	2
L&T Equity Savings Fund - Gr	0.25	2.79	13.77	10.17	3	2	1	1
Mahindra Manulife Equity Savings Dhan Sanchay Yojana - Gr	0.12	0.56	14.51	11.10	4	4	1	1
Mirae Asset Equity Savings Fund - Gr	1.26	1.85	13.29	11.48	2	3	2	1
Nippon India Equity Savings Fund - Gr	0.51	0.27	11.00	2.27	3	4	3	4
PGIM India Equity Savings Fund - Gr	1.03	2.19	10.85	7.17	3	2	3	4
SBI Equity Savings Fund - Gr	0.81	2.36	13.17	9.70	3	2	2	2
Sundaram Equity Savings Fund - Gr	1.43	3.11	15.22	12.06	2	1	1	1
Tata Equity Savings Fund - Regular Plan - Gr	0.19	1.87	10.20	7.76	4	3	3	3
Union Equity Savings Fund - Gr	-0.08	-0.23	8.22	7.31	4	4	4	4
UTI Equity Savings Fund - Gr	1.72	2.91	13.57	9.61	1	1	1	2
<b>Average of Equity Savings Funds</b>	<b>0.86</b>	<b>1.55</b>	<b>11.36</b>	<b>8.47</b>				
<b>Universe</b>	<b>22</b>	<b>22</b>	<b>22</b>	<b>22</b>				

## Child Fund

Scheme Name	CAGR Returns				Quartile			
	1 Yr	3 Yr	5 Yr	10 Yr	1 Yr	3 Yr	5 Yr	10 Yr
Aditya Birla Sun Life Bal Bhavishya Yojna - Wealth Plan - Gr	-4.36	9.53	N.A.	N.A.	1	3	-	-
Axis Childrens Gift Fund - Gr(Compulsory Lock-in)	-4.73	12.11	11.88	10.11	1	3	4	4
HDFC Childrens Gift Fund	3.53	16.36	13.76	12.08	3	4	4	4
ICICI Prudential Child Care Plan-Gift Plan	2.33	12.84	10.22	9.55	2	3	3	4
LIC MF Childrens Gift Fund - Gr	-3.46	9.53	9.58	6.54	1	3	3	3
SBI Magnum Children Benefit Fund-Savings Plan	4.90	11.74	9.25	8.61	4	3	3	3
Tata Young Citizen Fund (after 7 years)	-2.12	16.99	13.85	9.43	1	4	4	4
UTI CCF - Investment Plan - Gr	-2.63	17.89	12.94	10.83	1	4	4	4
UTI CCF - Savings Plan - Gr	2.59	10.81	7.87	6.94	3	3	3	3
<b>Average of Child Funds</b>	<b>-0.43</b>	<b>9.71</b>	<b>8.19</b>	<b>11.43</b>				
<b>Universe</b>	<b>9</b>	<b>9</b>	<b>8</b>	<b>8</b>				

## ETF Funds

Scheme Name	CAGR Returns				Quartile			
	6 M	1 Yr	3 Yr	5 Yr	6 M	1 Yr	3 Yr	5 Yr
Axis NIFTY 50 ETF - Gr	-1.22	-1.64	N.A.	N.A.	3	2	-	-
Axis NIFTY Bank ETF - Gr	6.87	3.77	N.A.	N.A.	1	1	-	-
Edelweiss ETF - Nifty Bank - Gr	7.00	3.95	9.95	10.14	1	1	4	4
HDFC NIFTY Bank ETF - Gr	6.90	3.79	N.A.	N.A.	1	1	-	-
ICICI Prudential Nifty 100 ETF - Gr	-0.63	-1.42	15.29	12.33	2	2	3	3
ICICI Prudential Nifty 100 Low Volatility 30 ETF - IDCW	2.09	-3.85	15.03	12.62	2	4	3	2
ICICI Prudential Nifty 50 ETF - Gr	-1.21	-1.66	15.43	13.07	3	3	2	2
ICICI Prudential Nifty Alpha Low-Volatility 30 ETF - Gr	1.21	-3.17	N.A.	N.A.	2	4	-	-
ICICI Prudential Nifty Midcap 150 ETF - Gr	5.17	3.33	N.A.	N.A.	1	1	-	-
ICICI Prudential Nifty Next 50 ETF	3.52	1.13	16.32	N.A.	2	2	1	-
ICICI Prudential Nifty Private Bank ETF - Gr	8.80	2.97	6.67	N.A.	1	1	4	-
ICICI Prudential Nifty50 Value 20 ETF - Gr	-4.94	-3.50	18.57	16.89	4	4	1	1
ICICI Prudential S&P BSE Midcap Select ETF	1.71	-0.41	18.75	8.71	2	2	1	4
ICICI Prudential S&P BSE Sensex ETF - Gr	-1.06	-1.65	15.32	14.09	3	3	3	1
IDFC Nifty 50 ETF	-1.30	-1.72	15.22	12.93	4	3	3	2
IDFC S&P BSE Sensex ETF	-1.27	-2.05	14.88	13.85	4	4	3	1
Indiabulls Nifty 50 ETF - Gr	-1.29	-1.77	15.64	N.A.	4	3	2	-
Invesco India Nifty 50 ETF - Gr	-1.25	-1.72	15.34	13.00	4	3	3	2
Kotak Nifty 50 ETF	-1.27	-1.77	15.30	12.97	4	3	3	2
Kotak Nifty 50 Value 20 ETF - IDCW	-4.93	-3.51	18.51	16.95	4	4	1	1
Kotak Nifty Bank ETF	6.92	3.79	9.28	9.83	1	1	4	4
Kotak Nifty PSU Bank ETF	11.97	22.59	9.14	-0.49	1	1	4	4
LIC MF Nifty 100 ETF - Gr	-0.47	-1.15	15.46	12.47	2	2	2	3
LIC MF Nifty 50 ETF - Gr	-1.23	-1.71	15.41	13.06	3	3	2	2
LIC MF S&P BSE Sensex ETF - Gr	-1.06	-1.77	15.25	14.15	3	3	3	1
Mirae Asset Nifty 100 ESG Sector Leaders ETF - Gr	-3.39	-4.86	N.A.	N.A.	4	4	-	-
Mirae Asset Nifty 50 ETF - Gr	-1.22	-1.69	15.40	N.A.	3	3	2	-
Mirae Asset Nifty Next 50 ETF - Gr	3.54	1.17	N.A.	N.A.	2	2	-	-
Motilal Oswal Nifty 50 ETF - Gr	-1.15	-1.60	15.25	12.77	3	2	3	2
Motilal Oswal Nifty Midcap 100 ETF	3.62	1.67	24.71	11.58	2	2	1	3
Nippon India CPSE ETF FFO - Gr (Retail Individual Investors)	3.80	14.15	13.46	4.31	2	1	4	4
Nippon India ETF Hang Seng BeES	-13.81	-21.80	N.A.	N.A.	4	4	-	-
Nippon India ETF Nifty 100	-0.65	-1.47	14.87	11.78	2	2	4	3
Nippon India ETF Nifty 50 BeES	-1.21	-1.67	N.A.	N.A.	3	3	-	-
Nippon India ETF Nifty 50 Shariah BeES	-10.76	-11.58	15.45	10.55	4	4	2	3
Nippon India ETF Nifty 50 Value 20	-5.01	-3.69	N.A.	N.A.	4	4	-	-
Nippon India ETF Nifty Bank BeES	6.92	3.80	N.A.	N.A.	1	1	-	-
Nippon India ETF Nifty Dividend Opportunities 50	-2.12	-1.98	14.70	10.90	4	4	4	3
Nippon India ETF Nifty India Consumption	16.00	10.50	17.62	13.40	1	1	1	1
Nippon India ETF Nifty Infrastructure BeES	-0.95	-0.61	16.01	9.35	3	2	2	4
Nippon India ETF Nifty IT - Gr	-24.85	-21.66	N.A.	N.A.	4	4	-	-
Nippon India ETF Nifty Midcap 150 - Gr	5.15	3.39	26.11	N.A.	1	1	1	-
Nippon India ETF Nifty Next 50 Junior BeES	3.47	1.01	16.25	9.83	2	2	1	4
Nippon India ETF Nifty PSU Bank BeES	11.97	22.62	N.A.	N.A.	1	1	-	-
Nippon India ETF S&P BSE Sensex	-1.06	-1.68	15.25	14.12	3	3	3	1
Nippon India ETF S&P BSE Sensex Next 50 - Gr	4.37	4.42	17.61	N.A.	2	1	1	-
Quantum Nifty 50 ETF	-1.19	-1.67	15.35	11.30	3	3	2	3
SBI Nifty 200 Quality 30 ETF - Gr	0.72	-3.54	15.20	N.A.	2	4	3	-
SBI Nifty 50 ETF - Gr	-1.23	-1.71	14.38	12.21	3	3	4	3
SBI Nifty Bank ETF	6.93	3.81	9.64	9.60	1	1	4	4
SBI Nifty IT ETF	-24.81	-21.63	N.A.	N.A.	4	4	-	-
SBI Nifty Next 50 ETF - Gr	3.50	1.02	16.21	9.31	2	2	2	4
SBI Nifty Private Bank ETF	8.51	2.73	N.A.	N.A.	1	2	-	-
SBI S&P BSE 100 ETF	0.03	-0.45	16.13	12.17	2	2	2	3
SBI S&P BSE Sensex ETF - Gr	-1.07	-1.71	14.32	13.18	3	3	4	2
SBI S&P BSE Sensex Next 50 ETF	4.39	4.59	17.90	N.A.	1	1	1	-
Tata Nifty 50 ETF	-1.20	-1.65	15.47	N.A.	3	3	2	-
Tata Nifty Private Bank ETF	8.74	2.96	N.A.	N.A.	1	2	-	-
UTI Nifty 50 ETF - Gr	-1.22	-1.70	14.40	12.48	3	3	4	2
UTI S&P BSE Sensex ETF - Gr	-1.07	-1.70	14.33	13.58	3	3	4	1
<b>Average of ETF Universe</b>	<b>0.55</b>	<b>-0.36</b>	<b>15.38</b>	<b>11.69</b>				
	<b>60</b>	<b>60</b>	<b>44</b>	<b>35</b>				

## Arbitrage Fund

Scheme Name	Annualized Returns				Quartile			
	6 M	1 Yr	2 Yr	3 Yr	6 M	1 Yr	2 Yr	3 Yr
Aditya Birla Sun Life Arbitrage Fund - Gr	3.69	3.50	3.67	3.99	2	2	2	3
Axis Arbitrage Fund - Regular Gr	3.69	3.93	3.75	4.05	2	1	1	2
Bank of India Arbitrage Fund - Gr	2.80	2.46	2.30	2.75	4	4	4	4
Baroda BNP Paribas Arbitrage Fund - Regular Plan Gr	3.25	3.17	3.50	4.00	4	4	3	2
DSP Arbitrage Fund - Gr	3.70	3.35	3.40	3.78	2	3	3	3
Edelweiss Arbitrage Fund - Gr	3.95	3.86	3.79	4.18	1	1	1	1
HDFC Arbitrage Fund - Wholesale Gr	3.75	3.47	3.61	3.79	2	3	2	3
ICICI Prudential Equity - Arbitrage Fund - Regular Gr	3.92	3.68	3.76	4.06	1	2	1	2
IDFC Arbitrage Fund - Regular Plan - Gr	3.64	3.49	3.54	3.75	3	2	3	4
Indiabulls Arbitrage Fund - Gr	2.48	2.27	2.24	2.77	4	4	4	4
Invesco India Arbitrage Fund - Gr	4.84	4.27	3.89	4.20	1	1	1	1
ITI Arbitrage Fund - Gr	2.60	2.22	2.35	N.A.	4	4	4	-
JM Arbitrage Fund - Gr	3.56	3.29	2.99	3.01	3	3	4	4
Kotak Equity Arbitrage Fund - Gr	4.19	3.98	3.95	4.21	1	1	1	1
L&T Arbitrage Opportunities Fund - Gr	3.45	3.29	3.52	4.11	4	3	3	1
LIC MF Arbitrage Fund - Gr	3.76	3.60	3.34	3.62	2	2	4	4
Mahindra Manulife Arbitrage Yojana - Gr	2.98	2.74	2.77	N.A.	4	4	4	-
Mirae Asset Arbitrage Fund - Gr	3.68	3.49	3.58	N.A.	3	2	2	-
Nippon India Arbitrage Fund - Gr	3.78	3.69	3.73	4.06	1	1	2	2
PGIM India Arbitrage Fund - Gr	3.52	3.37	3.45	3.79	3	3	3	3
SBI Arbitrage Opportunities Fund - Gr	4.24	4.21	3.87	3.90	1	1	1	3
Sundaram Arbitrage Fund - Gr	3.78	2.72	2.59	2.58	1	4	4	4
Tata Arbitrage Fund - Gr	3.65	3.42	3.67	4.23	3	3	2	1
Union Arbitrage Fund - Gr	2.97	3.19	3.39	3.91	4	4	3	3
UTI Arbitrage Fund - Gr	3.66	3.48	3.69	4.07	3	2	2	2
<b>Average of Arbitrage Fund</b>	<b>3.58</b>	<b>3.37</b>	<b>3.37</b>	<b>3.76</b>				
<b>Universe</b>	<b>25</b>	<b>25</b>	<b>25</b>	<b>22</b>				

## Conservative Hybrid Fund

Scheme Name	Annualized Returns				Quartile			
	6 M	1 Yr	2 Yr	3 Yr	6 M	1 Yr	2 Yr	3 Yr
Aditya Birla Sun Life Regular Savings Fund - Gr	1.36	4.03	13.54	9.24	2	1	1	2
Axis Regular Saver Fund - Gr	-0.61	0.43	8.83	8.57	4	4	3	2
Bank of India Conservative Hybrid Fund - Regular - Gr	0.51	19.59	15.93	13.89	3	1	1	1
Baroda BNP Paribas Conservative Hybrid Fund - Gr	0.19	0.59	6.67	6.13	3	3	4	4
Canara Robeco Conservative Hybrid Fund - Gr	1.25	1.41	8.47	9.07	3	3	3	2
DSP Regular Savings Fund - Gr	-0.97	0.13	7.28	6.69	4	4	3	3
Franklin India Debt Hybrid Fund - Gr	3.30	1.89	8.20	6.43	1	2	3	3
HDFC Hybrid Debt Fund - Gr	3.29	2.87	12.72	9.61	2	2	1	1
HSBC Regular Savings Fund - Gr	-2.89	-0.85	7.12	6.65	4	4	3	3
ICICI Prudential Regular Savings Fund Gr	4.61	3.88	9.52	9.20	1	2	2	2
IDFC Regular Savings Fund - Regular Gr	-1.42	-0.65	5.40	5.21	4	4	4	4
Kotak Debt Hybrid Fund - Gr	3.45	2.73	11.80	10.87	1	2	2	1
L&T Conservative Hybrid Fund - Gr	-2.37	0.90	6.96	6.26	4	3	4	3
LIC MF Debt Hybrid Fund - Gr	-0.59	0.66	6.15	6.20	3	3	4	4
Navi Regular Saving Fund - Gr	2.02	1.17	5.71	4.70	2	3	4	4
Nippon India Hybrid Bond Fund - Gr	2.95	4.10	8.97	1.52	2	1	2	4
SBI Conservative Hybrid Fund - Gr	6.34	5.80	13.11	10.54	1	1	1	1
Sundaram Debt Oriented Hybrid Fund - Gr	0.99	0.41	9.92	8.29	3	4	2	3
UTI Regular Savings Fund - Gr	2.00	1.43	12.02	8.67	2	2	2	2
<b>Average of Conservative Hybrid Fund</b>	<b>1.23</b>	<b>2.66</b>	<b>9.39</b>	<b>7.78</b>				
<b>Universe</b>	<b>19</b>	<b>19</b>	<b>19</b>	<b>19</b>				

## Overnight Fund

Scheme Name	Annualized Returns				Quartile			
	15 D	1 M	3 M	6 M	15 D	1 M	3 M	6 M
Aditya Birla Sun Life Overnight Fund - Gr	5.41	5.21	5.09	4.53	2	3	3	3
Axis Overnight Fund - Gr	5.47	5.29	5.17	4.62	1	1	1	1
Bank of India Overnight Fund - Gr	5.48	5.29	5.21	4.68	1	1	1	1
Baroda BNP Paribas Overnight Fund - Gr	5.44	5.24	5.15	4.60	1	1	1	1
Canara Robeco Overnight Fund - Gr	5.46	5.27	5.16	4.63	1	1	1	1
DSP Overnight Fund - Gr	5.46	5.26	5.13	4.58	1	1	1	1
Edelweiss Overnight Fund - Gr	5.35	5.16	5.06	4.52	4	4	4	4
Franklin India Overnight Fund - Gr	5.40	5.21	5.10	4.55	3	3	2	2
HDFC Overnight Fund - Gr	5.35	5.16	5.05	4.50	4	4	4	4
HSBC Overnight Fund - Gr	5.36	5.19	5.06	4.51	3	4	4	4
ICICI Prudential Overnight Fund - Gr	5.41	5.23	N.A.	N.A.	2	1	-	-
IDFC Overnight Fund - Gr	5.43	5.23	5.09	4.54	2	1	3	3
Indiabulls Overnight Fund - Gr	5.23	5.04	5.01	4.42	4	4	4	4
Invesco India Overnight Fund - Gr	5.44	5.24	5.13	4.58	1	1	1	1
ITI Overnight Fund - Gr	5.21	4.98	4.93	4.43	4	4	4	4
JM Overnight Fund - Gr	5.43	5.22	5.10	4.55	2	1	2	2
Kotak Overnight Fund - Gr	5.41	5.21	5.08	4.54	2	3	3	3
L&T Overnight Fund - Gr	5.40	5.22	5.08	4.53	3	1	3	3
LIC MF Overnight Fund - Gr	5.43	5.20	5.11	4.55	2	3	2	2
Mahindra Manulife Overnight Fund - Gr	5.42	5.24	5.11	4.56	2	1	2	2
Mirae Asset Overnight Fund - Gr	5.39	5.24	5.11	4.58	3	1	2	1
Nippon India Overnight Fund - Gr	5.44	5.25	5.12	4.56	1	1	2	2
NJ Overnight Fund - Gr	5.29	5.09	N.A.	N.A.	4	4	-	-
PGIM India Overnight Fund - Gr	5.34	5.19	5.18	4.60	4	4	1	1
SBI Overnight Fund - Gr	5.41	5.21	5.09	4.54	2	3	3	3
Shriram Overnight Fund - Gr	5.36	N.A.	N.A.	N.A.	3	-	-	-
Sundaram Overnight Fund - Gr	5.38	5.20	5.06	4.57	3	3	4	2
Tata Overnight Fund - Gr	5.42	5.22	5.08	4.53	2	1	3	3
TRUST MF Overnight Fund - Gr	5.46	5.23	5.12	4.58	1	1	2	1
Union Overnight Fund - Gr	5.40	5.22	5.10	4.55	3	1	2	2
UTI Overnight Fund - Gr	5.46	5.26	5.15	4.60	1	1	1	1
WhiteOak Capital Overnight Fund - Gr	5.26	4.94	4.89	4.40	4	4	4	4
<b>Average of Overnight Fund</b>	<b>5.39</b>	<b>5.20</b>	<b>5.09</b>	<b>4.55</b>				
<b>Universe</b>	<b>32</b>	<b>31</b>	<b>29</b>	<b>29</b>				

## Liquid Fund

Scheme Name	Annualized Returns				Quartile			
	1 M	3 M	6 M	1 Yr	1 M	3 M	6 M	1 Yr
Aditya Birla Sun Life Liquid Fund - Gr	5.09	5.17	4.60	4.06	3	2	3	2
Axis Liquid Fund - Gr	5.19	5.22	4.67	4.09	1	1	1	1
Bank of India Liquid Fund - Retail Plan - Gr	5.19	5.24	4.71	4.15	1	1	1	1
Baroda BNP Paribas Liquid Fund Gr	5.15	5.22	4.73	4.14	1	1	1	1
Canara Robeco Liquid Fund - Regular Plan - Gr	5.29	5.24	4.68	4.05	1	1	1	2
DSP Liquidity Fund - Regular Plan - Gr	5.17	5.20	4.63	4.07	1	2	2	1
Edelweiss Liquid Fund - Retail Plan - Gr	5.08	5.10	4.43	3.87	3	3	4	4
HDFC Liquid Fund - Gr	5.11	5.10	4.55	4.00	1	3	3	3
HSBC Cash Fund - Gr	5.16	5.18	4.63	4.06	1	2	2	2
ICICI Prudential Liquid Fund - Gr	5.04	5.11	4.54	3.99	3	3	3	3
IDBI Liquid Fund - Gr	5.22	5.31	4.70	4.14	1	1	1	1
IDFC Cash Fund - Regular Plan - Gr	5.02	5.12	4.62	4.04	3	3	2	2
IIFL Liquid Fund - Gr	4.96	5.08	4.52	3.93	4	3	3	4
Indiabulls Liquid Fund - Gr	5.15	4.99	4.40	3.80	1	4	4	4
Invesco India Liquid Fund - Gr	5.13	5.17	4.62	4.05	1	2	2	2
ITI Liquid Fund - Gr	5.01	4.98	4.53	3.88	4	4	3	4
JM Liquid Fund - Gr	5.19	5.20	4.65	4.09	1	2	1	1
Kotak Liquid Regular Plan - Gr	4.98	5.04	4.51	3.98	4	4	3	3
L&T Liquid Fund - Gr	5.04	5.14	4.63	4.05	3	2	2	2
LIC MF Liquid Fund Gr	5.01	5.07	4.51	3.95	4	3	3	4
Mahindra Manulife Liquid Fund - Gr	5.17	5.23	4.68	4.09	1	1	1	1
Mirae Asset Cash Management Fund - Reg Gr	5.08	5.14	4.64	4.05	3	2	1	2
Motilal Oswal Liquid Fund - Gr	4.59	4.68	4.21	3.69	4	4	4	4
Navi Liquid Fund - Gr	5.23	5.31	4.86	4.49	1	1	1	1
Nippon India Liquid Fund - Gr	5.06	5.11	4.53	4.00	3	3	3	3
Parag Parikh Liquid Fund - Gr	4.78	4.88	4.31	3.82	4	4	4	4



## Liquid Fund

Scheme Name	Annualized Returns				Quartile			
	1 M	3 M	6 M	1 Yr	1 M	3 M	6 M	1 Yr
PGIM India Insta Cash Fund - Gr	5.15	5.15	4.61	4.04	1	2	2	2
Quant Liquid Plan - Gr	5.04	4.99	4.48	4.23	3	4	4	1
Quantum Liquid Fund - Regular plan - Gr	4.88	4.91	4.35	3.84	4	4	4	4
SBI Liquid Fund - Gr	5.07	5.12	4.55	4.01	3	3	3	3
Sundaram Liquid Fund - Gr	5.26	5.22	4.63	4.02	1	1	2	3
Tata Liquid Fund Regular Plan - Gr	5.00	5.04	4.50	4.00	4	4	4	3
Trust MF Liquid Fund - Gr	5.26	5.19	4.59	3.96	1	2	3	3
Union Liquid Fund - Gr	5.10	5.17	4.62	4.04	1	2	2	2
UTI Liquid Cash Plan Institutional - Gr	5.18	5.21	4.63	4.07	1	1	2	1
WhiteOak Capital Liquid Fund - Gr	4.82	4.81	4.22	3.64	4	4	4	4
<b>Average of Liquid Fund</b>	<b>5.08</b>	<b>5.11</b>	<b>4.56</b>	<b>4.01</b>				
<b>Universe</b>	<b>36</b>	<b>36</b>	<b>36</b>	<b>36</b>				

## Ultra Short Duration Fund

Scheme Name	Annualized Returns				Quartile			
	1 M	3 M	6 M	1 Yr	1 M	3 M	6 M	1 Yr
Aditya Birla Sun Life Savings Fund - Gr	4.03	5.05	4.03	4.04	1	1	1	1
Axis Ultra Short Term Fund - Gr	3.71	4.56	3.56	3.41	4	3	3	3
Bank of India Ultra Short Duration Fund - Retail Plan - Gr	4.03	4.86	3.78	3.66	1	2	3	2
Baroda BNP Paribas Ultra Short Duration Fund - Gr	5.04	5.86	4.33	4.19	1	1	1	1
Canara Robeco Ultra Short Term Fund - Reg Gr	3.64	4.34	3.41	3.13	4	4	4	4
DSP Ultra Short Fund - Gr	3.55	4.35	3.46	3.30	4	4	4	4
HDFC Ultra Short Term Fund - Gr	4.03	4.89	3.89	3.73	1	2	2	2
HSBC Ultra Short Duration Fund - Gr	4.37	5.09	3.91	3.79	1	1	2	1
ICICI Prudential Ultra Short Term Fund - Gr	4.19	4.91	4.05	3.88	1	1	1	1
IDBI Ultra Short Term Fund - Gr	4.84	5.11	4.10	3.79	1	1	1	1
IDFC Ultra Short Term Fund - Gr	3.79	4.89	3.76	3.67	3	2	3	2
Invesco India Ultra Short Term Fund - Gr	3.37	4.49	3.48	3.36	4	3	4	4
ITI Ultra Short Duration Fund - Gr	3.64	4.31	3.29	3.01	4	4	4	4
Kotak Savings Fund - Gr	3.93	4.77	3.89	3.71	3	3	2	2
L&T Ultra Short Term Fund - Gr	4.13	4.86	3.89	3.78	1	2	2	2
LIC MF Ultra Short Term Fund - Gr	4.12	4.78	3.92	3.56	1	3	2	3
Mahindra Manulife Ultra Short Term Fund - Gr	3.97	4.84	3.79	3.61	1	2	2	3
Mirae Asset Ultra Short Duration Fund - Gr	3.96	4.87	4.17	3.96	3	2	1	1
Motilal Oswal Ultra Short Term Fund - Gr	4.21	4.05	3.20	2.91	1	4	4	4
Nippon India Ultra Short Duration Fund - Gr	3.95	4.94	4.04	4.01	3	1	1	1
PGIM India Ultra Short Term Fund - Gr	4.09	4.62	3.80	3.58	1	3	2	3
SBI Magnum Ultra Short Duration Fund - Gr	3.99	4.91	3.70	3.71	1	1	3	2
Sundaram Ultra Short Duration Fund - Gr	3.66	4.08	3.26	3.00	4	4	4	4
Tata Ultra Short Term Fund - Gr	3.76	4.46	3.51	3.42	3	4	3	3
UTI Ultra Short Term Fund - Gr	3.77	4.69	3.63	3.60	3	3	3	3
WhiteOak Capital Ultra Short Term Fund - Gr	3.75	4.09	3.45	3.08	4	4	4	4
<b>Average of Ultra Short Duration Fund</b>	<b>3.98</b>	<b>4.72</b>	<b>3.74</b>	<b>3.57</b>				
<b>Universe</b>	<b>26</b>	<b>26</b>	<b>26</b>	<b>26</b>				

## Low Duration Fund

Scheme Name	Annualized Returns				Quartile			
	1 M	3 M	6 M	1 Yr	1 M	3 M	6 M	1 Yr
Aditya Birla Sun Life Low Duration Fund - Gr	3.27	5.30	3.48	3.49	1	2	2	1
Axis Treasury Advantage Fund - Gr	3.93	5.41	3.57	3.64	1	1	1	1
Baroda BNP Paribas Low Duration Fund - Regular - Gr	3.64	5.34	2.70	2.99	1	1	4	4
Canara Robeco Savings Fund - Regular Plan - Gr	2.52	4.50	3.19	3.26	4	4	3	2
DSP Low Duration Fund - Regular Plan - Growth	3.00	4.67	3.28	3.40	3	3	3	2
HDFC Low Duration Fund - Gr	4.20	6.35	3.51	3.37	1	1	1	2

## Low Duration Fund

Scheme Name	Annualized Returns				Quartile			
	1 M	3 M	6 M	1 Yr	1 M	3 M	6 M	1 Yr
HSBC Low Duration Fund - Gr	3.53	4.80	2.70	3.09	1	2	4	4
ICICI Prudential Savings Fund - Gr	8.46	9.35	4.52	3.48	1	1	1	1
IDFC Low Duration Fund - Regular Plan - Gr	1.86	4.75	2.96	3.22	4	3	4	3
Invesco India Treasury Advantage Fund - Gr	2.55	4.45	3.08	3.22	3	4	4	3
JM Low Duration Fund - Gr	3.04	4.54	3.40	3.44	1	4	2	2
Kotak Low Duration Fund Standard Gr	4.15	5.97	3.10	3.07	1	1	3	4
L&T Low Duration Fund - Gr	2.34	4.29	2.95	3.14	4	4	4	4
LIC MF Savings Fund - Gr	3.28	4.38	3.11	3.16	1	4	3	4
Mahindra Manulife Low Duration Fund - Gr	2.51	4.40	2.83	2.93	4	4	4	4
Mirae Asset Savings Fund - Regular Savings Plan - Gr	3.05	5.12	3.38	3.19	1	2	2	3
Nippon India Low Duration Fund - Gr	2.51	4.76	3.17	3.42	4	2	3	2
PGIM India Low Duration Fund - Gr	2.44	4.56	3.37	3.23	4	3	2	3
SBI Magnum Low Duration Fund - Gr	2.96	4.65	3.07	3.18	3	3	4	3
Sundaram Low Duration Fund - Gr	3.92	4.58	3.50	3.36	1	3	1	2
Tata Treasury Advantage Fund - Regular Plan - Gr	2.85	4.99	3.35	3.45	3	2	2	1
UTI Treasury Advantage Fund - Instit. Plan Gr	2.92	4.94	3.73	3.97	3	2	1	1
<b>Average of Low Duration Fund</b>	<b>3.32</b>	<b>5.10</b>	<b>3.27</b>	<b>3.30</b>				
<b>Universe</b>	<b>22</b>	<b>22</b>	<b>22</b>	<b>22</b>				

## Money Market Fund

Scheme Name	Annualized Returns				Quartile			
	1 M	3 M	6 M	1 Yr	1 M	3 M	6 M	1 Yr
Aditya Birla Sun Life Money Manager Fund - Gr	4.25	5.26	4.15	4.06	1	1	1	1
Axis Money Market Fund - Gr	4.20	5.14	4.12	4.03	1	1	2	1
Baroda BNP Paribas Money Market Fund - Gr	4.00	4.32	3.44	3.53	3	4	3	3
DSP Savings Fund - Gr	3.75	4.88	2.81	3.18	4	2	4	4
Edelweiss Money Market Fund - Gr	2.24	3.74	2.70	2.82	4	4	4	4
Franklin India Savings Fund - Gr	3.93	4.84	3.75	3.69	3	3	3	2
HDFC Money Market Fund - Gr	4.34	5.10	4.08	3.99	1	2	2	2
ICICI Prudential Money Market Fund - Gr	4.49	5.14	4.08	3.96	1	1	2	2
IDFC Money Manager Fund - Reg Gr	3.55	4.35	3.36	3.30	4	4	4	4
Invesco India Money Market Fund - Gr	3.43	4.74	2.74	3.12	4	3	4	4
Kotak Money Market Fund - Gr	4.27	5.09	4.29	4.12	1	2	1	1
L&T Money Market Fund - Gr	3.81	4.51	3.26	3.31	3	3	4	3
Mirae Asset Money Market Fund - Gr	3.76	4.57	4.10	3.68	4	3	2	3
Nippon India Money Market Fund - Gr	4.51	5.32	4.41	4.23	1	1	1	1
PGIM India Money Market Fund - Gr	4.01	4.38	3.83	3.48	3	4	3	3
SBI Savings Fund - Gr	3.93	4.75	3.63	3.56	3	3	3	3
Sundaram Money Market Fund - Gr	4.83	5.02	4.38	3.88	1	2	1	2
Tata Money Market Fund Regular Plan - Gr	4.38	5.17	4.06	4.03	1	1	2	1
TRUSTMF Money Market Fund - Gr	4.15	N.A.	N.A.	N.A.	1	-	-	-
Union Money Market Fund - Gr	3.74	4.22	3.67	3.24	4	4	3	4
UTI Money Market Fund - Instit. Gr	4.64	5.21	4.28	4.14	1	1	1	1
<b>Average of Money Market Fund</b>	<b>4.01</b>	<b>4.79</b>	<b>3.76</b>	<b>3.67</b>				
<b>Universe</b>	<b>21</b>	<b>20</b>	<b>20</b>	<b>20</b>				

## Short Duration Fund

Scheme Name	Annualized Returns				Quartile			
	3 M	6 M	1 Yr	2 Yr	3 M	6 M	1 Yr	2 Yr
Aditya Birla Sun Life Short Term Fund - Gr	7.13	3.19	3.29	4.51	1	1	1	1
Axis Short Term Fund - Gr	5.57	2.26	2.75	3.94	2	1	1	2
Bank of India Short Term Income Fund - Regular Plan - Gr	4.05	1.63	17.44	10.50	4	2	1	1
Baroda BNP Paribas Short Duration Fund - Gr	6.02	1.02	2.09	3.38	1	3	3	3
Canara Robeco Short Duration Fund - Gr	4.05	1.18	1.89	3.12	4	3	3	4
DSP Short Term Fund - Gr	4.22	1.28	1.99	3.30	4	3	3	3
HDFC Short Term Debt Fund - Gr	5.80	2.17	2.53	4.18	1	1	2	2
HSBC Short Duration Fund - Gr	4.22	0.62	1.80	3.12	4	4	4	4
ICICI Prudential Short Term Fund - Gr	9.01	4.71	3.59	4.74	1	1	1	1
IDBI Short Term Bond Fund - Gr	5.98	1.24	2.33	7.72	1	3	2	1
IDFC Bond Fund - Short Term Plan - Reg Gr	4.70	0.48	1.83	3.19	3	4	4	3

## Short Duration Fund

Scheme Name	Annualized Returns				Quartile			
	3 M	6 M	1 Yr	2 Yr	3 M	6 M	1 Yr	2 Yr
Indiabulls Short Term Fund - Gr	4.51	0.29	0.96	2.61	3	4	4	4
Invesco India Short Term Fund - Gr	3.87	0.53	1.61	2.98	4	4	4	4
Kotak Bond Short Term Plan - Gr	5.70	1.34	1.92	3.56	2	2	3	2
L&T Short Term Bond Fund - Gr	4.58	0.69	1.79	3.17	3	4	4	3
LIC MF Short Term Debt Fund - Gr	3.41	0.12	0.99	2.38	4	4	4	4
Mahindra Manulife Short Term Fund - Gr	4.51	0.98	1.87	N.A.	3	4	4	-
Mirae Asset Short Term Fund - Gr	4.97	1.70	2.18	3.35	2	2	2	3
Nippon India Short Term Fund Gr	5.23	1.14	2.28	4.21	2	3	2	2
PGIM India Short Maturity Fund - Gr	5.09	2.24	2.14	3.27	2	1	3	3
SBI Short Term Debt Fund - Gr	4.50	1.77	2.34	3.54	3	2	2	2
Sundaram Short Duration Fund - Gr	4.95	2.06	2.71	3.67	2	2	1	2
TATA Short Term Bond Fund Regular Plan - Gr	3.93	1.28	1.90	3.07	4	3	3	4
Trust MF Short Term Fund - Gr	4.72	1.40	2.23	N.A.	3	2	2	-
UTI Short Term Income Fund - Instit. Gr	6.01	2.68	3.08	6.39	1	1	1	1
<b>Average of Short Duration Fund</b>	<b>5.07</b>	<b>1.52</b>	<b>2.78</b>	<b>4.08</b>				
<b>Universe</b>	<b>25</b>	<b>25</b>	<b>25</b>	<b>23</b>				

## Medium Duration Fund

Scheme Name	Annualized Returns				Quartile			
	6 M	1 Yr	2 Yr	3 Yr	6 M	1 Yr	2 Yr	3 Yr
Aditya Birla Sun Life Medium Term Plan - Gr	34.46	23.49	15.74	9.38	1	1	1	1
Axis Strategic Bond Fund - Gr	2.28	3.02	5.20	6.75	1	1	2	1
Baroda BNP Paribas Medium Term Fund - Gr	0.91	1.42	2.91	4.13	2	3	4	4
DSP Bond Fund - Gr	0.57	1.62	3.49	5.31	3	2	3	3
HDFC Medium Term Debt Fund - Gr	0.70	1.84	4.75	6.13	2	2	2	2
ICICI Prudential Medium Term Bond Fund - Gr	3.39	3.24	5.41	7.11	1	1	1	1
IDFC Bond Fund - Medium Term Plan - Reg Gr	-2.56	0.09	2.32	4.67	4	4	4	3
Invesco India Medium Duration Fund - Gr	-1.05	0.50	N.A.	N.A.	4	4	-	-
Kotak Medium Term Fund - Gr	1.01	2.31	4.93	5.82	2	2	2	3
L&T Resurgent India Bond Fund - Gr	0.18	1.49	4.66	5.87	3	3	2	2
Nippon India Strategic Debt Fund - Gr	-0.26	0.94	10.27	-3.51	3	3	1	4
SBI Magnum Medium Duration Fund - Reg Gr	1.42	2.19	4.35	6.75	2	2	3	1
Sundaram Medium Term Bond Fund Regular - App	-2.07	-0.73	1.34	2.94	4	4	4	4
Union Medium Duration Fund - Gr	-1.96	0.23	2.67	N.A.	4	4	4	-
UTI Medium Term Fund - Regular Plan - Gr	0.60	1.41	4.59	2.80	3	3	3	4
<b>Average of Medium Duration Fund</b>	<b>2.51</b>	<b>2.87</b>	<b>5.19</b>	<b>4.93</b>				
<b>Universe</b>	<b>15</b>	<b>15</b>	<b>14</b>	<b>13</b>				

## Medium to Long Duration Fund

Scheme Name	Annualized Returns				Quartile			
	6 M	1 Yr	2 Yr	3 Yr	6 M	1 Yr	2 Yr	3 Yr
Aditya Birla Sun Life Income Fund - Gr	-0.71	1.18	4.00	6.12	3	2	1	2
Canara Robeco Income Fund - Gr	-0.15	0.00	2.19	4.40	3	-	3	3
HDFC Income Fund Gr	-0.91	-0.38	2.04	4.16	3	3	3	4
HSBC Debt Fund - Gr	-2.02	-0.90	1.63	3.60	4	4	4	4
ICICI Prudential Bond Fund - Gr	2.92	1.70	3.50	6.05	1	1	2	2
IDFC Bond Fund - Income Plan - Reg Gr	-3.16	-0.63	1.63	4.39	4	4	4	3
JM Income Fund - Gr	-2.13	-0.71	1.21	2.53	4	4	4	4
Kotak Bond Regular Plan - Gr	0.14	0.54	3.17	5.48	2	3	2	2
LIC MF Bond Gr	1.59	1.25	2.19	4.27	2	2	3	4
Nippon India Income Fund - Retail Gr	2.98	1.24	2.70	4.91	1	2	2	3
SBI Magnum Income Fund Gr	1.59	1.41	3.79	6.61	2	1	1	1
UTI Bond Fund - Gr	16.62	8.47	9.71	6.23	1	1	1	1
<b>Avg of Medium to Long Duration Fund</b>	<b>1.40</b>	<b>1.10</b>	<b>3.15</b>	<b>4.90</b>				
<b>Universe</b>	<b>12</b>	<b>12</b>	<b>12</b>	<b>12</b>				

## Dynamic Bond Fund

Scheme Name	Annualized Returns				Quartile			
	6 M	1 Yr	2 Yr	3 Yr	6 M	1 Yr	2 Yr	3 Yr
Aditya Birla Sun Life Dynamic Bond Fund - Gr	7.52	5.06	5.81	4.14	1	1	1	4
Axis Dynamic Bond Fund - Gr	-0.48	0.63	3.47	6.11	4	3	3	1
Baroda BNP Paribas Dynamic Bond Fund - Gr	1.88	2.00	2.65	4.60	2	2	3	3
Canara Robeco Dynamic Bond Fund - Reg Gr	0.93	1.00	2.01	4.13	3	3	4	4
DSP Strategic Bond Fund - Instit. Plan - Gr	0.10	0.77	2.78	5.56	3	3	3	2
HDFC Dynamic Debt Fund - Gr	1.27	0.56	5.07	6.25	2	4	1	1
HSBC Flexi Debt Fund - Gr	-1.29	-0.18	1.91	3.75	4	4	4	4
ICICI Prudential All Seasons Bond Fund - Gr	4.81	3.37	5.03	7.23	1	1	1	1
IDBI Dynamic Bond Fund - Gr	1.00	0.80	3.99	5.86	2	3	2	2
IDFC Dynamic Bond Fund - Regular Gr	-3.12	-0.13	2.08	5.12	4	4	4	2
IIFL Dynamic Bond Fund - Gr	0.87	3.02	5.27	5.91	3	1	1	1
Indiabulls Dynamic Bond Fund - Gr	0.81	1.77	4.18	4.39	3	2	2	4
ITI Dynamic Bond Fund - Gr	3.66	2.65	N.A.	N.A.	1	1	-	-
JM Dynamic Bond Fund - Gr	3.03	2.87	3.54	4.61	1	1	2	3
Kotak Dynamic Bond Fund Regular Plan - Gr	0.47	1.28	3.65	5.86	3	3	2	2
L&T Flexi Bond Fund - Gr	2.80	1.56	2.61	4.90	2	2	3	3
Mahindra Manulife Dynamic Bond Yojana - Gr	-0.87	-0.64	1.60	3.13	4	4	4	4
Mirae Asset Dynamic Bond Fund - Gr	-2.68	0.09	1.77	4.41	4	4	4	3
Nippon India Dynamic Bond Fund - Gr	0.37	1.16	3.53	5.09	3	3	2	3
PGIM India Dynamic Bond Fund - Gr	2.55	1.45	2.93	4.83	2	2	3	3
Quantum Dynamic Bond Fund - Regular Gr	2.75	2.44	3.71	5.69	2	2	2	2
SBI Dynamic Bond Fund - Gr	3.65	2.52	3.40	5.55	1	2	3	2
Union Dynamic Bond Fund - Gr	-1.46	-1.20	1.67	4.31	4	4	4	4
UTI Dynamic Bond Fund - Gr	18.23	9.22	10.69	8.84	1	1	1	1
<b>Average of Dynamic Bond Fund</b>	<b>1.95</b>	<b>1.75</b>	<b>3.62</b>	<b>5.23</b>				
<b>Universe</b>	<b>24</b>	<b>24</b>	<b>23</b>	<b>23</b>				

## Corporate Bond Fund

Scheme Name	Annualized Returns				Quartile			
	6 M	1 Yr	2 Yr	3 Yr	6 M	1 Yr	2 Yr	3 Yr
Aditya Birla Sun Life Corporate Bond Fund - Gr	2.32	2.99	4.55	6.71	1	1	1	1
Axis Corporate Debt Fund - Gr	2.24	2.78	4.18	6.50	1	1	2	1
Baroda BNP Paribas Corporate Bond Fund - Gr	-0.90	0.62	2.41	4.92	4	4	4	4
Canara Robeco Corporate Bond Fund - Gr	1.19	1.91	3.30	5.20	3	3	4	4
DSP Corporate Bond Fund - Gr	-1.83	0.91	2.54	5.03	4	4	4	4
Franklin India Corporate Debt Fund - Gr	1.57	2.32	4.10	5.68	2	2	2	3
HDFC Corporate Bond Fund - Gr	1.64	2.31	4.25	6.41	2	2	1	1
HSBC Corporate Bond Fund - Gr	-0.11	1.42	3.02	N.A.	4	4	4	-
ICICI Prudential Corporate Bond Fund - Gr	4.57	3.57	4.74	6.58	1	1	1	1
IDFC Corporate Bond Fund - Gr	0.23	1.73	3.90	5.93	3	3	3	3
Invesco India Corporate Bond Fund - Gr	0.64	1.83	3.36	5.60	3	3	3	4
Kotak Corporate Bond Fund Standard Gr	2.27	2.70	4.12	5.84	1	2	2	3
L&T Triple Ace Bond Fund - Gr	-0.51	0.84	3.52	6.23	4	4	3	2
Mirae Asset Corporate Bond Fund - Gr	0.68	1.66	N.A.	N.A.	3	3	-	-
Nippon India Corporate Bond - Gr	2.67	3.32	4.83	6.18	1	1	1	2
PGIM India Premier Bond Fund - Gr	1.85	2.25	4.06	5.83	2	2	2	3
SBI Corporate Bond Fund - Gr	1.42	2.21	3.54	5.69	3	3	3	3
Sundaram Corporate Bond Fund - Regular Gr	2.24	2.75	4.03	6.31	1	1	2	2
Tata Corporate Bond Fund - Gr	-0.09	N.A.	N.A.	N.A.	4	-	-	-
Union Corporate Bond Fund - Gr	-0.03	1.43	3.31	5.48	4	4	4	4
UTI Corporate Bond Fund - Gr	1.86	2.51	3.93	6.30	2	2	3	2
<b>Average of Corporate Bond Fund</b>	<b>1.14</b>	<b>2.10</b>	<b>3.77</b>	<b>5.91</b>				
<b>Universe</b>	<b>21</b>	<b>20</b>	<b>19</b>	<b>18</b>				

## Credit Risk Fund

Scheme Name	Annualized Returns				Quartile			
	6 M	1 Yr	2 Yr	3 Yr	6 M	1 Yr	2 Yr	3 Yr
Aditya Birla Sun Life Credit Risk Fund - Reg Gr	8.17	6.37	7.39	5.97	1	1	2	2
Axis Credit Risk Fund - Gr	2.45	3.35	5.40	6.31	2	3	3	2
Bank of India Credit Risk Fund - Gr	2.61	140.85	63.18	14.80	2	1	1	1
Baroda BNP Paribas Credit Risk Fund - Gr	3.34	4.09	12.40	8.26	1	2	1	1
DSP Credit Risk Fund - Gr	0.91	8.02	5.81	5.75	4	1	3	3
HDFC Credit Risk Debt Fund - Gr	1.87	3.05	6.52	7.40	3	3	2	1
ICICI Prudential Credit Risk Fund - Gr	3.59	4.46	6.14	7.37	1	2	3	2
IDBI Credit Risk Fund - Gr	1.01	3.10	10.36	3.49	4	3	2	4
IDFC Credit Risk Fund - Gr	1.55	1.99	4.00	5.05	3	4	4	3
Invesco India Credit Risk Fund - Gr	0.49	1.32	2.57	4.36	4	4	4	4
Kotak Credit Risk Fund - Gr	-3.13	0.39	3.39	4.65	4	4	4	3
L&T Credit Risk Fund - Gr	1.91	2.54	4.79	4.64	3	4	4	3

## Credit Risk Fund

Scheme Name	Annualized Returns				Quartile			
	6 M	1 Yr	2 Yr	3 Yr	6 M	1 Yr	2 Yr	3 Yr
Nippon India Credit Risk Fund - Gr	2.36	3.56	9.32	3.16	2	2	2	4
SBI Credit Risk Fund - Regular Plan - Gr	3.09	3.43	5.30	6.33	2	3	3	2
UTI Credit Risk Fund - Gr	2.12	3.81	12.54	-3.38	3	2	1	4
<b>Average of Credit Risk Fund</b>	<b>2.16</b>	<b>12.69</b>	<b>10.61</b>	<b>5.61</b>				
<b>Universe</b>	<b>15</b>	<b>15</b>	<b>15</b>	<b>15</b>				

## Banking and PSU Fund

Scheme Name	Annualized Returns				Quartile			
	3 M	6 M	1 Yr	2 Yr	3 M	6 M	1 Yr	2 Yr
Aditya Birla Sun Life Banking & PSU Debt Fund - Gr	5.32	2.24	2.75	4.21	2	2	2	1
Axis Banking & PSU Debt Fund - Gr	3.53	2.52	2.93	3.80	4	1	1	3
Baroda BNP Paribas Banking & PSU Bond Fund - Gr	5.15	-0.90	0.98	N.A.	2	4	4	-
DSP Banking & PSU Debt Fund - Gr	4.53	1.76	2.33	3.63	4	2	2	3
Edelweiss Banking And PSU Debt Fund - Gr	7.95	-0.05	1.21	4.15	1	4	4	2
Franklin India Banking & PSU Debt Fund - Gr	4.92	1.54	2.36	3.84	3	3	2	3
HDFC Banking and PSU Debt Fund - Gr	5.70	2.09	2.51	4.13	1	2	2	2
ICICI Prudential Banking & PSU Debt Fund - Gr	8.57	4.41	3.38	4.82	1	1	1	1
IDFC Banking & PSU Debt Fund - Regular Plan - Gr	4.87	2.36	2.81	3.91	3	2	1	2
Invesco India Banking & PSU Debt Fund - Gr	5.00	-2.24	-0.31	2.68	3	4	4	4
ITI Banking & PSU Debt Fund - Gr	4.85	3.67	3.27	N.A.	3	1	1	-
Kotak Banking & PSU Debt Fund - Gr	7.13	2.38	2.69	4.30	1	1	2	1
L&T Banking and PSU Debt Fund - Gr	5.26	-2.12	0.51	2.70	2	4	4	4
LIC MF Banking & PSU Debt Fund - Gr	3.35	1.66	2.14	3.01	4	2	3	4
Mirae Asset Banking and PSU Debt Fund - Gr	4.85	0.94	1.86	3.33	3	3	3	4
Nippon India Banking And PSU Debt Fund - Gr	5.35	1.34	2.25	3.92	2	3	2	2
PGIM India Banking and PSU Debt Fund - Gr	3.95	1.79	2.14	3.74	4	2	3	3
SBI Banking and PSU Fund - Gr	4.28	0.75	1.78	3.34	4	4	4	3
Sundaram Banking & PSU Debt Fund - Regular - Gr	4.96	0.79	1.99	2.79	3	3	3	4
Tata Banking & Psu Debt Fund - Gr	5.23	1.01	2.16	3.87	2	3	3	2
TRUST MF Banking & PSU Debt Fund - Gr	5.18	-0.69	1.18	N.A.	2	4	4	-
UTI Banking & PSU Debt Fund - Gr	6.41	15.09	9.15	6.52	1	1	1	1
<b>Average of Banking and PSU Fund</b>	<b>5.29</b>	<b>1.83</b>	<b>2.37</b>	<b>3.83</b>				
<b>Universe</b>	<b>22</b>	<b>22</b>	<b>22</b>	<b>19</b>				

## Floater Fund

Scheme Name	Annualized Returns				Quartile			
	3 M	6 M	1 Yr	2 Yr	3 M	6 M	1 Yr	2 Yr
Aditya Birla Sun Life Floating Rate Fund - Gr	6.00	3.95	3.85	4.35	2	2	1	3
Axis Floater Fund - Gr	5.36	3.14	3.24	N.A.	3	3	2	-
DSP Floater Fund - Gr	4.59	2.05	2.08	N.A.	4	4	4	-
Franklin India Floating Rate Fund - Gr	6.36	3.71	3.04	3.71	2	2	2	4
HDFC Floating Rate Debt Fund - Gr	8.37	4.39	3.70	4.81	1	1	1	1
ICICI Prudential Floating Interest Fund - Gr	12.32	5.21	3.04	4.71	1	1	2	2
IDFC Floating Rate Fund - Gr	4.68	2.46	2.92	N.A.	4	3	3	-
Kotak Floating Rate Fund - Gr	7.09	2.22	2.63	4.72	1	4	4	2
Nippon India Floating Rate Fund - Gr	4.72	2.36	2.82	4.34	4	4	3	3
SBI Floating Rate Debt Fund Reg Plan - Gr	4.93	3.22	3.14	N.A.	3	3	2	-
Tata Floating Rate Fund - Gr	6.55	4.57	3.90	N.A.	2	1	1	-
UTI Floater Fund - Gr	4.95	3.28	2.72	3.44	3	2	4	4
<b>Average of Floater Fund</b>	<b>6.33</b>	<b>3.38</b>	<b>3.09</b>	<b>4.30</b>				
<b>Universe</b>	<b>12</b>	<b>12</b>	<b>12</b>	<b>7</b>				

## Gilt Fund

Scheme Name	Annualized Returns				Quartile			
	6 M	1 Yr	2 Yr	3 Yr	6 M	1 Yr	2 Yr	3 Yr
Aditya Birla Sun Life Government Securities Fund - Gr	-1.35	0.44	3.10	5.49	4	4	2	2
Axis Gilt Fund - Gr	1.91	1.27	3.42	5.89	2	2	2	2
Baroda BNP Paribas Gilt Fund Gr	0.10	-0.04	2.18	4.19	4	4	4	4
Canara Robeco Gilt Fund - Gr	0.16	0.85	2.35	4.47	4	3	4	4
DSP Government Securities Fund - Gr	1.98	1.45	3.45	6.18	2	1	1	1
Edelweiss Government Securities Fund - Gr	1.11	0.95	4.24	6.32	3	2	1	1
Franklin India Government Securities Fund - Gr	0.49	1.17	2.37	4.13	3	2	4	4
HDFC Gilt Fund - Gr	-0.04	0.36	2.49	4.70	4	4	2	3
ICICI Prudential Gilt Fund - Regular Gr	5.27	2.44	4.48	6.90	1	1	1	1
IDBI Gilt Fund - Gr	2.46	0.94	2.48	3.94	2	2	3	4
IDFC GSF - Investment Plan - Regular Plan - Gr	-2.76	0.17	2.41	5.71	4	4	3	2
Invesco India Gilt Fund - Gr	2.55	0.98	1.78	3.46	1	2	4	4
Kotak Gilt Investment - Gr	1.74	0.82	3.43	5.78	2	3	1	2
L&T Gilt Fund - Gr	2.48	0.63	2.11	4.60	2	4	4	3
LIC MF Gilt Fund - Gr	0.32	0.77	2.39	4.80	3	3	3	3
Nippon India Gilt Securities Fund - Gr	1.14	0.67	2.44	5.03	3	3	3	2
PGIM India Gilt Fund - Gr	1.18	0.73	2.71	4.71	3	3	2	3
SBI Magnum Gilt Fund - Gr	3.71	2.63	4.07	6.27	1	1	1	1
TATA Gilt Securities Fund Regular Plan - Gr	3.88	1.67	2.40	4.40	1	1	3	4
UTI Gilt Fund - Gr	3.12	1.32	2.91	4.98	1	1	2	3
<b>Average of Gilt Fund</b>	<b>1.47</b>	<b>1.01</b>	<b>2.86</b>	<b>5.10</b>				
<b>Universe</b>	<b>20</b>	<b>20</b>	<b>20</b>	<b>20</b>				

## Gilt Fund with 10 yr constant duration

Scheme Name	Annualized Returns				Quartile			
	6 M	1 Yr	2 Yr	3 Yr	6 M	1 Yr	2 Yr	3 Yr
DSP 10Y G-Sec Fund - Gr	-1.84	-2.21	0.43	3.88	4	4	4	4
ICICI Prudential Constant Maturity Gilt Fund - Gr	-1.06	-0.85	2.37	5.66	2	2	1	2
IDFC Government Sec Constant Maturity Plan - Reg - Gr	-1.39	-1.48	1.77	5.06	3	3	3	3
SBI Magnum Constant Maturity Fund - Gr	-0.29	-0.48	2.23	4.83	1	1	2	4
<b>Avg of Gilt Fund 10 yr constant duration</b>	<b>-1.15</b>	<b>-1.26</b>	<b>1.70</b>	<b>4.86</b>				
<b>Universe</b>	<b>4</b>	<b>4</b>	<b>4</b>	<b>4</b>				

## Solution Oriented Fund

Scheme Name	Annualized Returns				Quartile			
	6 M	1 Yr	3 Yr	5 Yr	6 M	1 Yr	3 Yr	5 Yr
Aditya Birla Sun Life Retirement Fund - The 30s Plan - Gr	0.25	-4.51	9.72	N.A.	3	4	3	-
Aditya Birla Sun Life Retirement Fund - The 40s Plan - Gr	0.04	-3.47	8.91	N.A.	4	4	3	-
Aditya Birla Sun Life Retirement Fund - The 50s Plan - Gr	-0.37	-0.52	3.37	N.A.	4	2	4	-
Axis Retirement Savings Fund - Aggressive Plan - Gr	-0.24	-8.55	N.A.	N.A.	4	4	-	-
Axis Retirement Savings Fund - Conservative Plan - Gr	-3.38	-3.00	N.A.	N.A.	4	3	-	-
Axis Retirement Savings Fund - Dynamic Plan - Gr	3.23	-4.96	N.A.	N.A.	1	4	-	-
Franklin India Pension Plan Gr	1.51	0.52	7.48	6.47	2	2	3	3
HDFC Retirement Savings Fund - Equity - Gr	5.05	3.89	21.17	13.75	1	1	1	1
HDFC Retirement Savings Fund - Hybrid Debt - Gr	1.60	2.20	7.48	6.26	2	1	3	4
HDFC Retirement Savings Fund - Hybrid Equity - Gr	2.46	0.47	14.62	11.00	1	2	1	1
ICICI Prudential Retirement Fund - Hybrid Aggressive Plan-Gr	0.60	1.42	13.58	N.A.	2	2	2	-
ICICI Prudential Retirement Fund - Hybrid Conservative Plan - Gr	0.46	1.18	7.17	N.A.	3	2	4	-
ICICI Prudential Retirement Fund - Pure Equity Plan - Gr	0.52	9.95	19.35	N.A.	3	1	1	-
Nippon India Retirement Fund - Income Generation Scheme - Gr	-0.51	-1.40	5.47	5.04	4	3	4	4
Nippon India Retirement Fund - Wealth Creation Scheme-Gr	0.24	-1.94	10.98	6.49	3	3	3	3
Tata Retirement Savings Fund - Conservative Plan - Gr	0.41	-0.79	6.78	5.82	3	3	4	4
Tata Retirement Savings Fund - Moderate Plan - Gr	2.38	-2.35	12.11	8.76	1	3	2	2
Tata Retirement Savings Fund - Progressive Plan - Gr	2.32	-4.47	12.20	9.09	2	4	2	2
UTI Retirement Benefit Pension Fund - Gr	1.56	2.14	11.64	6.87	2	1	2	3
<b>Average Return</b>	<b>0.95</b>	<b>-0.75</b>	<b>10.75</b>	<b>7.96</b>				
<b>Universe</b>	<b>19</b>	<b>19</b>	<b>16</b>	<b>10</b>				

## Equity Funds

Scheme Name	3 Years				
	Std. Deviation	Sharpe Ratio	Beta	Treynor Ratio	Alpha
Aditya Birla Sun Life Dividend Yield Fund - Gr	23.08	0.16	0.94	1.16	-0.04
Aditya Birla Sun Life Equity Advantage Fund - Gr	25.80	0.13	1.06	0.94	-0.28
Aditya Birla Sun Life Flexi Cap Fund - Gr	24.99	0.14	1.04	0.97	-0.24
Aditya Birla Sun Life Focused Equity Fund - Gr	23.00	0.14	0.94	0.96	-0.22
Aditya Birla Sun Life Frontline Equity Fund - Gr	23.61	0.14	0.98	0.97	-0.22
Aditya Birla Sun Life India GenNext Fund - Gr	22.25	0.18	0.91	1.28	0.07
Aditya Birla Sun Life Manufacturing Equity Fund - Regular Gr	20.63	0.14	0.83	1.03	-0.14
Aditya Birla Sun Life Midcap Fund - Gr	25.90	0.18	1.06	1.30	0.11
Aditya Birla Sun Life MNC Fund Gr	19.19	0.06	0.77	0.45	-0.57
Aditya Birla Sun Life Pure Value Fund - Gr	27.34	0.13	1.10	0.96	-0.26
Aditya Birla Sun Life Small Cap Fund - Gr	30.16	0.17	1.20	1.21	0.01
Aditya Birla Sun Life Tax Relief 96 Fund - Gr	21.72	0.08	0.89	0.55	-0.58
Axis Bluechip Fund - Gr	19.61	0.11	0.77	0.79	-0.32
Axis Flexi Cap Fund - Gr	19.89	0.13	0.78	0.96	-0.18
Axis Focused 25 Fund - Gr	23.67	0.10	0.94	0.70	-0.47
Axis Growth Opportunities Fund - Gr	22.33	0.21	0.90	1.49	0.26
Axis Long Term Equity Fund - Gr	23.20	0.11	0.92	0.78	-0.38
Axis MidCap Fund - Gr	20.87	0.23	0.85	1.60	0.34
Axis Small Cap Fund - Gr	25.13	0.26	1.00	1.88	0.68
Bank of India Large & Mid Cap Equity Fund - Reg Gr	22.66	0.17	0.94	1.17	-0.03
Bank of India Small Cap Fund - Gr	26.27	0.34	1.00	2.59	1.39
Bank of India Tax Advantage Fund - Regular Gr	22.12	0.23	0.90	1.67	0.42
Baroda BNP Paribas ELSS Fund - Gr	20.01	0.12	0.83	0.85	-0.29
Baroda BNP Paribas Focused Fund - Gr	20.80	0.13	0.85	0.93	-0.23
Baroda BNP Paribas Large Cap Fund - Gr	20.15	0.13	0.82	0.92	-0.23
Baroda BNP Paribas Mid Cap Fund - Gr	23.53	0.23	0.95	1.64	0.42
Baroda BNP Paribas Multi Cap Fund - Gr Plan	23.21	0.19	0.95	1.35	0.15
Canara Robeco Bluechip Equity Fund - Gr	20.80	0.16	0.85	1.16	-0.04
Canara Robeco Consumer Trends Fund - Regular Gr	21.29	0.21	0.86	1.48	0.24
Canara Robeco Emerging Equities Fund - Gr	23.27	0.20	0.97	1.41	0.21
Canara Robeco Equity Tax Saver Fund - Gr	21.66	0.21	0.88	1.47	0.24
Canara Robeco Flexi Cap Fund - Gr	21.18	0.18	0.87	1.23	0.02
Canara Robeco Small Cap Fund - Gr	27.08	0.33	1.07	2.41	1.29
DSP Equity Opportunities Fund - Gr	25.05	0.15	1.04	1.04	-0.16
DSP Flexi Cap Fund - Reg. Plan - Gr	23.96	0.14	0.99	0.99	-0.21
DSP Focus Fund - Gr	25.05	0.11	1.02	0.76	-0.45
DSP Midcap Fund - Reg Gr	23.24	0.17	0.95	1.17	-0.02
DSP Natural Resources and New Energy Fund - Gr	31.05	0.14	1.14	1.11	-0.10
DSP Quant Fund - Gr	22.55	0.15	0.91	1.05	-0.14
DSP Small Cap Fund - Gr	28.22	0.26	1.11	1.91	0.79
DSP Tax Saver Fund - Gr	24.61	0.16	1.02	1.13	-0.08
DSP Top 100 Equity Fund Gr	24.55	0.09	1.00	0.63	-0.57
Edelweiss Flexi Cap Fund - Gr	23.55	0.15	0.98	1.04	-0.15
Edelweiss Large & Mid Cap Fund - Regular Gr	23.00	0.18	0.96	1.26	0.06
Edelweiss Large Cap Fund - Gr	22.83	0.13	0.94	0.91	-0.27
Edelweiss Long Term Equity Fund (Tax Savings) - Gr	23.50	0.13	0.98	0.92	-0.27
Edelweiss Mid Cap Fund - Regular Gr	26.59	0.23	1.09	1.66	0.50
Edelweiss Small Cap Fund - Gr	27.42	0.28	1.10	2.04	0.92
Franklin India Bluechip Fund Gr	24.80	0.13	1.00	0.95	-0.25
Franklin India Equity Advantage Fund - Gr	27.37	0.14	1.13	0.97	-0.26
Franklin India Flexi Cap Fund - Gr	24.91	0.18	1.02	1.26	0.06
Franklin India Focused Equity Fund - Gr	27.04	0.17	1.08	1.25	0.05
Franklin India Opportunities Fund-Gr	24.12	0.17	0.99	1.22	0.02
Franklin India Prima Fund Gr	25.98	0.16	1.06	1.12	-0.09
Franklin India Smaller Companies Fund - Gr	28.41	0.20	1.13	1.45	0.29
Franklin India Taxshield Gr	25.60	0.14	1.05	0.99	-0.22
HDFC Capital Builder Value Fund - Gr	24.95	0.14	1.03	1.01	-0.20
HDFC Flexi Cap Fund - Gr	26.79	0.16	1.08	1.16	-0.04
HDFC Focused 30 Fund - Gr	26.12	0.16	1.05	1.18	-0.03
HDFC Large and Mid Cap Fund - Gr	26.35	0.18	1.09	1.29	0.09
HDFC Mid Cap Opportunities Fund - Gr	26.03	0.22	1.06	1.53	0.35
HDFC Small Cap Fund - Gr	29.58	0.21	1.17	1.52	0.38
HDFC Tax saver - Gr	24.34	0.15	1.00	1.03	-0.17
HDFC Top 100 Fund - Gr	25.23	0.14	1.01	1.02	-0.18
HSBC Flexi Cap Fund - Gr	24.31	0.14	1.01	0.95	-0.26
HSBC Large and Mid Cap Equity Fund - Gr	23.51	0.15	0.98	1.01	-0.19
HSBC Large Cap Equity Fund - Gr	23.26	0.12	0.94	0.84	-0.34
HSBC Small Cap Equity Fund - Gr	28.40	0.19	1.11	1.39	0.21
HSBC Tax Saver Equity Fund - Gr	24.13	0.14	1.00	0.96	-0.24
ICICI Prudential Bluechip Fund - Gr	22.78	0.15	0.94	1.04	-0.15
ICICI Prudential Dividend Yield Equity Fund - Gr	23.40	0.20	0.95	1.40	0.19
ICICI Prudential Exports and Services Fund - Gr	22.62	0.19	0.91	1.37	0.15
ICICI Prudential Focused Equity Fund - Retail Gr	21.72	0.20	0.87	1.41	0.18
ICICI Prudential India Opportunities Fund - Gr	28.35	0.21	1.10	1.59	0.43
ICICI Prudential Large & Mid Cap Fund - Gr	26.06	0.19	1.06	1.32	0.13
ICICI Prudential Long Term Equity Fund - Regular Gr	24.82	0.16	1.03	1.11	-0.09
ICICI Prudential Manufacturing Fund - Gr	26.35	0.18	1.06	1.26	0.07

## Equity Funds

Scheme Name	3 Years				
	Std. Deviation	Sharpe Ratio	Beta	Treynor Ratio	Alpha
ICICI Prudential MidCap Fund - Gr	27.13	0.19	1.11	1.35	0.17
ICICI Prudential MNC Fund - Gr	19.62	0.25	0.80	1.76	0.45
ICICI Prudential Multicap Fund - Gr	25.40	0.15	1.05	1.06	-0.15
ICICI Prudential Smallcap Fund - Gr	29.03	0.25	1.13	1.87	0.75
ICICI Prudential Value Discovery Fund Gr	22.36	0.23	0.89	1.64	0.39
IDBI Dividend Yield Fund - Gr	20.55	0.18	0.84	1.26	0.05
IDBI Equity Advantage Fund - Gr	19.60	0.11	0.79	0.77	-0.34
IDBI Flexi Cap Fund - Gr	21.70	0.17	0.89	1.20	0.00
IDBI Focused 30 Equity Fund - Gr	22.49	0.14	0.91	0.97	-0.21
IDBI India Top 100 Equity Fund - Gr	22.04	0.16	0.91	1.11	-0.09
IDBI Long Term Value Fund - Gr	24.47	0.14	1.01	0.95	-0.25
IDBI Midcap Fund - Gr	26.04	0.17	1.06	1.19	-0.01
IDBI Small Cap Fund - Gr	26.34	0.25	1.05	1.78	0.61
IDFC Core Equity Fund - Regular Plan - Gr	24.81	0.16	1.03	1.09	-0.11
IDFC Flexi Cap Fund - Regular Gr	22.48	0.12	0.92	0.87	-0.31
IDFC Focused Equity Fund - Regular Gr	22.14	0.13	0.90	0.90	-0.27
IDFC Large Cap Fund - Regular Gr	21.37	0.14	0.87	0.99	-0.19
IDFC Sterling Value Fund - Regular Gr	30.90	0.21	1.26	1.49	0.36
IDFC Tax Advantage (ELSS) Fund - Regular Gr	27.77	0.20	1.15	1.37	0.19
IIFL Focused Equity Fund - Gr	24.17	0.19	0.99	1.31	0.11
Indiabulls Blue Chip Fund - Gr	23.07	0.09	0.94	0.61	-0.56
Indiabulls Tax Savings Fund - Gr	21.45	0.09	0.88	0.62	-0.51
Indiabulls Value Fund - Gr	22.66	0.12	0.93	0.87	-0.30
Invesco India Contra Fund - Gr	23.79	0.17	0.99	1.20	0.00
Invesco India Growth Opportunities Fund - Gr	22.34	0.13	0.92	0.92	-0.25
Invesco India Largecap Fund - Gr	23.15	0.13	0.94	0.95	-0.23
Invesco India Midcap Fund - Gr	23.56	0.22	0.96	1.56	0.34
Invesco India Multicap Fund - Gr	25.07	0.17	1.03	1.20	0.00
Invesco India PSU Equity Fund - Gr	24.81	0.15	0.96	1.13	-0.07
Invesco India Smallcap Fund - Gr	27.69	0.25	1.10	1.80	0.66
Invesco India Tax Plan - Gr	23.20	0.13	0.96	0.94	-0.25
ITI Multi Cap Fund - Gr	25.49	0.07	1.02	0.49	-0.72
JM Flexicap Fund - Gr	23.01	0.15	0.93	1.04	-0.15
JM Focused Fund - Reg Gr	24.94	0.06	1.00	0.45	-0.75
JM Large Cap Fund - Gr	13.57	0.17	0.52	1.27	0.04
JM Tax Gain Fund - Gr Option	24.28	0.14	0.99	1.01	-0.19
JM Value Fund - Gr Option	24.74	0.14	1.02	0.97	-0.23
Kotak Bluechip Fund - Gr	22.76	0.15	0.94	1.05	-0.14
Kotak Emerging Equity Fund - Gr	25.66	0.24	1.05	1.66	0.49
Kotak Equity Opportunities Fund - Gr	22.51	0.18	0.93	1.28	0.08
Kotak Flexicap Fund - Gr	23.09	0.12	0.96	0.86	-0.33
Kotak Focused Equity Fund - Gr	23.17	0.15	0.96	1.04	-0.15
Kotak India EQ Contra Fund - Gr	24.09	0.15	1.00	1.06	-0.14
Kotak Smallcap Fund - Gr	28.49	0.28	1.13	2.05	0.96
Kotak Tax Saver - Gr	22.62	0.18	0.94	1.23	0.03
L&T Business Cycles Fund - Gr	27.23	0.14	1.12	1.01	-0.22
L&T Emerging Businesses Fund - Gr	28.60	0.24	1.13	1.73	0.60
L&T Flexicap Fund - Gr	23.41	0.13	0.97	0.88	-0.31
L&T Focused Equity Fund - Gr	20.01	0.12	0.81	0.84	-0.29
L&T India Large Cap Fund - Gr	23.03	0.12	0.95	0.85	-0.34
L&T India Value Fund - Gr	26.36	0.16	1.10	1.14	-0.07
L&T Large and Midcap Fund - Gr	22.98	0.15	0.93	1.05	-0.14
L&T Midcap Fund - Gr	24.01	0.16	0.98	1.16	-0.04
L&T Tax Advantage Fund - Gr	24.44	0.13	1.01	0.89	-0.31
LIC MF Flexi Cap Fund - Gr	20.65	0.10	0.84	0.68	-0.44
LIC MF Large & Mid Cap Fund - Gr	21.68	0.17	0.89	1.18	-0.02
LIC MF Large Cap Fund - Gr	20.61	0.11	0.83	0.83	-0.31
LIC MF Tax Plan Gr	21.94	0.12	0.89	0.84	-0.32
Mahindra Manulife ELSS Kar Bachat Yojana - Gr	23.54	0.16	0.98	1.11	-0.09
Mahindra Manulife Large Cap Pragati Yojana - Gr	22.15	0.13	0.91	0.91	-0.26
Mahindra Manulife Mid Cap Unnati Yojana - Gr	23.22	0.22	0.94	1.58	0.35
Mahindra Manulife Multi Cap Badhat Yojana - Gr	24.19	0.22	1.00	1.53	0.33
Mirae Asset Emerging Bluechip Fund - Gr	23.94	0.20	1.00	1.36	0.16
Mirae Asset Focused Fund - Gr	24.20	0.17	0.99	1.19	-0.01
Mirae Asset Large Cap Fund - Gr	23.06	0.14	0.95	0.96	-0.23
Mirae Asset Midcap Fund - Gr	25.16	0.25	1.03	1.72	0.54
Mirae Asset Tax Saver Fund - Gr	24.34	0.18	1.01	1.25	0.06
Motilal Oswal Flexi Cap Fund - Gr	23.03	0.07	0.94	0.50	-0.66
Motilal Oswal Focused 25 Fund - Gr	22.23	0.11	0.89	0.81	-0.35
Motilal Oswal Long Term Equity Fund - Gr	23.98	0.12	0.98	0.88	-0.31
Motilal Oswal Midcap Fund - Gr	25.57	0.24	1.00	1.78	0.58
Navi ELSS Tax Saver Fund - Gr	23.47	0.10	0.97	0.68	-0.50
Navi Flexi Cap Fund - Gr	23.16	0.13	0.96	0.89	-0.30
Navi Large & Midcap Fund - Gr	23.95	0.16	0.98	1.09	-0.11
Nippon India Focused Equity Fund - Gr	28.93	0.18	1.18	1.26	0.07



## Equity Funds

Scheme Name	3 Years				
	Std. Deviation	Sharpe Ratio	Beta	Treynor Ratio	Alpha
Nippon India Growth Fund - Gr	25.80	0.23	1.05	1.65	0.47
Nippon India Large Cap Fund - Gr	26.69	0.14	1.09	1.00	-0.22
Nippon India Multi Cap Fund - Gr	29.00	0.17	1.16	1.26	0.06
Nippon India Power & Infra Fund - Gr	28.66	0.17	1.16	1.23	0.03
Nippon India Quant Fund - Gr	20.79	0.16	0.85	1.15	-0.04
Nippon India Small Cap Fund - Gr	29.79	0.28	1.19	2.03	0.98
Nippon India Tax Saver Fund - Gr	26.69	0.13	1.09	0.95	-0.27
Nippon India Value Fund - Gr	24.89	0.18	1.04	1.23	0.03
Nippon India Vision Fund Gr	24.22	0.16	1.01	1.10	-0.10
Parag Parikh Flexi Cap Fund - Reg Gr	20.87	0.24	0.82	1.73	0.44
Parag Parikh Tax Saver Fund - Gr	19.11	0.25	0.74	1.86	0.49
PGIM India ELSS Tax Saver Fund - Gr	23.67	0.17	0.98	1.19	-0.01
PGIM India Flexi Cap Fund - Gr	24.94	0.21	1.02	1.52	0.32
PGIM India Large Cap Fund - Gr	22.12	0.10	0.91	0.72	-0.44
PGIM India Midcap Opportunities Fund - Gr	25.36	0.34	1.03	2.42	1.25
Quant Active Fund - G	26.40	0.31	1.02	2.32	1.13
Quant Flexi Cap Fund - Gr	24.64	0.34	0.93	2.58	1.29
Quant Focused fund - Gr	23.74	0.20	0.91	1.53	0.30
Quant Large and Mid Cap Fund - Gr	22.57	0.24	0.85	1.83	0.54
Quant Mid Cap Fund - Gr - A	24.89	0.33	0.96	2.48	1.22
Quant Small Cap Fund - Gr	32.03	0.37	1.15	2.97	2.04
Quant Tax Plan Gr	26.55	0.33	1.03	2.50	1.33
Quantum India ESG Equity Fund - Gr	21.34	0.17	0.88	1.18	-0.01
Quantum Long Term Equity Value Fund - Reg Gr	23.96	0.13	0.98	0.90	-0.30
Quantum Tax Saving Fund - Regular plan - Gr	23.54	0.13	0.96	0.92	-0.27
SBI Blue Chip Fund - Gr	24.13	0.14	1.00	0.95	-0.25
SBI Contra Fund - Regular Gr	24.84	0.27	1.01	1.89	0.70
SBI Equity Minimum Variance Fund - Gr	20.78	0.18	0.81	1.35	0.13
SBI Flexicap Fund - Gr	23.52	0.13	0.98	0.92	-0.28
SBI Focused Equity Fund - Regular Plan - Gr	22.37	0.16	0.88	1.17	-0.02
SBI Large & Midcap Fund - Gr	24.95	0.20	1.03	1.37	0.18
SBI Long Term Equity Fund - Gr	23.61	0.17	0.98	1.16	-0.04
SBI Magnum COMMA Fund - Gr	28.26	0.20	1.09	1.48	0.30
SBI Magnum Equity ESG Fund - Gr	23.08	0.13	0.94	0.90	-0.29
SBI Magnum Global Fund - Gr	18.10	0.20	0.70	1.50	0.21
SBI Magnum MidCap Fund - Gr	26.76	0.26	1.08	1.85	0.71
SBI PSU Fund - Gr	25.31	0.10	0.93	0.81	-0.36
SBI Small Cap Fund - Gr	25.43	0.27	1.01	1.99	0.79
Shriram Flexi Cap Fund - Gr	20.61	0.11	0.85	0.77	-0.36
Shriram Long Term Equity Fund - Gr	19.49	0.12	0.79	0.88	-0.26
Sundaram Consumption Fund - Gr	23.28	0.15	0.94	1.07	-0.12
Sundaram Dividend Yield Fund - Gr	20.76	0.17	0.85	1.23	0.02
Sundaram Focused Fund - Gr	21.52	0.18	0.88	1.28	0.07
Sundaram Large & Midcap Fund - Gr	25.19	0.14	1.04	0.99	-0.22
Sundaram Mid Cap Fund - Gr	25.83	0.17	1.05	1.22	0.02
Sundaram Multi Cap Fund - Gr	23.12	0.19	0.96	1.35	0.15
Sundaram Services Fund - Gr	24.95	0.21	1.02	1.46	0.26
Sundaram Small Cap Fund - Gr	29.28	0.22	1.17	1.62	0.49
Sundaram Tax Savings Fund - Gr	23.12	0.18	0.96	1.25	0.05
Tata Equity P/E Fund Gr	23.31	0.13	0.95	0.95	-0.24
Tata Ethical Fund - Gr	19.27	0.22	0.75	1.68	0.36
Tata Flexi Cap Fund - Gr	20.36	0.12	0.84	0.88	-0.27
Tata India Tax Savings Fund Regular Plan - Gr	23.81	0.14	0.99	1.01	-0.19
Tata Large & Mid Cap Fund - Gr	24.44	0.17	1.00	1.19	-0.01
Tata Large Cap Fund - Gr	23.70	0.12	0.98	0.87	-0.32
Tata Mid Cap Growth Fund - Gr	24.54	0.20	1.00	1.40	0.20
Tata Resources & Energy Fund - Gr	26.93	0.21	1.05	1.56	0.38
Tata Small Cap Fund - Gr	26.23	0.28	1.01	2.07	0.88
Taurus Discovery (Midcap) Fund - Gr	24.00	0.20	0.96	1.44	0.23
Taurus Ethical Fund - Gr	18.55	0.20	0.74	1.45	0.19
Taurus Flexi Cap Fund - Gr	23.22	0.10	0.95	0.74	-0.44
Taurus Largecap Equity Fund - Gr	22.73	0.12	0.91	0.84	-0.33
Taurus Tax Shield - Gr	21.22	0.12	0.87	0.87	-0.29
Templeton India Equity Income Fund - Gr	21.58	0.22	0.87	1.57	0.32
Templeton India Value Fund - Gr	28.28	0.20	1.14	1.40	0.23
Union Flexi Cap Fund - Gr	23.10	0.18	0.96	1.25	0.04
Union Focused Fund - Gr	22.18	0.18	0.91	1.31	0.10
Union Largecap Fund - Gr	23.29	0.13	0.95	0.89	-0.29
Union Long Term Equity Fund - Gr	23.12	0.19	0.96	1.30	0.09
Union Small Cap Fund - Gr	26.91	0.29	1.04	2.15	0.99
Union Value Discovery Fund - Gr	24.92	0.17	1.02	1.20	0.00
UTI Core Equity Fund - Gr	26.13	0.17	1.08	1.17	-0.04
UTI Dividend Yield Fund - Gr	21.20	0.15	0.85	1.08	-0.10
UTI Flexi Cap Fund - Gr	23.51	0.18	0.96	1.28	0.08
UTI Long Term Equity Fund (Tax Saving) - Gr	23.73	0.17	0.99	1.21	0.01
UTI Master Share - Gr	22.43	0.15	0.93	1.07	-0.12
UTI Mid Cap Fund - Gr	24.36	0.24	1.00	1.71	0.51
UTI MNC Fund - Gr	18.10	0.13	0.71	0.93	-0.20
UTI Transportation and Logistics Fund- Gr	29.10	0.17	1.07	1.30	0.11
UTI Value Opportunities Fund - Gr	23.69	0.18	0.98	1.23	0.03
<b>Average of Equity Schemes</b>	<b>24.01</b>	<b>0.17</b>	<b>0.97</b>	<b>1.24</b>	<b>0.05</b>

## Aggressive Hybrid Funds

Scheme Name	3 Years				
	Std. Deviation	Sharpe Ratio	Beta	Treynor Ratio	Alpha
Aditya Birla Sun Life Equity Hybrid 95 Fund - Gr	19.60	0.11	1.04	0.59	-0.18
Axis Equity Hybrid Fund - Gr	17.83	0.11	0.96	0.60	-0.16
Bank of India Mid & Small Cap Equity & Debt Fund - Gr	21.46	0.25	1.04	1.50	0.77
Baroda BNP Paribas Aggressive Hybrid Fund - Gr	16.26	0.15	0.87	0.83	0.06
Canara Robeco Equity Hybrid Fund - Gr	15.87	0.17	0.86	0.92	0.13
DSP Equity & Bond Fund - Gr	18.49	0.13	0.99	0.69	-0.07
Edelweiss Aggressive Hybrid Fund - Regular Plan - Gr	17.81	0.16	0.96	0.86	0.09
Franklin India Equity Hybrid Fund - Gr	17.87	0.14	0.96	0.77	0.01
HDFC Hybrid Equity Fund - Gr	19.35	0.15	1.04	0.80	0.04
HSBC Equity Hybrid Fund - Gr	17.72	0.12	0.96	0.62	-0.14
ICICI Prudential Equity & Debt Fund - Regular Gr	20.54	0.21	1.05	1.21	0.47
IDBI Hybrid Equity Fund - Gr	15.94	0.11	0.86	0.60	-0.14
IDFC Hybrid Equity Fund - Regular Plan - Gr	19.06	0.15	1.03	0.78	0.01
Indiabulls Equity Hybrid Fund - Gr	17.74	0.10	0.94	0.53	-0.22
Invesco India Equity And Bond Fund - Gr	17.04	0.09	0.91	0.49	-0.25
JM Equity Hybrid Fund - Gr	22.09	0.19	1.07	1.14	0.41
Kotak Equity Hybrid Fund - Gr	19.61	0.18	1.06	0.96	0.21
L&T Hybrid Equity Fund - Gr	18.23	0.11	0.98	0.59	-0.17
LIC MF Equity Hybrid Fund - Gr	16.60	0.07	0.89	0.36	-0.36
Mahindra Manulife Hybrid Equity Nivesh Yojana - Gr	17.50	0.20	0.94	1.04	0.27
Mirae Asset Hybrid - Equity Fund - Gr	17.82	0.14	0.97	0.77	0.00
Motilal Oswal Equity Hybrid Fund - Gr	17.02	0.10	0.90	0.57	-0.17
Navi Equity Hybrid Fund - Gr	17.69	0.09	0.95	0.49	-0.26
Nippon India Equity Hybrid Fund - Gr	23.60	0.07	1.26	0.37	-0.50
PGIM India Hybrid Equity Fund - Gr	18.24	0.08	0.98	0.44	-0.32
Quant Absolute Fund - Gr	19.25	0.34	0.94	2.01	1.18
SBI Equity Hybrid Fund - Gr	17.12	0.14	0.92	0.76	0.00
Shriram Hybrid Equity Fund - Regular Gr	16.15	0.09	0.87	0.50	-0.23
Sundaram Aggressive Hybrid Fund - Gr	16.91	0.16	0.92	0.87	0.10
Tata Hybrid Equity Fund - Regular Plan - Gr	17.86	0.14	0.96	0.74	-0.03
UTI Hybrid Equity Fund - Gr	19.48	0.16	1.05	0.88	0.12
<b>Average of Agg. Hybrid Funds</b>	<b>18.31</b>	<b>0.14</b>	<b>0.97</b>	<b>0.78</b>	<b>0.02</b>

- The above data have been calculated using monthly rolling returns for 36 months period.
- Risk free return considered as 5.74%.
- Standard Deviation is calculated on an annualised basis.

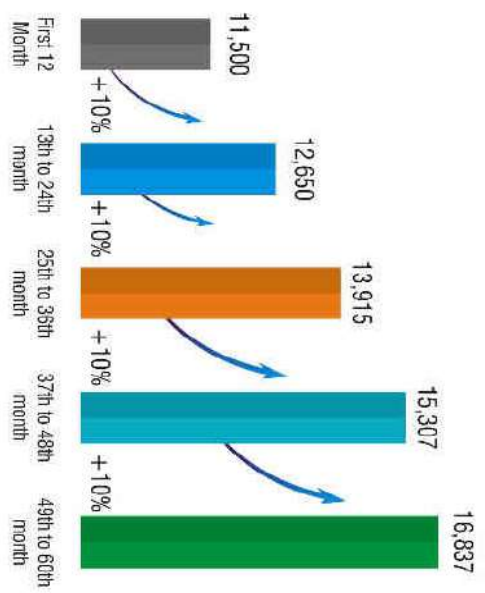
## Sip-Top Up Read Reckoner

SIP With 10% annual Top up\*

ASSUMED RATE OF RETURN	TARGET AMOUNT TO BE ACHIEVED																							
	5 Years					10 Years					15 Years					20 Years					25 Years			
TENURE	7%	11%	15%	7%	11%	15%	7%	11%	15%	7%	11%	15%	7%	11%	15%	7%	11%	15%	7%	11%	15%			
10 Lacs	11,500*	10,400	9,400	3,800	3,100	2,500	1,700	1,200	900	800	600	400	400	300	200									
25 Lacs	28,800	26,100	23,500	9,500	7,800	6,300	4,200	3,100	2,300	2,100	1,400	900	1,100	700	400									
50 Lacs	57,600	52,100	47,000	19,000	15,600	12,600	8,400	6,200	4,500	4,100	2,800	1,800	2,200	1,300	800									
1 Crore	115,300	104,200	93,900	38,100	31,200	25,300	16,700	12,500	9,000	8,300	5,600	3,600	4,400	2,700	1,500									
2 Crore	230,300	208,400	187,900	76,100	62,400	50,500	33,500	24,900	18,000	16,500	11,200	7,200	8,700	5,300	3,000									
5 Crore	576,300	521,000	469,700	190,300	156,000	126,300	83,700	62,300	45,000	41,300	27,900	18,000	21,800	13,400	7,600									
10 Crore	1,152,500	1,042,100	939,400	380,600	312,000	252,700	167,400	124,500	90,100	82,700	55,900	35,900	43,500	26,700	15,200									

Monthly SIP amount (rounded off to the nearest 100s) based on assumed rate of return on investment and corresponding tenure in years

\*Illustration  
Initial instalment Of Rs. 11,500 Will increase over the tenure (Say 5 years) @10%p.a. as illustrated alongside



**SIP- SYSTEMATIC INVESTMENT PLAN**  
Mutual Fund Investment Are Subject to Market Risks,  
Read All Scheme Related Documents Carefully.



**Ashok Metal Industries** Tagore Road, Raikot-360002. (Guj.) INDIA. Ph. : 0281-2462424 Fax : 91-281-2461888  
Cell. : 98240 46666 | E-mail : ram@ashkindia.com | Visit us at : www.vikalpafinvest.com | www.simplyinvest.in